SANDVIK Coromant

TOOLING PARTNERS®

2020

Draaigereedschappen

ALGEMEEN DRAAIEN
AFSTEKEN EN GROEFSTEKEN
DRAADSNIJDEN
MULTIFUNCTIONELE GEREEDSCHAPPEN
OPSPANGEREEDSCHAPPEN
DRAAIGEREEDSCHAP ADAPTERS



toolingpartners.com



Hierbij presenteren wij onze nieuwe catalogi

De catalogus bestaat uit drie delen: Draaigereedschappen, Roterende gereedschappen en Volhardmetalen ronde gereedschappen. In totaal worden meer dan 30.000 standaard producten gepresenteerd.

Draaigereedschappen – Algemeen draaien, Afsteken en groefsteken, Draadsnijden, Multifunctionele gereedschappen, Opspangereedschappen en Draaigereedschapadapters

Roterende gereedschappen – Frezen, Boren, Kotteren en Roterende gereedschapadapters

Volhardmetalen ronde gereedschappen – Frezen, Boren, Tappen en Ruimen

Gebruik het productoverzicht aan het begin van elk hoofdstuk om uw interessegebied te vinden, en een verwijzing brengt u naar de eigenlijke productpagina. Verwijzingen onderaan elke productpagina begeleiden u naar de betrokken producten en informatie, zoals opnames, wisselplaten en snijgegevens.

Ons totale aanbod van ongeveer 50.000 standaardproducten vindt u op **www.sandvik.coromant.com**. Als uw speciale gereedschappen nodig hebt, hebben wij een breed assortiment van producten die voor u op maat gemaakt kunnen worden.

Bezoek www.sandvik.coromant.com om zeker te zijn van de nieuwste maten en toleranties, om gedetailleerde snijgegevens te vinden en voor het bestellen van producten en reserveonderdelen.



Verklaring van de verwijzingssymbolen:

- Wisselplaten
- Uitwendige gereedschappen
- Inwendige gereedschappen
- Adapters
- Gereedschaps houders
- CoroTurn® SL adapters
- Onderdelen
- Snijgegevens
- Omschrijving van de hardmetaalsoort
- Beschrijving geometrie
- Parameter uitleg
- "Tailor Made"
- Codesleutel
- Koelmiddel-informatie
- Informatie

★	Eerste keuze
☆	Goede keuze
	Niet beschikbaar

Onze eerste keuze aanbeveling is een goed beginpunt voor de meeste bewerkingen van waaruit u, indien nodig, een hardmetaalsoort met andere kenmerken kunt kiezen.

A Draaien algemeen

B Afsteken en groefsteken

C Draadsnijden

D Multifunctionele gereedschappen

E Opspangereedschappen

F Adapters voor draaigereedschappen

G Onderdelen

H Algemene informatie

Draaien algemeen

CoroTurn® Prime A3

Wisselplaten A4
Uitwendige gereedschappen A5-A13
Inwendige gereedschappen A14-A15

CoroTurn® 300 A16

Wisselplaten A17
Uitwendige gereedschappen A18-A19

CoroTurn ® TR A20

Wisselplaten A21-A22
Uitwendige gereedschappen A23-A33
Inwendige gereedschappen A34-A38

CoroTurn® 107 A39

Wisselplaten A40-A57
Uitwendige gereedschappen A58-A87
Inwendige gereedschappen A88-A150

T-Max® P A151

Wisselplaten A152-A176
Uitwendige gereedschappen A177-A216
Inwendige gereedschappen A217-A241

T-Max® en T-Max® S A242

Wisselplaten A243-A250
Uitwendige gereedschappen A251-A261
Inwendige gereedschappen A268-A269

CoroTurn® XS A270

Snijgereedschappen A271-A275
Adapters F2

CoroCut® XS A276

Wisselplaten A277
Uitwendige gereedschappen B99-B100

CoroTurn® 111 Web

www.sandvik.coromant.com/coroturn111

CoroCut® MB Web

www.sandvik.coromant.com/corocutmb

	Toepassing		Bewerking	Gereedschapsmateriaal				Aanbevolen gatgrootte
	Uitwendig	Inwendig		Hardmetaal	Keramiek	CBN	PCD	
CoroTurn® Prime	X	X	Voordraaien tot nadraaien	X				Ø>40 mm
CoroTurn® 300	X		Gemiddeld tot nabewerken	X				
CoroTurn® TR	X	X	Gemiddeld tot nabewerken	X		X		Ø>35 mm
CoroTurn® 107	X	X	Gemiddeld tot nabewerken	X		X	X	Ø6-80 mm
T-Max® P	X	X	Voordraaien tot nadraaien	X	X	X		Ø>50 mm
T-Max®	X	X	Voordraaien tot nadraaien		X	X	X	Ø>32 mm
T-Max® S	X		Voordraaien tot nadraaien		X	X	X	
CoroTurn® XS		X	Nabewerken	X		X		Ø0,3-10 mm
CoroCut® XS	X		Nabewerken	X				

CoroTurn® Prime

Introductie van een compleet nieuwe draaimethode

Toepassing

- Voorbewerken
- Nabewerken
- Profileren



ISO toepassingsgebied:

P M K S

Voordelen en kenmerken

- Hogere snijgegevens resulteren in een verhoogde productie van componenten en verlaagde kosten per component
- Spaanbeheersing en lange standtijd zorgen voor meer productiezekerheid
- Verlaagde temperatuur aan de snijkant betekent een langere standtijd

www.sandvik.coromant.com/coroturnprime

A-type

- Veelzijdig en flexibel - voor licht voorbewerken, nabewerken en profieldraaien
- Drie hoeken van 35°
- Wiper (08) voor uitstekende oppervlakteafwerking
- Beschikbare hardmetaalsoorten: GC4325, GC2025, GC1115, H13A



B-type

- Sterkere wisselplaat voor voorbewerkingen
- Twee hoeken
- Wiper voor uitstekende oppervlakteafwerking
- Beschikbare hardmetaalsoorten: GC4325, GC2025, GC1115, H13A



Wisselplaten

A-type	B-type
	
A4	A4

Klemhouders

Coromant Capto® -unit	Schachtgereedschappen	QS™-schachtgereedschap	CoroTurn® SL snijkoppen
			
A5-A9	A10-A11	A12-A13	A14-A15

CoroTurn® Prime-wisselplaat voor draaien

A-type wisselplaat



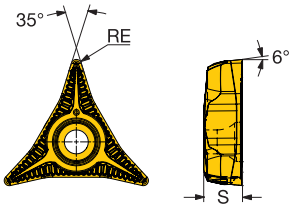

		SSC	S	RE	ISO CODE	P		M			K		S	
						4325	H13A	1115	2025	H13A	4325	1115	H13A	
Nabewerken	L5	CP-A	6.00	0.40	CP-A1104-L5	★		☆	★		★	★		
			6.00	0.79	CP-A1108-L5	★		☆	★		★	★		
	L5W	CP-A	6.00	0.79	CP-A1108-L5W	★		☆	★		★	★		
	L3	CP-A	6.00	0.79	CP-A1108-L3	★	☆	★		☆		★	☆	
	L3WX	CP-A	6.00	0.79	CP-A1108-L3WX	★								

B-type wisselplaat



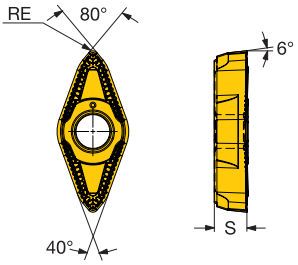

		SSC	S	RE	ISO CODE	P		M			K		S	
						4325	H13A	1115	2025	H13A	4325	H13A	1115	H13A
Nabewerken	L4	CP-B	5.00	0.79	CP-B1108-L4	★	☆	★		☆			★	☆
	L4W	CP-B	5.00	0.79	CP-B1108-L4W	★	☆	★		☆			★	☆
Middelmatig	M5	CP-B	5.00	0.79	CP-B1108-M5	★		☆	★		★		★	
	M5W	CP-B	5.00	0.79	CP-B1108-M5W	★		☆	★		★		★	
	H3W	CP-B	5.00	0.79	CP-B1108-H3W	★	☆	★		☆	☆	★	★	☆
	H3	CP-B	5.00	0.79	CP-B1108-H3	★	☆		★		☆	★	★	☆

SSC = Moet corresponderen met SSC op houder.

A5 A282 A294 H36 H14

SANDVIK Coromant

CoroTurn® Prime snij-unit voor draaien

Schroefbevestiging

Coromant Capto® - Precisie koelmiddeltoevoer



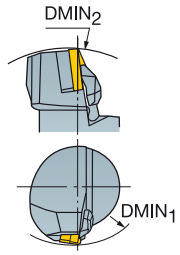

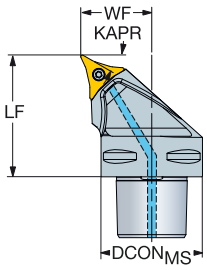

CP-A

	SSC	CZC_{MS}	$DMIN_1$	$DMIN_2$	RMPX	CNSC	**Bestelnummer**	Afmetingen, mm $DCON_{MS}$	LF	WF	BAR	NM	KG	MIID
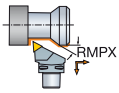	CP-A	C4	95.0	145.0	15°	3	**C4-CP-30AR/L-27050-11C**	40.0	50.0	27.0	150	3.0	0.47	CP-A1108
		C5	95.0	165.0	15°	3	**C5-CP-30AR/L-35060-11C**	50.0	60.0	35.0	150	3.0	0.79	CP-A1108
		C6	115.0	190.0	15°	3	**C6-CP-30AR/L-45065-11C**	63.0	65.0	45.0	150	3.0	1.25	CP-A1108

SSC = Moet overeenkomen met SSC op wisselplaat.

R = Rechts, L = Links

		Reserve onderdelen			
SSC	CZC_{MS}	Wisselplaat-schroef	Spuitmond	Afsluitplug	Koelmiddelschroef
CP-A	C4-C6	5513 020-01	5691 026-03	3214 013-03	3213 010-256

Ga voor de complete lijst van reserveonderdelen naar www.sandvik.coromant.com


A4


F2


E1


G1



H36



H14



H5

CoroTurn® Prime snij-unit voor draaien

Schroefbevestiging

Coromant Capto® - Precisie koelmiddeltoevoer





CP-A

KAPR

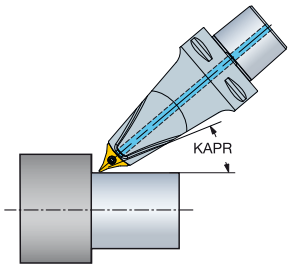

30.0°

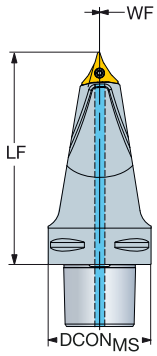

	SSC	CZCMS	RMPX	CNSC	Bestelnummer	Afmetingen, mm DCONMS	LF	WF	BAR	NM	KG	MIID
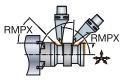	CP-A	C5	15°	3	C5-CP-75AL00115-11C	50.0	115.0	0.0	150	3.0	1.20	CP-A1108
		C6	15°	3	C6-CP-75AL00130-11C	63.0	130.0	0.0	150	3.0	0.00	CP-A1108
		C8	15°	3	C8-CP-75AL00160-11C	80.0	160.0	0.0	150	3.0	4.20	CP-A1108

KAPR



CP-A

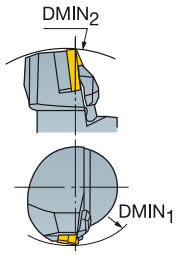

30.0°

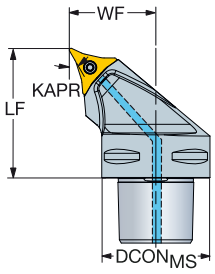

	SSC	CZCMS	DMIN1	DMIN2	RMPX	CNSC	Bestelnummer	Afmetingen, mm DCONMS	LF	WF	BAR	NM	KG	MIID
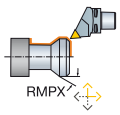	CP-A	C5	110.0	780.0	15°	3	C5-CP-A-30AR/L40060-11C	50.0	60.0	40.0	150	3.0	0.68	CP-A1108
		C6	110.0	900.0	15°	3	C6-CP-A-30AR/L50065-11C	63.0	65.0	50.0	150	3.0	1.17	CP-A1108

R = Rechts, L = Links

Reserve onderdelen		
Wisselplaat-schroef	Spuitmond	Koelmiddelschroef
5513 020-10	5691 026-03	3213 010-256

Ga voor de complete lijst van reserveonderdelen naar www.sandvik.coromant.com


A4


F2


E1


G1



H36



H14



H5

SANDVIK Coromant

CoroTurn® Prime snij-unit voor draaien

Robuuste klemuitvoering

Coromant Capto® - Precisie koelmiddeltoevoer



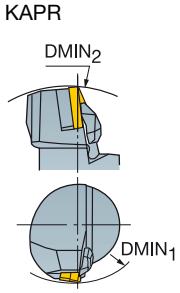

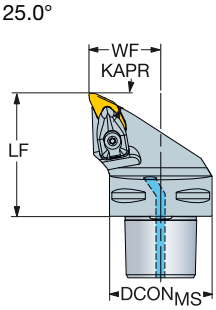

CP-B

	SSC	CZC$_{MS}$	DMIN$_1$	DMIN$_2$	RMPX	CNSC	Bestelnummer	Afmetingen, mm DCON$_{MS}$	LF	WF	BAR	NM	KG	MIID
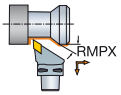	CP-B	C4	240.0	260.0	23°	3	**C4-CP-25BR/L-27060-11B**	40.0	60.0	27.0	150	3.0	0.51	CP-B1108
		C5			23°	3	**C5-CP-25BR/L-35060-11B**	50.0	60.0	35.0	150	3.0	0.71	CP-B1108
		C6	340.0	280.0	23°	3	**C6-CP-25BR/L-45065-11B**	63.0	65.0	45.0	150	3.0	1.21	CP-B1108

SSC = Moet overeenkomen met SSC op wisselplaat.

R = Rechts, L = Links

Reserve onderdelen		
Onderlegplaat schroef	Onderlegplaat	Spankapset
5513 020-04	5322 610-01 S6	5412 028-021

Ga voor de complete lijst van reserveonderdelen naar www.sandvik.coromant.com

A4 F2 E1 G1 H36 H14 H5

CoroTurn® Prime snij-unit voor draaien

Robuuste klemuitvoering

Coromant Capto® - Precisie koelmiddeltoevoer



KAPR

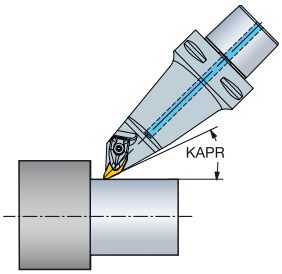

25.0°

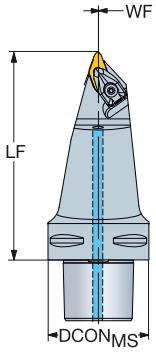

CP-B

	SSC	CZCMS	RMPX	CNSC	Bestelnummer	Afmetingen, mm DCONMS	LF	WF	BAR	NM	KG	MIID
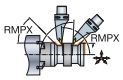	CP-B	C5	23°	3	C5-CP-70BL00115-11B	50.0	115.0	0.0	150	3.0	1.15	CP-B1108
		C6	23°	3	C6-CP-70BL00130-11B	63.0	130.0	0.0	150	3.0	1.97	CP-B1108
		C8	23°	3	C8-CP-70BL00160-11B	80.0	160.0	0.0	150	3.0	4.13	CP-B1108

KAPR



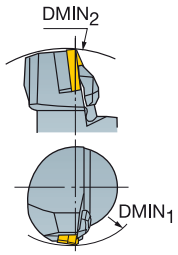

25.0°

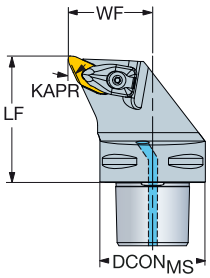

CP-B

	SSC	CZCMS	DMIN1	DMIN2	RMPX	CNSC	Bestelnummer	Afmetingen, mm DCONMS	LF	WF	BAR	NM	KG	MIID
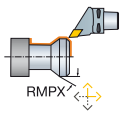	CP-B	C5	140.0	150.0	23°	3	C5-CP-A-25BR/L40060-11B	50.0	60.0	40.0	150	3.0	0.67	CP-B1108
		C6	150.0	150.0	23°	3	C6-CP-A-25BR/L50065-11B	63.0	65.0	50.0	150	3.0	1.21	CP-B1108

R = Rechts, L = Links

Reserve onderdelen			
Onderlegplaat schroef	Onderlegplaat	Spankapset	Koelmiddelschroef
5513 020-04	5322 610-01 S6	5412 028-021	3213 010-256

Ga voor de complete lijst van reserveonderdelen naar www.sandvik.coromant.com

A4 F2 E1 G1 H36 H14 H5

SANDVIK Coromant

CoroTurn® Prime snij-unit voor draaien

Dubbel gereedschap

Coromant Capto® - Precisie koelmiddeltoevoer



KAPR

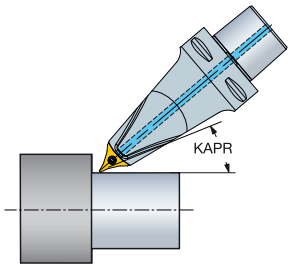

30.0°

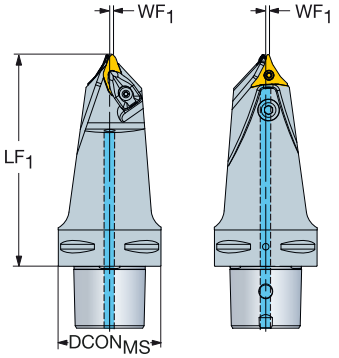

	SSC	CZC_{MS}	RMPX	OHX	CNSC	Bestelnummer	Afmetingen, mm, inch $DCON_{MS}$	LF_1	WF_1	HF	BAR PSI	NM	KG	MIID
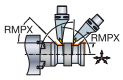	CP-A	C6	15°	130.0	3	**C6-T-A11B11L-130**	63	130.0	2.0	20.0	80	3.0	2.28	CP-A1108
	CP-B	C6	23°	130.0	3		63	130.0	2.0	20.0	80	3.0	2.28	CP-B1108
	CP-A	C8	15°	160.0	3	**C8-T-A11B11L-160**	80	160.0	2.0	25.0	80	3.0	4.60	CP-A1108
	CP-B	C8	23°	160.0	3		80	160.0	2.0	25.0	80	3.0	4.60	CP-B1108

Reserve onderdelen					
Wisselplaat-schroef	Onderlegplaat schroef	Onderlegplaat	Spankapset	Spuitmond	Koelmiddelschroef
5513 020-10	5513 020-04	5322 610-01 S6	5412 028-021	5691 026-03	5512 104-01

Ga voor de complete lijst van reserveonderdelen naar www.sandvik.coromant.com


A4


F2


E1


G1



H36



H14



H5

CoroTurn® Prime schachtgereedschap voor draaien

Rigid clamp-ontwerp

KAPR 25.0°





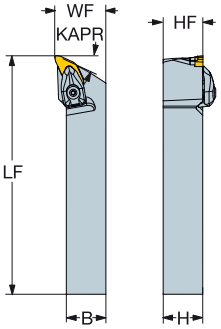

CP-B

	SSC	CZC_{MS}	RMPX	OHX	OHN	Bestelnummer	Afmetingen, mm B	H	LF	WF	HF	NM	KG	MIID
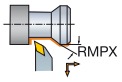	CP-B	20 x 20	23°	40.0	37.9	**CP-25BR/L-2020-11**	20.0	20.0	125.0	25.0	20.0	3.0	0.43	CP-B1108
		25 x 25	23°	50.0	37.5	**CP-25BR/L-2525-11**	25.0	25.0	150.0	32.0	25.0	3.0	0.75	CP-B1108
		32 x 32	23°	64.0	37.3	**CP-25BR/L-3232-11**	32.0	32.0	170.0	40.0	32.0	3.0	1.37	CP-B1108

SSC = Moet overeenkomen met SSC op wisselplaat. R = Rechts, L = Links

Reserve onderdelen		
Onderlegplaat schroef	Onderlegplaat	Spankapset
5513 020-04	5322 610-01 S6	5412 028-021

Ga voor de complete lijst van reserveonderdelen naar www.sandvik.coromant.com

A4 F2 E1 H36 H14

SANDVIK Coromant

CoroTurn® Prime schachtgereedschap voor draaien

Klemschroef ontwerp

KAPR 30.0°





CP-A

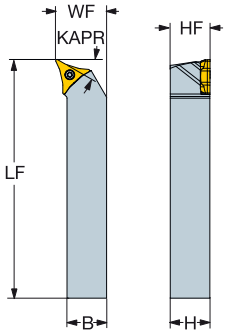

	SSC	CZC_{MS}	RMPX	OHX	OHN	Bestelnummer	Afmetingen, mm B	H	LF	WF	HF	NM	KG	MIID
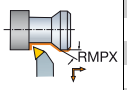	CP-A	20 x 20	15°	40.0	23.7	**CP-30AR/L-2020-11**	20.0	20.0	125.0	25.0	20.0	3.0	0.43	CP-A1108
		25 x 25	15°	50.0	23.7	**CP-30AR/L-2525-11**	25.0	25.0	150.0	32.0	25.0	3.0	0.72	CP-A1108
		32 x 32	15°	64.0	23.7	**CP-30AR/L-3232-11**	32.0	32.0	170.0	40.0	32.0	3.0	1.36	CP-A1108

SSC = Moet overeenkomen met SSC op wisselplaat.

R = Rechts, L = Links

Reserve onderdelen
Wisselplaat-schroef
5513 020-10

Ga voor de complete lijst van reserveonderdelen naar www.sandvik.coromant.com

A4 F2 E1 H36 H14

CoroTurn® Prime QS schachtgereedschap voor draaien

Rigid clamp-ontwerp

Precisie koelmiddeltoevoer

KAPR 25.0°





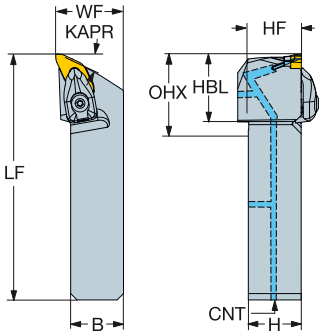

CP-B

	SSC	CZC_{MS}	RMPX	OHX	CNSC	Bestelnummer	Afmetingen, mm B	H	HBL	LF	WF	HF	CNT	BAR	NM	KG	MIID
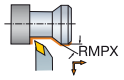	CP-B	20 x 20	23°	52.0	3	**QS-CP-25BR/L-2020-11B**	20.0	20.0	32.0	101.0	25.0	20.0	G 1/8-28	150	3.0	0.32	CP-B1108
		25 x 25	23°	57.0	3	**QS-CP-25BR/L-2525-11B**	25.0	25.0	32.0	116.0	32.0	25.0	G 1/8-28	150	3.0	0.62	CP-B1108

SSC = Moet overeenkomen met SSC op wisselplaat.

R = Rechts, L = Links

Reserve onderdelen

Onderlegplaat schroef	Onderlegplaat	Spankapset	Koelmiddelschroef	Afsluitplug	Afsluitplug
5513 020-04	5322 610-01 S6	5412 028-021	5512 104-01	3214 013-01	3214 012-01

Ga voor de complete lijst van reserveonderdelen naar www.sandvik.coromant.com

A4 F2 E1 G1 H36 H14 H5

CoroTurn® Prime QS schachtgereedschap voor draaien

Klemschroef ontwerp

Precisie koelmiddeltoevoer

KAPR 30.0°



CP-A

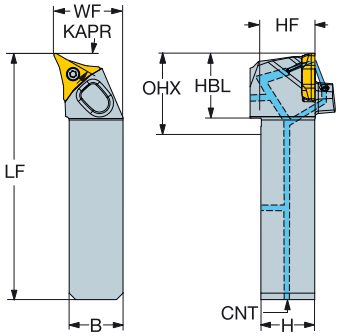

	SSC	CZC_{MS}	RMPX	OHX	CNSC	Bestelnummer	Afmetingen, mm B	H	HBL	LF	WF	HF	CNT	BAR	NM	KG	MIID
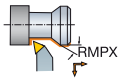	CP-A	20 x 20	15°	52.0	3	**QS-CP-30AR/L-2020-11C**	20.0	20.0	32.0	101.0	25.0	20.0	G 1/8-28	150	3.0	0.37	CP-A1108
		25 x 25	15°	55.0	3	**QS-CP-30AR/L-2525-11C**	25.0	25.0	32.0	114.1	32.0	25.0	G 1/8-28	150	3.0	0.59	CP-A1108

SSC = Moet overeenkomen met SSC op wisselplaat.

R = Rechts, L = Links

Reserve onderdelen				
Wisselplaat-schroef	Spuitmond	Koelmiddelschroef	Afsluitplug	Afsluitplug
5513 020-10	5691 026-03	5512 104-01	3214 013-01	3214 012-01

Ga voor de complete lijst van reserveonderdelen naar www.sandvik.coromant.com


A4


F2


E1


G1



H36



H14



H5

CoroTurn® Prime-kop voor draaien

Rigid clamp-ontwerp

CoroTurn® HP - Precisie koelmiddeltoevoer

KAPR 25.0°





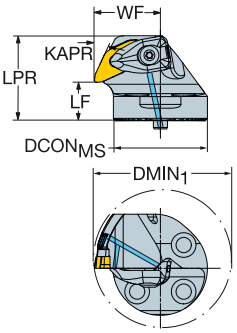

CP-B

	SSC	CZC_{MS}	$DMIN_1$	RMPX	CNSC	Bestelnummer	Afmetingen, mm $DCON_{MS}$	LPR	LF	WF	BAR	NM	KG	MIID
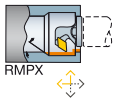 RMPX	CP-B	40	90.0	23°	1	**SL-CP-X-25BR/L-40-11B**	40.0	36.0	16.0	28.0	70	3.0	0.16	CP-B1108
		40	50.0	23°	1	**SL-CPX25BR/L-40-11B50**	40.0	36.0	16.0	28.0	70	3.0	0.16	CP-B1108

R = Rechts, L = Links

Reserve onderdelen

Onderlegplaat schroef	Onderlegplaat		Spankapset	Koelmiddelschroef	Pasbus
5513 020-04	5322 610-01	S6	5412 028-021	3213 010-256	5638 031-01

Ga voor de complete lijst van reserveonderdelen naar www.sandvik.coromant.com

A4 F2 H36 H14 H5 H2

CoroTurn® Prime-kop voor draaien

Schroefbevestiging

CoroTurn® HP - Precisie koelmiddeltoevoer

KAPR 30.0°





CP-A

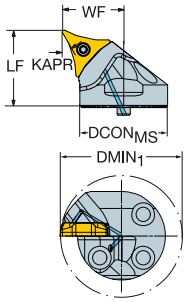

	SSC	CZC$_{MS}$	DMIN$_1$	RMPX	CNSC	Bestelnummer	Afmetingen, mm DCON$_{MS}$	LF	WF	BAR	NM	KG	MIID
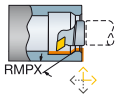 RMPX	CP-A	32	40.0	15°	1	SL-CP-30AR/L-32-11C40	32.0	32.0	22.0	70	3.0	0.10	CP-A1108
		40	90.0	15°	1	SL-CP-30AR/L-40-11C	40.0	35.0	28.0	70	3.0	0.18	CP-A1108
		40	50.0	15°	1	SL-CP-30AR/L-40-11C50	40.0	35.0	28.0	70	3.0	0.18	CP-A1108

Robuuste klemuitvoering

KAPR 25.0°





CP-B

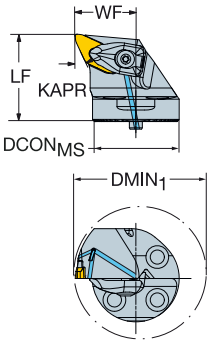

	SSC	CZC$_{MS}$	DMIN$_1$	RMPX	CNSC	Bestelnummer	Afmetingen, mm DCON$_{MS}$	LF	WF	BAR	NM	KG	MIID
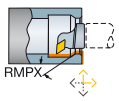 RMPX	CP-B	40	90.0	23°	1	SL-CP-25BR/L-40-11B	40.0	40.0	28.0	70	3.0	0.19	CP-B1108
		40	50.0	23°	1	SL-CP-25BR/L-40-11B50	40.0	40.0	28.0	70	3.0	0.19	CP-B1108

R = Rechts, L = Links

	Reserve onderdelen			
Bestelnummer	Wisselplaat-schroef	Spuitmond	Koelmiddelschroef	Pasbus
SL-CP-30AR/L-40-11C	5513 020-10	5691 026-13	3213 010-256	5638 031-01

	Reserve onderdelen				
Bestelnummer	Onderlegplaat schroef	Onderlegplaat	Spankapset	Koelmiddelschroef	Pasbus
SL-CP-25BR/L-40-11B	5513 020-04	5322 610-01 S6	5412 028-021	3213 010-256	5638 031-01

Ga voor de complete lijst van reserveonderdelen naar www.sandvik.coromant.com

A4 F2 H36 H14 H5 H2

CoroTurn® 300

Voor uitwendig draaien van componenten van hoge kwaliteit

Toepassing

- Langsdraaien
- Vlakken
- Gemiddeld tot nabewerken



ISO toepassingsgebied:

P K

Voordelen en kenmerken

- Achtkantige wisselplaten voor een goede warmteafvoer voor voorspelbare resultaten en slijtage
- Geometrieën met uitstekende spaanbreking binnen hun respectievelijke toepassingsgebieden
- Met de Coromant Capto® -koppeling of QS™-schachten zijn gereedschappen snel te verwisselen en kan het koelmiddel gemakkelijk worden aangesloten, zodat de productietijd maximaal is .
- Wisselplaatsoorten GC4325 en GC4315 met Inveio™ - voor grote slijtvastheid en lange standtijd
- Wisselplaatvorm: 80 graden hoek

www.sandvik.coromant.com/coroturn300

Boven- en onderkoeling

Zeer nauwkeurige koelmiddeltoevoer van boven regelt een goede spaanbreking voor een veilige bewerking, waarbij koelmiddel aan de onderkant de temperatuur regelt voor een lange en voorspelbare standtijd.



Stabiele wisselplaatpositie

De wisselplaat blokkeert zichzelf in de tipzitting dankzij de opspanoplossing met kantelpen. iLock-koppeling tussen wisselplaat en opname voorkomt microbewegingen van de wisselplaat.



Wisselplaten

Draaien

A17

Klemhouders

Coromant Capto® klemhouder-units	QS™-schachtgereedschap
	
A18	A19

Tailor Made H35

SANDVIK Coromant

CoroTurn® 300 draaiwisselplaat



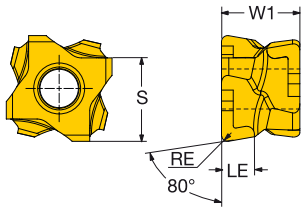

		SSC	LE	S	RE	W1	BS	ISO CODE	P 4315	P 4325	K 4315	K 4325
Nabewerken	L4	10	4.0	11.00	0.40	10.0		3-80-101104-8-L4	★	☆	★	☆
			4.0	11.00	0.79	10.0		3-80-101108-8-L4	★	☆	★	☆
			4.0	11.00	1.19	10.0		3-80-101112-8-L4	★	☆	★	☆
Middelmatig	M5	10	4.0	11.00	0.79	10.0		3-80-101108-8-M5	☆	★	☆	★
			4.0	11.00	1.19	10.0		3-80-101112-8-M5	☆	★	☆	★
	M5W	10	4.0	11.00	0.79	10.0	0.7	3-80-101108-8-M5W	☆	★		
			4.0	11.00	1.19	10.0	0.8	3-80-101112-8-M5W	☆	★		

SSC = Moet corresponderen met SSC op houder.

A18 A278 A294 H36 H15

CoroTurn® 300 snij-unit voor draaien

Kantelpentype

Coromant Capto® - Precisie koelmiddeltoevoer

KAPR 94.7°





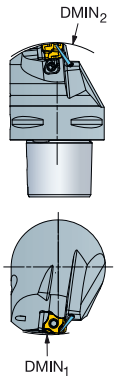

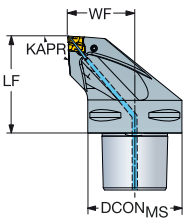

3-80

	SSC	CZC_{MS}	$DMIN_1$	$DMIN_2$	CNSC	Bestelnummer	Afmetingen, mm $DCON_{MS}$	LF	WF	BAR	NM	KG	MIID
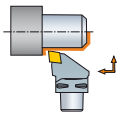	10	C4	100.0	150.0	3	C4-3-80-LR/L27055-10C	40.0	55.0	27.0	150	4.5	0.59	3-80-101108
		C5	100.0	170.0	3	C5-3-80-LR/L35060-10C	50.0	60.0	35.0	150	4.5	0.88	3-80-101108
		C6	100.0	200.0	3	C6-3-80-LR/L45065-10C	63.0	65.0	45.0	150	4.5	1.40	3-80-101108

KAPR 95.0°





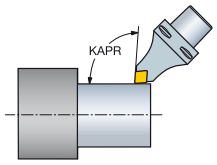

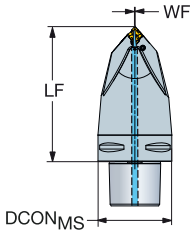

3-80

Gereedschap voor Multi-task bewerkingen

	SSC	CZC_{MS}	$DMIN_2$	CNSC	Bestelnummer	Afmetingen, mm $DCON_{MS}$	LF	WF	BAR	NM	KG	MIID
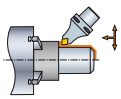	10	C6	250.0	3	C6-3-80-MN00115-10C	63.0	115.0	0.4	150	4.5	2.19	3-80-101108

DMIN1 en DMIN2 geldig in combinatie met opspanunit R/LC2090.

N = Neutraal, R = Rechts, L = Links

SSC = Moet overeenkomen met SSC op wisselplaat.

		Reserve onderdelen							
SSC	CZC_{MS}	Klem	Spanschroef	Onderlegplaat	Onderlegplaat schroef	Spuitmond	Afsluitplug	Koelmiddelschroef	Afsluitplug
10	C4-C5	5412 150-01	5516 010-02	5322 600-01	416.1-832	5691 026-05	3214 013-03	5512 104-01	
10	C6	5412 150-01	5516 010-02	5322 600-01	416.1-832	5691 026-05	3214 013-03	5512 104-01	3214 013-01

Ga voor de complete lijst van reserveonderdelen naar www.sandvik.coromant.com


A17


F2


E1


G1



H36



H35



H15



H5

SANDVIK Coromant

CoroTurn® 300 QS schachtgereedschap voor draaien

Kantelpentype

Precisie koelmiddeltoevoer

KAPR 94.7°





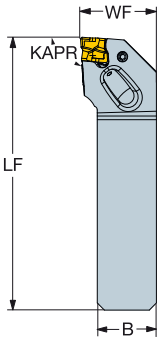

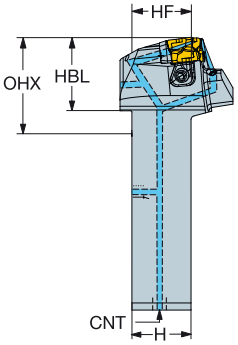

3-80

	SSC	CZC_{MS}	OHX	CNSC	Bestelnummer	Afmetingen, mm B	H	HBL	LF	WF	HF	CNT	BAR	NM	KG	MIID
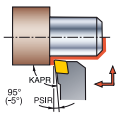	10	20 x 20	54.0	3	**QS-3-80LR/L202034-10C**	20.0	20.0	34.0	103.0	25.0	20.0	G 1/8-28	150	4.5	0.47	3-80-101108
		25 x 25	56.0	3	**QS-3-80LR/L252531-10C**	25.0	25.0	31.0	115.0	32.0	25.0	G 1/8-28	150	4.5	0.68	3-80-101108

SSC = Moet overeenkomen met SSC op wisselplaat.

R = Rechts, L = Links

Reserve onderdelen

Klem	Spanschroef	Onderlegplaat	Onderlegplaat schroef	Spuitmond	Afsluitplug	Koelmiddelschroef	Afsluitplug	Afsluitplug
5412 150-01	5516 010-02	5322 600-01	416.1-832	5691 026-05	3214 013-03	5512 104-01	3214 013-01	3214 012-01

Ga voor de complete lijst van reserveonderdelen naar www.sandvik.coromant.com

A17 F2 E1 G1 H36 H35 H15 H5

CoroTurn ® TR

Voor stabiel uitwendig en inwendig profieldraaien

Toepassing

- Profileren
- Gemiddeld tot nabewerken

ISO toepassingsgebied:

P M K S H



Voordelen en kenmerken

- Stabiele wisselplaatklemming (iLock) zorgt voor goede herhaalbaarheid en nauwkeurigheid, terwijl hoge snijgegevens mogelijk zijn
- Precisiekoelmiddel verbetert spaanbeheersing en standtijd
- Gemakkelijke koelmiddelaansluiting en gereedschapswissel met plug-and-play adapters of QS-aanslagen (QS-schachten)

www.sandvik.coromant.com/coroturntr

iLock™ koppeling

Door de T-rail op de houder en de corresponderende groef op de wisselplaat wordt de wisselplaat exact op de juiste positie vastgezet en geborgd.



- Hoge stabiliteit en toleranties
- Nauwkeurige repeteerbaarheid

Wisselplaten

 TR-DC..	 TR-VB..
A21	A22

Klemhouders

Uitwendige bewerking				Inwendige bewerking	
Coromant Capto® klemhouder-units	Schacht-gereedschappen	QS™-schachtgereedschap	CoroTurn® SL snijkoppen	CoroTurn® SL snijkoppen	CoroTurn® SL-snijkoppen voor trekkend kotteren
					
A23-A27	A28-A29	A30-A31	A32-A33	A34-A37	A38

H35

CoroTurn® TR wisselplaat voor draaien

D-stijl wisselplaat (rhombisch 55°)



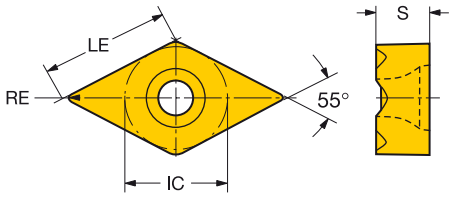

			LE	S	RE	ISO CODE	P 1525	P 4315	P 4325	M 1115	M 1125	M 2025	M 2220	K 4325	K H13A	S 1105	S 1115	S 1125	S H13A
Nabewerken	F	13	12.6	5.53	0.40	TR-DC1304-F	☆	★	☆	☆	☆	★	☆	☆	★	★	☆	☆	☆
			12.2	5.53	0.79	TR-DC1308-F	☆	★	☆	☆	☆	★	☆	☆	★	★	☆	☆	☆
	M	13	12.2	5.53	0.79	TR-DC1308-M		☆	★	☆	☆	★	☆	★			☆	★	
			11.8	5.53	1.19	TR-DC1312-M		☆	★	☆	☆	★		★			☆	★	

Moderne snijmaterialen



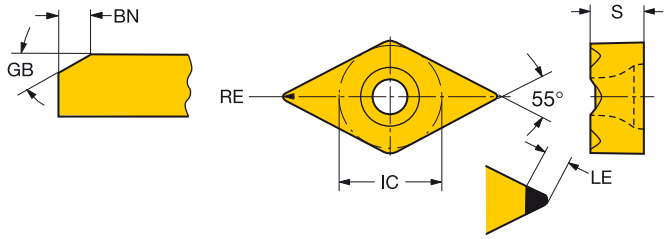

		LE	S	RE	GB	BN	ISO CODE	H 7015	H 7025	H 7105	H 7115	H 7125
Nabewerken	13	3.1	5.53	0.4	20°	0.10	TR-DC1304S01020F	☆	★	☆	☆	
		3.1	5.53	0.8	20°	0.10	TR-DC1308S01020F	☆	☆	☆	☆	★

A23 A34 A278 A294 H36 H16 H3

CoroTurn® TR wisselplaat voor draaien

V-type wisselplaat (rhombisch 35°)



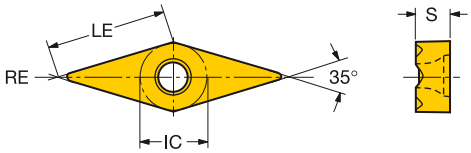

			LE	S	RE	ISO CODE	P			M				K		S			
							1525	4315	4325	1115	1125	2025	2220	4325	H13A	1105	1115	1125	H13A
Nabewerken	F	13	12.8	4.53	0.20	TR-VB1302-F					★				★			★	☆
			12.6	4.53	0.40	TR-VB1304-F	☆	★	☆	☆	☆	★	☆	☆	★	★	☆	☆	☆
			12.2	4.53	0.79	TR-VB1308-F	☆	★	☆	☆	☆	★	☆	☆	★	★	☆	☆	☆
			11.8	4.53	1.19	TR-VB1312-F		★	☆	★	☆			☆	★		★	☆	☆

Moderne snijmaterialen



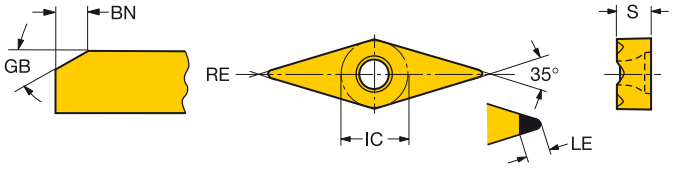

		LE	S	RE	GB	BN	ISO CODE	H				
								7015	7025	7105	7115	7125
Nabewerken	13	3.1	4.53	0.4	20°	0.10	TR-VB1304S01020F	☆	☆	☆	☆	★
		2.5	4.53	0.8	20°	0.10	TR-VB1308S01020F	☆	☆	☆	☆	

A23 A34 A278 A294 H36 H16 H3

SANDVIK Coromant

CoroTurn® TR snij-unit voor draaien

Schroefbevestiging

Coromant Capto® - inwendige koelmiddeltoevoer





KAPR

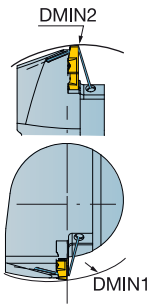

Cx-TR-D13NCN..C
62.5°

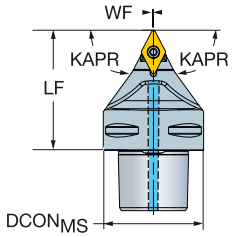

Cx-TR-D13JCR/L..C
93.0°

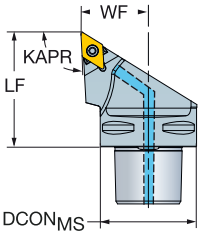

TR-DC

		CZC$_{MS}$	DMIN$_1$	DMIN$_2$	RMPX	CNSC	Bestelnummer	Afmetingen, mm DCON$_{MS}$	LF	WF	BAR	NM	KG	MIID
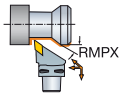	13	C4	251.0	150.0	27°	3	**C4-TR-D13JCR/L-27050C**	40.0	50.0	27.0	150	3.0	0.37	TR-DC1308
		C5	249.0	175.0	27°	3	**C5-TR-D13JCR/L-35060C**	50.0	60.0	35.0	150	3.0	0.69	TR-DC1308
		C6	253.0	240.0	27°	3	**C6-TR-D13JCR/L-45065C**	63.0	65.0	45.0	150	3.0	1.19	TR-DC1308
		C8	253.0	250.0	27°	3	**C8-TR-D13JCR/L-55080C**	80.0	80.0	55.0	150	3.0	2.54	TR-DC1308
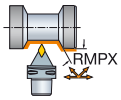	13	C4		140.0	57°	3	**C4-TR-D13NCN-00050C**	40.0	50.0	0.5	150	3.0	0.32	TR-DC1308
		C5		165.0	57°	3	**C5-TR-D13NCN-00060C**	50.0	60.0	0.5	150	3.0	0.62	TR-DC1308
		C6		190.0	57°	3	**C6-TR-D13NCN-00065C**	63.0	65.0	0.5	150	3.0	1.06	TR-DC1308

N = Neutraal, R = Rechts, L = Links

Reserve onderdelen			
Wisselplaat-schroef	Bottom plug M4	Koelvloeistof spuitmond	Bits insert screw
5513 020-01	3213 010-256	5691 026-03	5680 084-15

Ga voor de complete lijst van reserveonderdelen naar www.sandvik.coromant.com

A21 F2 E1 G1 H36 H35 H16 H5

CoroTurn® TR snij-unit voor draaien

Schroefbevestiging

Coromant Capto® - inwendige koelmiddeltoevoer





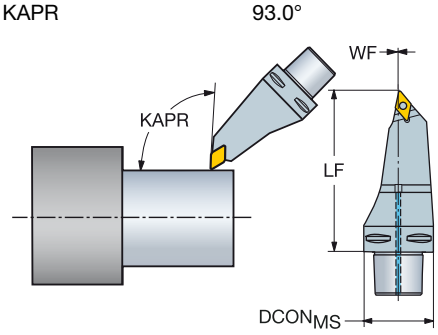

TR-DC

		CZC_{MS}	RMPX	CNSC	Bestelnummer	$DCON_{MS}$	LF	WF	BAR	NM	KG	MIID
						Afmetingen, mm						
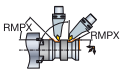	13	C6	30°	3	**TR-C6-D13MCL-00130**	63.0	130.0	0.0	10	3.0	1.83	TR-DC1308

L = links

Reserve onderdelen	
Schroef	Spuitmond
5513 020-01	5691 034-03

Ga voor de complete lijst van reserveonderdelen naar www.sandvik.coromant.com

CoroTurn® TR snij-unit voor draaien

Schroefbevestiging

Coromant Capto® - inwendige koelmiddeltoevoer





KAPR

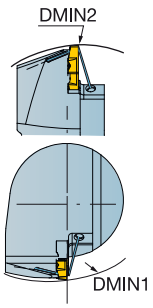

Cx-TR-V13VBN..C
72.5°

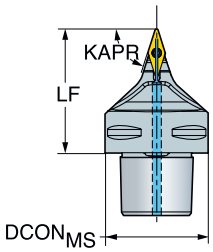

Cx-TR-V13JBR/L..C
93.0°

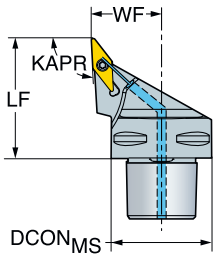

TR-DC

								Afmetingen, mm						
		CZC$_{MS}$	DMIN$_1$	DMIN$_2$	RMPX	CNSC	Bestelnummer	DCON$_{MS}$	LF	WF	BAR	NM	KG	MIID
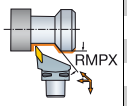	13	C4	253.0	140.0	50°	3	C4-TR-V13JBR/L-27050C	40.0	50.0	27.0	150	2.0	0.34	TR-VB1308
		C5	228.0	165.0	50°	3	C5-TR-V13JBR/L-35060C	50.0	60.0	35.0	150	2.0	0.68	TR-VB1308
		C6	232.0	190.0	50°	3	C6-TR-V13JBR/L-45065C	63.0	65.0	45.0	150	2.0	1.14	TR-VB1308
		C8	233.0	250.0	50°	3	C8-TR-V13JBR/L-55080C	80.0	80.0	55.0	150	2.0	2.44	TR-VB1308
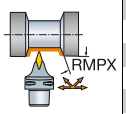	13	C4		140.0	70°	3	C4-TR-V13VBN-00050C	40.0	50.0	0.5	150	2.0	0.29	TR-VB1308
		C5		165.0	70°	3	C5-TR-V13VBN-00060C	50.0	60.0	0.5	150	2.0	0.58	TR-VB1308
		C6		190.0	70°	3	C6-TR-V13VBN-00065C	63.0	65.0	0.5	150	2.0	1.00	TR-VB1308

N = Neutraal, R = Rechts, L = Links

Reserve onderdelen			
Wisselplaat-schroef	Bottom plug M4	Koelvloeistof spuitmond	Bits insert screw
5513 020-64	3213 010-256	5691 026-03	5680 084-21

Ga voor de complete lijst van reserveonderdelen naar www.sandvik.coromant.com

A21 F2 E1 G1 H36 H35 H16 H5

CoroTurn® TR snij-unit voor draaien

Schroefbevestiging

Coromant Capto® - inwendige koelmiddeltoevoer





TR-VB

KAPR

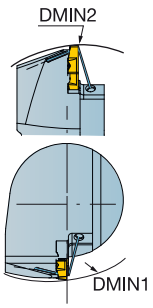

Cx-TR-V13UBR/L..C
93.0°

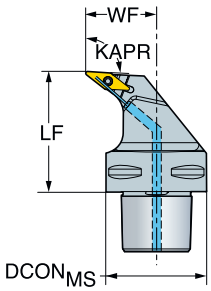

Cx-TR-V13HBR/L..C
107.5°

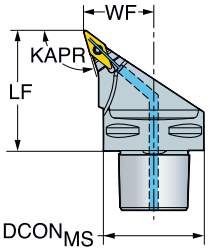

		CZC$_{MS}$	DMIN$_1$	DMIN$_2$	RMPX	CNSC	Bestelnummer	Afmetingen, mm DCON$_{MS}$	LF	WF	BAR	NM	KG	MIID
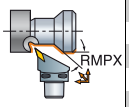	13	C4	95.0	140.0	35°	3	C4-TR-V13HBR/L-27050C	40.0	50.0	27.0	150	2.0	0.35	TR-VB1308
		C5	99.0	165.0	35°	3	C5-TR-V13HBR/L-35060C	50.0	60.0	35.0	150	2.0	0.64	TR-VB1308
		C6	150.0	190.0	35°	3	C6-TR-V13HBR/L-45065C	63.0	65.0	45.0	150	2.0	1.15	TR-VB1308
		C8	133.0	250.0	35°	3	C8-TR-V13HBR/L-55080C	80.0	80.0	55.0	150	2.0	2.46	TR-VB1308
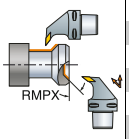	13	C4	54.0	140.0	50°	3	C4-TR-V13UBR/L-27050C	40.0	50.0	27.0	150	2.0	0.38	TR-VB1308
		C5	67.0	165.0	50°	3	C5-TR-V13UBR/L-35060C	50.0	60.0	35.0	150	2.0	0.71	TR-VB1308
		C6	118.0	190.0	50°	3	C6-TR-V13UBR/L-45065C	63.0	65.0	45.0	150	2.0	1.24	TR-VB1308
		C8	100.0	250.0	50°	3	C8-TR-V13UBR/L-55080C	80.0	80.0	55.0	150	2.0	2.61	TR-VB1308

R = Rechts, L = Links

Reserve onderdelen			
Wisselplaat-schroef	Bottom plug M4	Koelvloeistof spuitmond	Bits insert screw
5513 020-64	3213 010-256	5691 026-03	5680 084-21

Ga voor de complete lijst van reserveonderdelen naar www.sandvik.coromant.com

A21 F2 E1 G1 H36 H35 H16 H5

SANDVIK Coromant

CoroTurn® TR snij-unit voor draaien

Schroefbevestiging

Coromant Capto® - inwendige koelmiddeltoevoer





TR-VB

KAPR 95.0°

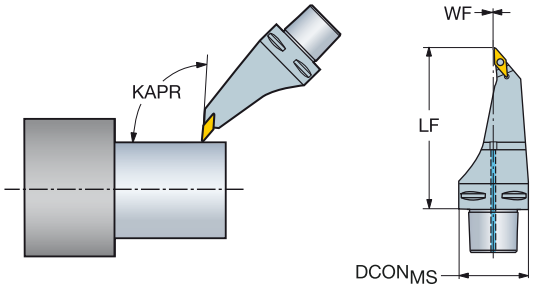

		CZC$_{MS}$	RMPX	CNSC	Bestelnummer	Afmetingen, mm DCON$_{MS}$	LF	WF	BAR	NM	KG	MIID
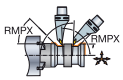	13	C5	48°	3	**TR-C5-V13MBL-00115**	50.0	115.0	0.0	10	2.0	1.00	TR-VB1308
		C6	48°	3	**TR-C6-V13MBL-00130**	63.0	130.0	0.0	10	2.0	1.71	TR-VB1308

L = links

Reserve onderdelen	
Schroef	Spuitmond
5513 020-64	5691 034-03

Ga voor de complete lijst van reserveonderdelen naar www.sandvik.coromant.com

A21 F2 E1 G1 H36 H35 H16 H5

CoroTurn® TR schachtgereedschap voor draaien

Schroefbevestiging





TR-DC

KAPR

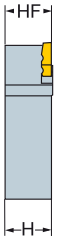

TR-D13NCN
62.5°

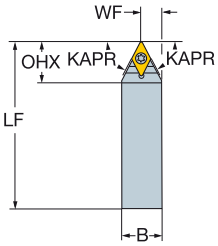

TR-D13JCR/L
93.0°

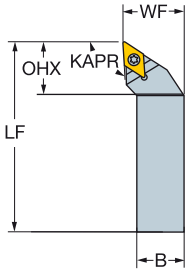

						Afmetingen, mm							
		CZC_{MS}	RMPX	OHX	Bestelnummer	B	H	LF	WF	HF	NM	KG	MIID
	13	16 x 16	27°	28.5	TR-D13JCR/L 1616K-S	16.0	16.0	125.0	16.0	16.0	3.0	0.27	TR-DC1308
		20 x 20	27°	28.5	TR-D13JCR/L 2020K	20.0	20.0	125.0	25.0	20.0	3.0	0.40	TR-DC1308
		25 x 25	27°	28.5	TR-D13JCR/L 2525M	25.0	25.0	150.0	32.0	25.0	3.0	0.73	TR-DC1308
		32 x 25	27°	28.5	TR-D13JCR/L 3225P	25.0	32.0	170.0	32.0	32.0	3.0	1.05	TR-DC1308
	13	16 x 16	57°	26.0	TR-D13NCN1616K-S	16.0	16.0	125.0	8.3	16.0	3.0	0.30	TR-DC1308
		20 x 20	57°	26.0	TR-D13NCN 2020K	20.0	20.0	125.0	10.5	20.0	3.0	0.40	TR-DC1308
		25 x 25	57°	26.0	TR-D13NCN 2525M	25.0	25.0	150.0	13.0	25.0	3.0	0.70	TR-DC1308
		32 x 25	57°	26.0	TR-D13NCN 3225P	25.0	32.0	170.0	13.0	32.0	3.0	1.03	TR-DC1308

N = Neutraal, R = Rechts, L = Links

Reserve onderdelen
Schroef
5513 020-01

Ga voor de complete lijst van reserveonderdelen naar www.sandvik.coromant.com

A21 F2 E1 H36 H35 H16

CoroTurn® TR schachtgereedschap voor draaien

Schroefbevestiging



KAPR



TR-V13VBN
72.5°

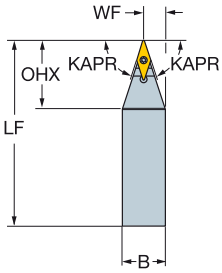

TR-V13JBR/L
93.0°

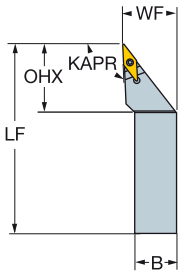

TR-VB

		CZC_{MS}	RMPX	OHX	Bestelnummer	Afmetingen, mm B	H	LF	WF	HF	NM	KG	MIID
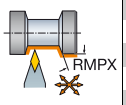	13	16 x 16	70°	32.0	**TR-V13VBN 1616K-S**	16.0	16.0	125.0	8.3	16.0	2.0	0.26	TR-VB1308
		20 x 20	70°	31.8	**TR-V13VBN 2020K**	20.0	20.0	125.0	10.5	20.0	2.0	0.40	TR-VB1308
		25 x 25	70°	39.7	**TR-V13VBN 2525M**	25.0	25.0	150.0	13.0	25.0	2.0	0.67	TR-VB1308
		32 x 25	70°	39.7	**TR-V13VBN 3225P**	25.0	32.0	170.0	13.0	32.0	2.0	1.00	TR-VB1308
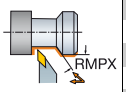	13	16 x 16	50°	32.0	**TR-V13JBR/L 1616K-S**	16.0	16.0	125.0	16.0	16.0	2.0	0.27	TR-VB1308
		20 x 20	50°	32.0	**TR-V13JBR/L 2020K**	20.0	20.0	125.0	25.0	20.0	2.0	0.40	TR-VB1308
		25 x 25	50°	40.9	**TR-V13JBR/L 2525M**	25.0	25.0	150.0	32.0	25.0	2.0	0.69	TR-VB1308
		32 x 25	50°	40.9	**TR-V13JBR/L 3225P**	25.0	32.0	170.0	32.0	32.0	2.0	1.01	TR-VB1308

N = Neutraal, R = Rechts, L = Links

Reserve onderdelen
Schroef
5513 020-64

Ga voor de complete lijst van reserveonderdelen naar www.sandvik.coromant.com

A21 F2 E1 H36 H35 H16

CoroTurn® TR QS schachtgereedschap voor draaien

Schroefbevestiging

Precisie koelmiddeltoevoer





TR-DC

KAPR

QS-TR-D..JCR/L..HP
93.0°

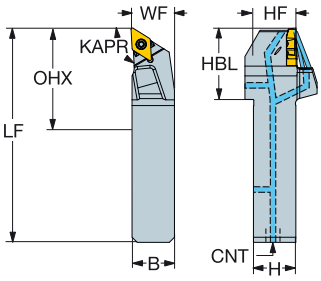

QS-TR-D..JCN..HP
62.5°

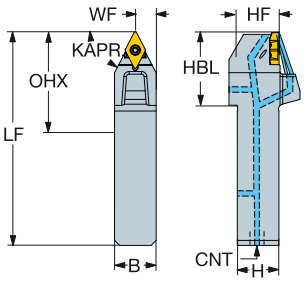

		CZC$_{MS}$	RMPX	OHX	CNSC	Bestelnummer	Afmetingen, mm B	H	HBL	LF	WF	HF	CNT	BAR	NM	KG	MIID
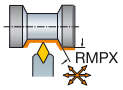	13	20 x 20	60°	64.0	3	**QS-TR-D13NCN 2020HP**	20.0	20.0	44.0	113.0	10.5	20.0	G 1/8-28	150	3.0	0.36	TR-DC1308
		25 x 25	60°	69.0	3	**QS-TR-D13NCN 2525HP**	25.0	25.0	44.0	128.0	13.0	25.0	G 1/8-28	150	3.0	0.60	TR-DC1308
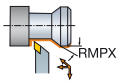	13	20 x 20	30°	62.0	3	**QS-TR-D13JCR/L 2020HP**	20.0	20.0	42.0	111.0	20.5	20.0	G 1/8-28	150	3.0	0.36	TR-DC1308
		25 x 25	30°	67.0	3	**QS-TR-D13JCR/L 2525HP**	25.0	25.0	42.0	126.0	25.5	25.0	G 1/8-28	150	3.0	0.60	TR-DC1308

N = Neutraal, R = Rechts, L = Links

Reserve onderdelen					
Wisselplaat-schroef	Spuitmond	Koelmiddel-schroef	Dichtingsring	Borgschroef	Borgschroef
5513 020-01	5691 026-13	5512 104-01	5541 066-01	3214 013-01	3214 012-01

Ga voor de complete lijst van reserveonderdelen naar www.sandvik.coromant.com

CoroTurn® TR QS schachtgereedschap voor draaien

Schroefbevestiging

Precisie koelmiddeltoevoer





TR-VB

KAPR

QS-TR-V..R/L..HP
93.0°

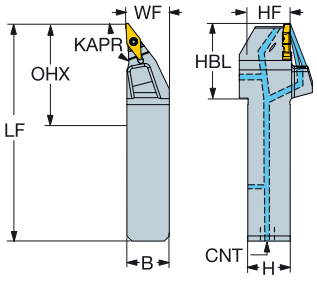

QS-TR-V..N..HP
72.5°

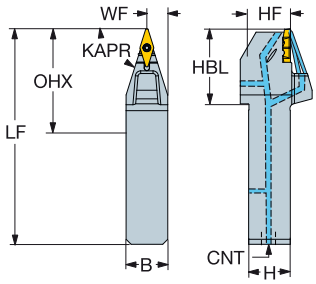

							Afmetingen, mm										
		CZC_{MS}	RMPX	OHX	CNSC	Bestelnummer	B	H	HBL	LF	WF	HF	CNT	BAR	NM	KG	MIID
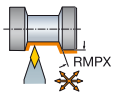	13	20 x 20	70°	65.0	3	**QS-TR-V13VBN 2020HP**	20.0	20.0	45.0	114.0	10.5	20.0	G 1/8-28	150	2.0	0.34	TR-VB1308
		25 x 25	70°	70.0	3	**QS-TR-V13VBN 2525HP**	25.0	25.0	45.0	129.0	13.0	25.0	G 1/8-28	150	2.0	0.57	TR-VB1308
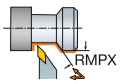	13	20 x 20	50°	64.0	3	**QS-TR-V13JBR/L 2020HP**	20.0	20.0	44.0	113.0	20.5	20.0	G 1/8-28	150	2.0	0.34	TR-VB1308
		25 x 25	50°	69.0	3	**QS-TR-V13JBR/L 2525HP**	25.0	25.0	44.0	128.0	25.5	25.0	G 1/8-28	150	2.0	0.57	TR-VB1308

N = Neutraal, R = Rechts, L = Links

Reserve onderdelen					
Wisselplaat-schroef	Spuitmond	Koelmiddel-schroef	Dichtingsring	Borgschroef	Borgschroef
5513 020-64	5691 026-13	5512 104-01	5541 066-01	3214 013-01	3214 012-01

Ga voor de complete lijst van reserveonderdelen naar www.sandvik.coromant.com

CoroTurn® TR kop voor draaien

Schroefbevestiging

CoroTurn® HP - Precisie koelmiddeltoevoer

KAPR 93.0°





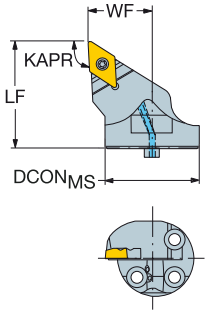

TR-DC

		CZCMS	RMPX	CNSC	Bestelnummer	Afmetingen, mm DCONMS	LF	WF	BAR	NM	KG	MIID
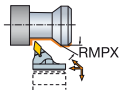	13	32	27°	1	**TR-SL-D13JCR/L-32HP-X**	32.0	40.0	22.0	80	3.0	0.14	TR-DC1308
		40	27°	1	**TR-SL-D13JCR/L-40HP-X**	40.0	45.0	27.0	80	3.0	0.23	TR-DC1308

R = Rechts, L = Links

Reserve onderdelen		
Wisselplaat-schroef	Spuitmond	Pasbus
5513 020-01	5691 026-03	5638 031-01

Ga voor de complete lijst van reserveonderdelen naar www.sandvik.coromant.com

A21 F2 H36 H35 H16 H5 H2

SANDVIK Coromant

CoroTurn® TR kop voor draaien

Schroefbevestiging

CoroTurn® HP - Precisie koelmiddeltoevoer

KAPR 93.0°





TR-VB

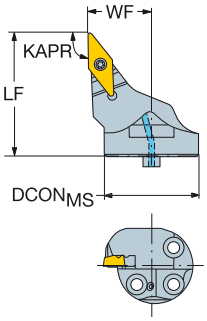

						Afmetingen, mm						
		CZC_{MS}	RMPX	CNSC	**Bestelnummer**	$DCON_{MS}$	LF	WF	BAR	NM	KG	MIID
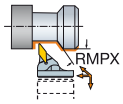	13	32	44°	1	**TR-SL-V13JBR/L-32HP-X**	32.0	42.0	22.0	80	2.0	0.13	TR-VB1308
		40	44°	1	**TR-SL-V13JBR/L-40HP-X**	40.0	42.0	27.0	80	2.0	0.18	TR-VB1308

R = Rechts, L = Links

Reserve onderdelen		
Wisselplaat-schroef	Spuitmond	Pasbus
5513 020-64	5691 026-03	5638 031-01

Ga voor de complete lijst van reserveonderdelen naar www.sandvik.coromant.com

A21 F2 H36 H35 H16 H5 H2

CoroTurn® TR kop voor draaien

Schroefbevestiging

CoroTurn® HP - Precisie koelmiddeltoevoer





TR-DC

KAPR

TR-SL-D13UCR/L..HP
93.0°

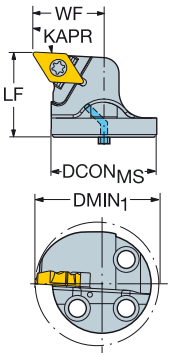

TR-SL-D13XCR/L..HP
62.5°

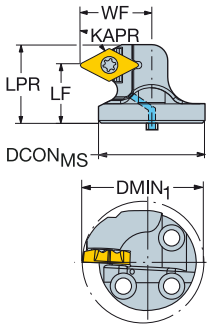

		Afmetingen, mm											
		CZC_{MS}	$DMIN_1$	RMPX	CNSC	Bestelnummer	$DCON_{MS}$	LPR	LF	WF	BAR	NM	KG	MIID
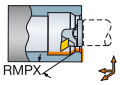	13	32	40.0	27°	1	TR-SL-D13UCR/L-32HP	32.0		38.0	22.0	80	3.0	0.16	TR-DC1308
		40	50.0	27°	1	TR-SL-D13UCR/L-40HP	40.0		38.0	27.0	80	3.0	0.23	TR-DC1308
		40	54.0	27°	1	TR-SL-D13UCR/L-40HP32	40.0		38.0	32.0	80	3.0	0.24	TR-DC1308
		40	59.0	27°	1	TR-SL-D13UCR/L-40HP37	40.0		38.0	37.0	80	3.0	0.24	TR-DC1308
		40	63.0	27°	1	TR-SL-D13UCR/L-40HP43	40.0		38.0	43.0	80	3.0	0.27	TR-DC1308
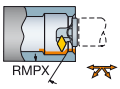	13	32	45.0	60°	1	TR-SL-D13XCR-32HP	32.0	34.0	27.0	27.0	80	3.0	0.16	TR-DC1308
		40	54.0	60°	1	TR-SL-D13XCR/L-40HP32	40.0	25.7	22.0	32.0	80	3.0	0.20	TR-DC1308
		40	59.0	60°	1	TR-SL-D13XCR/L-40HP37	40.0	25.7	22.0	37.0	80	3.0	0.22	TR-DC1308
		40	63.0	60°	1	TR-SL-D13XCR/L-40HP43	40.0	25.7	22.0	43.0	80	3.0	0.23	TR-DC1308
		40	50.0	60°	1	TR-SL-D13XCR-40HP	40.0	29.5	22.0	29.0	80	3.0	0.19	TR-DC1308

R = Rechts, L = Links

Reserve onderdelen		
Wisselplaat-schroef	Spuitmond	Pasbus
5513 020-01	5691 026-03	5638 031-01

Ga voor de complete lijst van reserveonderdelen naar www.sandvik.coromant.com

CoroTurn® TR kop voor draaien

Schroefbevestiging

CoroTurn® SL inwendige koelmiddeltoevoer

KAPR

TR-SL-D13UCR/L
93.0°

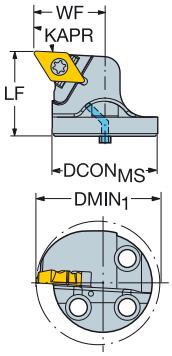

TR-SL-D13XCR/L
62.5°

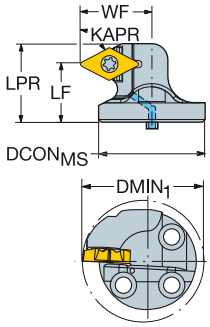





TR-DC

		CZC$_{MS}$	DMIN$_1$	RMPX	CNSC	Bestelnummer	Afmetingen, mm DCON$_{MS}$	LPR	LF	WF	BAR	NM	KG	MIID
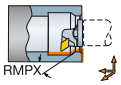	13	25	35.0	27°	1	**TR-SL-D13UCR/L-25**	25.0		27.0	20.0	10	3.0	0.08	TR-DC1308
		32	40.0	27°	1	**TR-SL-D13UCR/L-32**	32.0		32.0	22.0	10	3.0	0.14	TR-DC1308
		40	50.0	27°	1	**TR-SL-D13UCR/L-40**	40.0		32.0	27.0	10	3.0	0.19	TR-DC1308
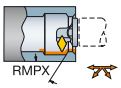	13	25	35.0	60°	1	**TR-SL-D13XCR/L-25**	25.0	23.3	20.0	20.0	10	3.0	0.07	TR-DC1308
		32	40.0	60°	1	**TR-SL-D13XCL-32**	32.0	29.2	22.0	22.0	10	3.0	0.13	TR-DC1308
		40	50.0	60°	1	**TR-SL-D13XCR/L-40**	40.0	29.2	22.0	27.0	10	3.0	0.17	TR-DC1308

R = Rechts, L = Links

	Reserve onderdelen		
	CZC$_{MS}$	Wisselplaat-schroef	Pasbus
13	25	5513 020-01	5552 058-02
13	32-40	5513 020-01	5638 031-01

Ga voor de complete lijst van reserveonderdelen naar www.sandvik.coromant.com

A21 F2 H36 H35 H16 H5 H2

CoroTurn® TR kop voor draaien

Schroefbevestiging

CoroTurn® HP - Precisie koelmiddeltoevoer

KAPR 95.0°





TR-VB

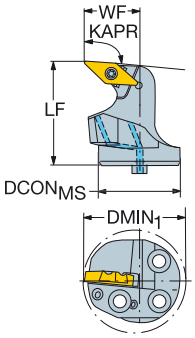

							Afmetingen, mm						
		CZC_{MS}	$DMIN_1$	RMPX	CNSC	**Bestelnummer**	$DCON_{MS}$	LF	WF	BAR	NM	KG	MIID
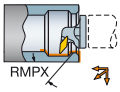 RMPX	13	32	40.0	45°	1	**TR-SL-V13LBR/L-32HP**	32.0	40.0	22.0	80	2.0	0.17	TR-VB1308
		40	50.0	45°	1	**TR-SL-V13LBR/L-40HP**	40.0	38.0	27.0	80	2.0	0.22	TR-VB1308

R = Rechts, L = Links

Reserve onderdelen		
Wisselplaat-schroef	Spuitmond	Pasbus
5513 020-64	5691 026-03	5638 031-01

Ga voor de complete lijst van reserveonderdelen naar www.sandvik.coromant.com

A21 F2 H36 H35 H16 H5 H2

SANDVIK Coromant

CoroTurn® TR kop voor draaien

Schroefbevestiging

CoroTurn® SL inwendige koelmiddeltoevoer



TR-VB

KAPR

TR-SL-V13LBR/L
95.0°

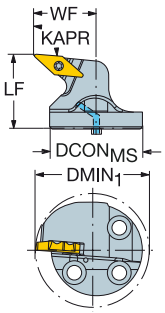

TR-SL-V13PBR/L
117.5°

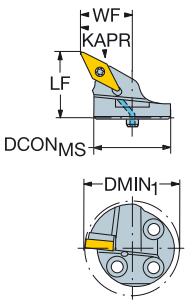

		CZC$_{MS}$	DMIN$_1$	RMPX	CNSC	Bestelnummer	Afmetingen, mm DCON$_{MS}$	LF	WF	BAR	NM	KG	MIID
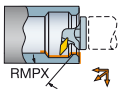	13	25	35.0	45°	1	**TR-SL-V13LBR/L-25**	25.0	27.0	20.0	10	2.0	0.08	TR-VB1308
		32	40.0	45°	1	**TR-SL-V13LBR/L-32**	32.0	32.0	22.0	10	2.0	0.13	TR-VB1308
		40	50.0	45°	1	**TR-SL-V13LBR/L-40**	40.0	32.0	27.0	10	2.0	0.18	TR-VB1308
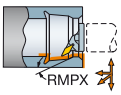	13	25	33.0	25°	1	**TR-SL-V13PBR/L-25**	25.0	28.0	17.0	10	2.0	0.07	TR-VB1308
		32	40.0	25°	1	**TR-SL-V13PBR/L-32**	32.0	32.0	22.0	10	2.0	0.12	TR-VB1308
		40	50.0	25°	1	**TR-SL-V13PBR/L-40**	40.0	32.0	27.0	10	2.0	0.15	TR-VB1308

R = Rechts, L = Links

		Reserve onderdelen	
	CZC$_{MS}$	Wisselplaat-schroef	Pasbus
13	25	5513 020-64	5552 058-02
13	32-40	5513 020-64	5638 031-01

Ga voor de complete lijst van reserveonderdelen naar www.sandvik.coromant.com

A21 F2 H36 H35 H16 H5 H2

CoroTurn® TR kop voor trekkend draaien

Schroefbevestiging

CoroTurn® SL inwendige koelmiddeltoevoer

KAPR 93.0°





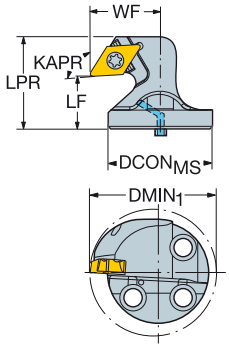

TR-DC

	CZCMS	DMIN1	RMPX	CNSC	Bestelnummer	Afmetingen, mm DCONMS	LPR	LF	WF	BAR	NM	KG	MIID
13	25	36.0	27°	1	**TR-SL-D13UCR/L-25X**	25.0	32.1	17.0	21.0	10	3.0	0.09	TR-DC1308
	32	40.0	27°	1	**TR-SL-D13UCR/L-32X**	32.0	35.1	20.0	22.0	10	3.0	0.14	TR-DC1308
	40	50.0	27°	1	**TR-SL-D13UCR/L-40X**	40.0	35.1	20.0	27.0	10	3.0	0.20	TR-DC1308

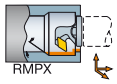

R = Rechts, L = Links

	Reserve onderdelen	
CZCMS	Wisselplaat-schroef	Pasbus
13 25	5513 020-01	5552 058-02
13 32-40	5513 020-01	5638 031-01

Ga voor de complete lijst van reserveonderdelen naar www.sandvik.coromant.com

A21 F2 H36 H35 H16 H5 H2

CoroTurn® 107

Voor inwendig en uitwendig draaien van slanke componenten

Toepassing

- Langsdraaien
- Profieldraaien
- Trekkend kotteren
- Gemiddeld tot nabewerken

ISO toepassingsgebied:

P M K N S H



Voordelen en kenmerken

- Lage snijkrachten
- Schroefbevestiging waarborgt stabiliteit en een ongehinderde spaanafvoer
- Wisselplaatgeometrieën en hardmetaalsoorten voor alle materialen
- Wipergeometrieën leverbaar voor hoge voedingen en een uitstekende oppervlakteafwerking
- Houders en wisselplaatgeometrieën in conventionele en CoroTurn HP-uitvoering

www.sandvik.coromant.com/coroturn107

Positieve wisselplaatvorm

- 5°, 7° vrijloophoek
- Alle types wisselplaatvormen en -groottes
- Geometrieën en hardmetaalsoorten voor alle toepassingsgebieden
- Wisselplaatsoorten ook in geavanceerde snijmaterialen PCD, CBN en keramiek

Klemhouders

- Coromant Capto® klemhouder-units
- Schachtgereedschappen
- QS-schachtgereedschappen
- Kotterbaren
- CoroTurn® SL-koppen

Gereedschappen met EasyFix™ en Silent Tools™ beschikbaar.

Uitvoering voor precisiekoelmiddel

Opnames zijn beschikbaar met precisie spuitmonden voor uitstekende spaanbeheersing.



Schroefklemming

Extra stabiliteit en ongehinderde spaanafvoer



A40 A58 A88 H35

CoroTurn® 107 draaiwisselplaat

Nabewerken



	CC..	DC..	SC..	TC..	VB..	VC..
Pagina	A41	A45	A49	A51	A55	A55

Middelmatig



	CC..	DC..	RC..	SC..	TC..	VB..	VC..
Pagina	A41	A45	A48	A49	A51	A55	A55

Voorbewerken



	CC..	DC..	SC..	TC..	VB..
Pagina	A41	A45	A49	A51	A55

Moderne snijmaterialen

Boronnitride (CBN):



	CC..	DC..	SC..	TC..	VB..
Pagina	A41	A47	A50	A54	A57

Polykristallijn diamant (PCD)



	CC..	DC..	TC..	VC..
Pagina	A44	A47	A54	A57

CoroTurn® 107 draaiwisselplaat

C-stijl wisselplaat (rhombisch 80°)



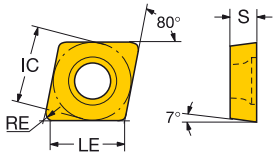

			LE	S	RE	BS	ISO CODE	P					M							K		N			S					
								1525	4305	4315	4325	4335	5015	1115	1125	2015	2025	2035	2220	3210	3225	4325	H13A	1125	H10	H13A	1105	1115	1125	H13A	S05F
Nabewerken	WF	06	6.2	2.38	0.20	0.4	CCMT 06 02 02-WF						★		★									★					★		
			6.0	2.38	0.40	0.6	CCMT 06 02 04-WF	☆		★	☆		☆	☆	☆	★				★	☆	☆		★				★	☆		
			5.6	2.38	0.79	0.7	CCMT 06 02 08-WF	☆		★	☆		☆	☆	☆	★				★	☆	☆		★				★	☆		
		09	9.5	3.97	0.20	0.4	CCMT 09 T3 02-WF						★		★									★					★		
			9.3	3.97	0.40	0.7	CCMT 09 T3 04-WF	☆		★	☆		☆	☆	☆	★				★	☆	☆		★				★	☆		
			8.9	3.97	0.79	0.7	CCMT 09 T3 08-WF	☆		★	☆		☆	☆	☆	★				★	☆	☆		★				★	☆		
	PF	06	6.2	2.38	0.20		CCMT 06 02 02-PF				☆		★									★									
			6.0	2.38	0.40		CCMT 06 02 04-PF			★	☆		☆									☆									
		09	9.5	3.97	0.20		CCMT 09 T3 02-PF				☆		★									★									
			9.3	3.97	0.40		CCMT 09 T3 04-PF			★	☆		☆									☆									
			8.9	3.97	0.79		CCMT 09 T3 08-PF			★	☆		☆									☆									
		12	12.5	4.76	0.40		CCMT 12 04 04-PF			★	☆		☆									☆									
	KF	06	6.2	2.38	0.20		CCMT 06 02 02-KF																★			★				★	
			6.0	2.38	0.40		CCMT 06 02 04-KF																★			★				★	
		09	9.5	3.97	0.20		CCMT 09 T3 02-KF																★			★				★	
			9.3	3.97	0.40		CCMT 09 T3 04-KF													★	☆		☆			★				★	
			8.9	3.97	0.79		CCMT 09 T3 08-KF													★	☆										
		12	12.5	4.76	0.40		CCMT 12 04 04-KF																★			★				★	
	MF	06	6.2	2.38	0.20		CCMT 06 02 02-MF						★	☆													★	☆	☆			
			6.0	2.38	0.40		CCMT 06 02 04-MF						☆	☆	☆	★											★	☆	☆			
		09	9.5	3.97	0.20		CCMT 09 T3 02-MF						★	☆													★	☆	☆			
			9.3	3.97	0.40		CCMT 09 T3 04-MF						☆	☆	☆	★	☆		☆								★	☆	☆			
			8.9	3.97	0.79		CCMT 09 T3 08-MF						☆	☆	☆	★	☆		☆								★	☆	☆		☆	
		12	12.5	4.76	0.40		CCMT 12 04 04-MF						☆	☆	☆	★	☆		☆									★	☆			
	UF	06	6.2	2.38	0.20		CCMT 06 02 02-UF						★		★									★					★		
			6.0	2.38	0.40		CCMT 06 02 04-UF			★	☆	☆	☆		★							☆		★					★		
			5.6	2.38	0.79		CCMT 06 02 08-UF						★																			
		09	9.5	3.97	0.20		CCMT 09 T3 02-UF								★									★					★		
			9.3	3.97	0.40		CCMT 09 T3 04-UF			★	☆		☆		★							☆		★					★		
Middelmatig	WM	06	5.6	2.38	0.79	0.6	CCMT 06 02 08-WM			☆	★	☆		★								★						★			
		09	9.3	3.97	0.40	0.6	CCMT 09 T3 04-WM	☆	☆	☆	★			☆		★				★	☆	☆						★			
			8.9	3.97	0.79	0.7	CCMT 09 T3 08-WM	☆	☆	☆	★	☆		☆		★				★	☆	☆						★			
		12	12.5	4.76	0.40	0.6	CCMT 12 04 04-WM			☆	★			☆		★				★	☆	☆						★			
			12.1	4.76	0.79	0.7	CCMT 12 04 08-WM		☆	☆	★			☆		★				★	☆	☆						★			
	PM	06	6.0	2.38	0.40		CCMT 06 02 04-PM	☆		☆	★	☆	☆									★									
			5.6	2.38	0.79		CCMT 06 02 08-PM	☆		☆	★	☆	☆									★									
		09	9.3	3.97	0.40		CCMT 09 T3 04-PM	☆	☆	☆	★	☆	☆									★									
			8.9	3.97	0.79		CCMT 09 T3 08-PM	☆	☆	☆	★	☆	☆									★									
		12	12.5	4.76	0.40		CCMT 12 04 04-PM			☆	★	☆	☆									★									
			12.1	4.76	0.79		CCMT 12 04 08-PM	☆		☆	★	☆	☆									★									
			11.7	4.76	1.19		CCMT 12 04 12-PM			☆	★											★									
	MM	06	6.0	2.38	0.40		CCMT 06 02 04-MM							☆	☆	★											★	☆	☆			
			5.6	2.38	0.79		CCMT 06 02 08-MM							☆	☆	★											★	☆	☆			
		09	9.3	3.97	0.40		CCMT 09 T3 04-MM							☆	☆	☆	★	☆	☆								★	☆	☆			
			8.9	3.97	0.79		CCMT 09 T3 08-MM							☆	☆	☆	★	☆	☆								★	☆	☆			
		12	12.5	4.76	0.40		CCMT 12 04 04-MM							☆	☆	☆	★	☆	☆								★	☆	☆			
			12.1	4.76	0.79		CCMT 12 04 08-MM							☆	☆	☆	★	☆	☆								★	☆	☆			
			11.7	4.76	1.19		CCMT 12 04 12-MM								☆	★													★			
	KM	06	6.0	2.38	0.40		CCMT 06 02 04-KM													★	☆		☆			★				★	
			5.6	2.38	0.79		CCMT 06 02 08-KM													★	☆		☆			★				★	
		09	9.3	3.97	0.40		CCMT 09 T3 04-KM													★	☆		☆			★				★	
			8.9	3.97	0.79		CCMT 09 T3 08-KM													★	☆		☆			★				★	
		12	12.5	4.76	0.40		CCMT 12 04 04-KM													★	☆		☆			★				★	
			12.1	4.76	0.79		CCMT 12 04 08-KM													★	☆		☆			★				★	
	UM	06	6.3	2.38	0.10		CCET 06 02 01-UM						★	☆										★			★	☆	☆			
			6.2	2.38	0.20		CCET 06 02 02-UM						★	☆										★			★	☆	☆			
			6.0	2.38	0.40		CCET 06 02 04-UM						★	☆										★			★	☆	☆			

A58 A88 A278 A294 H36 H6

CoroTurn® 107 draaiwisselplaat

C-stijl wisselplaat (rhombisch 80°)



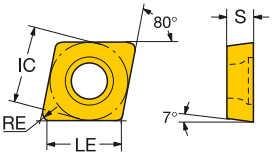

			LE	S	RE	BS	ISO CODE	P 1525	P 4305	P 4315	P 4325	P 4335	P 5015	M 1115	M 1125	M 2015	M 2025	M 2035	M 2220	M 3210	M 3225	K 4325	K H13A	N 1125	N H10	N H13A	S 1105	S 1115	S 1125	S H13A	S S05F
Medium	AL	06	6.2	2.38	0.20		CCGX 06 02 02-AL																		★		★				
			6.0	2.38	0.40		CCGX 06 02 04-AL																		★		★				
		09	9.3	3.97	0.40		CCGX 09 T3 04-AL																		★		★				
			8.9	3.97	0.79		CCGX 09 T3 08-AL																		★		★				
		12	12.5	4.76	0.40		CCGX 12 04 04-AL																		★						
			12.1	4.76	0.79		CCGX 12 04 08-AL																		★						
	UM	06	6.3	2.38	0.10		CCGT 06 02 01-UM							★	☆								★	★		★	★	☆	☆	☆	
			6.2	2.38	0.20		CCGT 06 02 02-UM							★	☆								★	★		★	★	☆	☆	☆	
			6.0	2.38	0.40		CCGT 06 02 04-UM						★	☆	☆			☆					★	★		★	★	☆	☆	☆	
		09	9.6	3.97	0.10		CCGT 09 T3 01-UM						★	★	☆								★	★		★	★	☆	☆	☆	
			9.5	3.97	0.20		CCGT 09 T3 02-UM						★	★	☆								★	★		★	★	☆	☆	☆	
			9.3	3.97	0.40		CCGT 09 T3 04-UM						★	★	☆								★	★		★	★	☆	☆	☆	
			8.9	3.97	0.79		CCGT 09 T3 08-UM						★	★	☆			☆					★	★		★	★	☆	☆	☆	
		06	6.0	2.38	0.40		CCMT 06 02 04-UM	☆		☆	★	☆	☆	★	☆							☆		★				☆	★		
			5.6	2.38	0.79		CCMT 06 02 08-UM			☆	★			★	☆							☆		★				☆	★		
		09	9.3	3.97	0.40		CCMT 09 T3 04-UM	☆		☆	★			☆	☆		★		☆			☆	★	★		★		☆	★	☆	
			8.9	3.97	0.79		CCMT 09 T3 08-UM	☆		☆	★	☆	☆	☆	☆		★		☆			☆		★				☆	★		
		12	12.1	4.76	0.79		CCMT 12 04 08-UM			☆	★											☆									
Voorbewerken	PR	06	5.6	2.38	0.79		CCMT 06 02 08-PR			☆	☆	★										☆									
		09	8.9	3.97	0.79		CCMT 09 T3 08-PR			☆	☆	★										☆									
			8.5	3.97	1.19		CCMT 09 T3 12-PR			☆	☆	★										☆									
		12	12.1	4.76	0.79		CCMT 12 04 08-PR			☆	☆	★										☆									
			11.7	4.76	1.19		CCMT 12 04 12-PR			☆	☆	★										☆									
	KR	06	5.6	2.38	0.79		CCMT 06 02 08-KR												☆	★			☆			★				★	
		09	8.9	3.97	0.79		CCMT 09 T3 08-KR												☆	★			☆			★				★	
			8.5	3.97	1.19		CCMT 09 T3 12-KR												☆	★											
		12	12.1	4.76	0.79		CCMT 12 04 08-KR												☆	★			☆			★				★	
			11.7	4.76	1.19		CCMT 12 04 12-KR												☆	★			☆			★				★	
	MR	06	5.6	2.38	0.79		CCMT 06 02 08-MR									☆		★													
		09	8.9	3.97	0.79		CCMT 09 T3 08-MR									☆	☆	★	☆												
			8.5	3.97	1.19		CCMT 09 T3 12-MR										★		☆												
		12	12.1	4.76	0.79		CCMT 12 04 08-MR										☆	★	☆												
			11.7	4.76	1.19		CCMT 12 04 12-MR										☆	★	☆												
	UR	06	6.0	2.38	0.40		CCMT 06 02 04-UR			☆	★											☆									
		09	9.3	3.97	0.40		CCMT 09 T3 04-UR			☆	☆	★										☆									
			8.9	3.97	0.79		CCMT 09 T3 08-UR			☆	☆	★										☆									
		12	12.1	4.76	0.79		CCMT 12 04 08-UR			☆	☆	★										☆									
		16	15.3	5.56	0.79		CCMT 16 05 08-UR					★																			

A58 A88 A278 A294 H36 H6

SANDVIK Coromant

CoroTurn® 107 draaiwisselplaat

C-stijl wisselplaat (rhombisch 80°)

Moderne snijmaterialen - Xcel geometrie



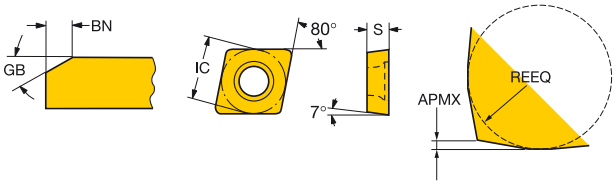

		LE	S	REEQ	APMX	GB	BN	ISO CODE	H				
									7015	7025	7105	7115	7125
Nabewerken	09	2.3	3.97	1.9	0.2	15°	0.15	CCGX09T3L020-15FXA	☆	☆	☆	☆	★

A58 A88 A278 A294 H36 H6 H3

CoroTurn® 107 draaiwisselplaat

C-stijl wisselplaat (rhombisch 80°)

Moderne snijmaterialen



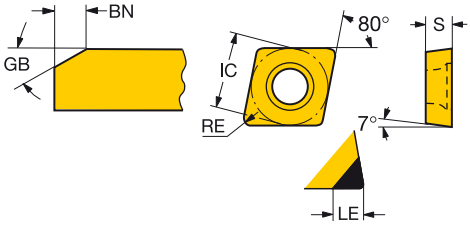

		LE	S	RE	BS	GB	BN	ISO CODE	K 7525	N CD05	N CD10	H 7015	H 7025	H 7105	H 7115	H 7125	H 7135	H 7525
Nabewerken	06	2.4	2.38	0.2		20°	0.10	CCGW060202S01020F							★			
		2.6	2.38	0.2		20°	0.10	CCGW060202T01020F								★		
		1.5	2.38	0.2		30°	0.10	CCGW060202T01030F				☆	★					
		2.6	2.38	0.4		20°	0.10	CCGW060204S01020F				☆	☆	☆	☆	★		
		2.8	2.38	0.4		30°	0.10	CCGW060204S01030F				☆	☆					★
		2.6	2.38	0.4		30°	0.15	CCGW060204S01530F									★	
		2.8	2.38	0.4		20°	0.10	CCGW060204T01020F	★									★
		1.8	2.38	0.4		30°	0.10	CCGW060204T01030F				★						
		2.5	2.38	0.8		20°	0.10	CCGW060208S01020F						☆	★			
		2.0	2.38	0.8		30°	0.10	CCGW060208S01030F				☆	★					
		2.0	2.38	0.8		30°	0.10	CCGW060208T01030F				★						
		2.9	2.38	0.4				CCMW060204FP		☆	★							
		2.6	2.38	0.4	0.5	20°	0.15	CCGW060204S01520FWH						☆	★			
		1.8	2.38	0.4	0.5	30°	0.10	CCGW060204T01030FWH				☆	★					
		2.6	2.38	0.8	0.6	20°	0.15	CCGW060208S01520FWH						☆	★			
		2.0	2.38	0.8	0.6	30°	0.10	CCGW060208T01030FWH				☆						
	09	2.6	3.97	0.4		20°	0.10	CCGW09T304S01020F				☆	☆	☆	☆	★		
		2.6	3.97	0.4		30°	0.15	CCGW09T304S01530F				☆	☆				★	☆
		2.6	3.97	0.4		30°	0.20	CCGW09T304S02030F							★			
		2.8	3.97	0.4		20°	0.10	CCGW09T304T01020F	★									★
		2.5	3.97	0.8		20°	0.10	CCGW09T308S01020F				☆	☆	☆	☆	★		
		2.5	3.97	0.8		30°	0.15	CCGW09T308S01530F				☆	☆				★	☆
		2.5	3.97	0.8		30°	0.20	CCGW09T308S02030F							★	★		
		3.0	3.97	0.8		20°	0.10	CCGW09T308T01020F	★									★
		2.4	3.97	1.2		20°	0.10	CCGW09T312S01020F				☆		☆	★	★		
		2.3	3.97	1.2		30°	0.15	CCGW09T312S01530F					★					
		4.3	3.97	0.4				CCMW09T304FP		☆	★							
		4.2	3.97	0.8				CCMW09T308FP		☆	★							
		2.4	3.97	1.2	0.6	20°	0.15	CCGW09T304S01020FWH					★					
		2.6	3.97	0.4	0.5	20°	0.15	CCGW09T304S01520FWH						☆	★	★		
		1.8	3.97	0.4	0.5	20°	0.10	CCGW09T304T01020FWH				★						
		2.0	3.97	0.8	0.6	20°	0.10	CCGW09T308S01020FWH					★					
		2.5	3.97	0.8	0.6	20°	0.15	CCGW09T308S01520FWH						☆	★	★		
		2.0	3.97	0.8	0.6	20°	0.10	CCGW09T308T01020FWH				★						
		2.3	3.97	1.2	0.6	20°	0.10	CCGW09T312S01020FWH				★						
		2.4	3.97	1.2	0.6	20°	0.15	CCGW09T312S01520FWH						☆	★			

A58 A88 A280 A294 H36 H6 H3

SANDVIK Coromant

CoroTurn® 107 draaiwisselplaat

D-stijl wisselplaat (rhombisch 55°)



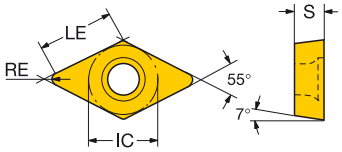

			LE	S	RE	BS	ISO CODE	P					M							K		N			S				
								1525	4305	4315	4325	4335	5015	1115	1125	2015	2025	2035	2220	3210	3225	4325	H13A	1125	H10	H13A	1105	1115	1125	H13A	S05F
Nabewerken	WF	07	7.6	2.38	0.20	0.4	DCMX 07 02 02-WF						★		★									☆					★		
			7.4	2.38	0.40	0.6	DCMX 07 02 04-WF	☆		★	☆		☆	☆	☆	★						☆		☆				★	☆		
			7.0	2.38	0.79	0.6	DCMX 07 02 08-WF	☆		★	☆				☆	★						☆		☆					☆		
		11	11.4	3.97	0.20	0.4	DCMX 11 T3 02-WF						★		★									☆					★		
			11.2	3.97	0.40	0.5	DCMX 11 T3 04-WF	☆		★	☆		☆	☆	☆	★				★	☆	☆		☆				★	☆		
			10.8	3.97	0.79	0.7	DCMX 11 T3 08-WF	☆		★	☆		☆	☆	☆	★				★	☆	☆		☆				★	☆		
	PF	07	7.6	2.38	0.20		DCMT 07 02 02-PF				☆		★									★									
			7.4	2.38	0.40		DCMT 07 02 04-PF			★	☆		☆									☆									
		11	11.4	3.97	0.20		DCMT 11 T3 02-PF				☆		★									★									
			11.2	3.97	0.40		DCMT 11 T3 04-PF			★	☆		☆									☆									
			10.8	3.97	0.79		DCMT 11 T3 08-PF			★	☆		☆									☆									
	KF	07	7.6	2.38	0.20		DCMT 07 02 02-KF																★			★			★	
			7.4	2.38	0.40		DCMT 07 02 04-KF													★	☆		☆			★			★	
	KF	11	11.4	3.97	0.20		DCMT 11 T3 02-KF																★			★			★	
			11.2	3.97	0.40		DCMT 11 T3 04-KF													★	☆		☆			★			★	
			10.8	3.97	0.79		DCMT 11 T3 08-KF													★	☆									
	MF	07	7.6	2.38	0.20		DCMT 07 02 02-MF							★	☆												★	☆	☆		
			7.4	2.38	0.40		DCMT 07 02 04-MF							☆	☆	★	☆		☆								★	☆	☆		
		11	11.4	3.97	0.20		DCMT 11 T3 02-MF							★	☆												★	☆	☆		
			11.2	3.97	0.40		DCMT 11 T3 04-MF							☆	☆	★	☆		☆								★	☆	☆		
			10.8	3.97	0.79		DCMT 11 T3 08-MF							☆	☆	★	☆		☆								★	☆	☆		☆
	UF	07	7.6	2.38	0.20		DCMT 07 02 02-UF						★		★									☆					★		
			7.4	2.38	0.40		DCMT 07 02 04-UF			★	☆				★							☆		☆					★		
		11	11.2	3.97	0.40		DCMT 11 T3 04-UF			★	☆		☆		★							☆		☆					★		
			10.8	3.97	0.79		DCMT 11 T3 08-UF			★	☆											☆									
Middelmatig	WM	11	11.2	3.97	0.40	0.6	DCMX 11 T3 04-WM	☆		☆	★			☆		★				★	☆	☆						★			
			10.8	3.97	0.79	0.7	DCMX 11 T3 08-WM	☆	☆	☆	★	☆		☆		★				★	☆	☆						★			
	PM	07	7.4	2.38	0.40		DCMT 07 02 04-PM	☆		☆	★	☆	☆									★									
			7.0	2.38	0.79		DCMT 07 02 08-PM	☆		☆	★	☆	☆									★									
		11	11.2	3.97	0.40		DCMT 11 T3 04-PM	☆	☆	☆	★	☆	☆									★									
			10.8	3.97	0.79		DCMT 11 T3 08-PM	☆	☆	☆	★	☆	☆									★									
			10.4	3.97	1.19		DCMT 11 T3 12-PM	☆		☆	★	☆	☆									★									
	MM	07	7.4	2.38	0.40		DCMT 07 02 04-MM							☆	☆	☆	★	☆	☆								★	☆	☆		
			7.0	2.38	0.79		DCMT 07 02 08-MM							☆	☆	☆	★	☆	☆								★	☆	☆		
		11	11.2	3.97	0.40		DCMT 11 T3 04-MM							☆	☆	☆	★	☆	☆								★	☆	☆		
			10.8	3.97	0.79		DCMT 11 T3 08-MM							☆	☆	☆	★	☆	☆								★	☆	☆		
			10.4	3.97	1.19		DCMT 11 T3 12-MM							☆	☆		★	☆	☆									☆	★		
	KM	07	7.4	2.38	0.40		DCMT 07 02 04-KM													★	☆		☆			★			★	
			7.0	2.38	0.79		DCMT 07 02 08-KM													★	☆		☆			★			★	
		11	11.2	3.97	0.40		DCMT 11 T3 04-KM													★	☆		☆			★			★	
			10.8	3.97	0.79		DCMT 11 T3 08-KM													★	☆		☆			★			★	
			10.4	3.97	1.19		DCMT 11 T3 12-KM													★	☆									
	UM	07	7.7	2.38	0.10		DCGT 07 02 01-UM						★	☆									★	☆		★	★	☆	☆	☆	
			7.6	2.38	0.20		DCGT 07 02 02-UM						★	☆									★	☆		★	★	☆	☆	☆	
			7.4	2.38	0.40		DCGT 07 02 04-UM						★	★	☆			☆					★	☆		★	★	☆	☆	☆	
			7.0	2.38	0.79		DCGT 07 02 08-UM							★									★	☆		★	★		☆	☆	
		11	11.5	3.97	0.10		DCGT 11 T3 01-UM						★	★	☆								★	☆		★	★	☆	☆	☆	
			11.4	3.97	0.20		DCGT 11 T3 02-UM						★	★	☆			☆					★	☆		★	★	☆	☆	☆	
			11.2	3.97	0.40		DCGT 11 T3 04-UM						★	☆	☆			☆					★	☆		★	★	☆	☆	☆	☆
			10.8	3.97	0.79		DCGT 11 T3 08-UM						★	☆	☆								★	☆		★	★	☆	☆	☆	☆
		07	7.7	2.38	0.05		DCET 07 02 00-UM							★	☆									☆			★	☆	☆		
			7.7	2.38	0.10		DCET 07 02 01-UM							★	☆									☆			★	☆	☆		
		11	11.5	3.97	0.10		DCET 11 T3 01-UM							★	☆									☆			★	☆	☆		
			11.4	3.97	0.20		DCET 11 T3 02-UM							★	☆									☆			★	☆	☆		
			11.2	3.97	0.40		DCET 11 T3 04-UM							★	☆									☆			★	☆	☆		
	AL	07	7.6	2.38	0.20		DCGX 07 02 02-AL																		★		★				
			7.4	2.38	0.40		DCGX 07 02 04-AL																		★		★				
		11	11.4	3.97	0.20		DCGX 11 T3 02-AL																		★		★				
			11.2	3.97	0.40		DCGX 11 T3 04-AL																		★		★				
			10.8	3.97	0.79		DCGX 11 T3 08-AL																		★		★				

A58 A88 A278 A294 H36 H6

CoroTurn® 107 draaiwisselplaat

D-stijl wisselplaat (rhombisch 55°)



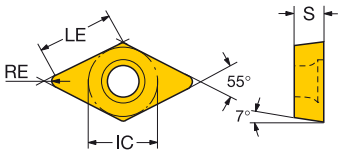

			LE	S	RE	BS	ISO CODE	P					M							K		N			S					
								1525	4305	4315	4325	4335	5015	1115	1125	2015	2025	2035	2220	3210	3225	4325	H13A	1125	H10	H13A	1105	1115	1125	H13A	S05F
Medium	UM	07	7.4	2.38	0.40		DCMT 07 02 04-UM	☆		☆	★			★	☆							★		☆				☆	★		
			7.0	2.38	0.79		DCMT 07 02 08-UM			☆	★			★	☆							★		☆				☆	★		
		11	11.2	3.97	0.40		DCMT 11 T3 04-UM	☆		☆	★	☆	☆	☆	☆		★		☆			★		☆				☆	★		
			10.8	3.97	0.79		DCMT 11 T3 08-UM	☆		☆	★	☆	☆	☆	☆		★		☆			★		☆				☆	★		
Voorbewerken	PR	11	10.8	3.97	0.79		DCMT 11 T3 08-PR		☆	☆	☆	★										★									
			10.4	3.97	1.19		DCMT 11 T3 12-PR		☆	☆	☆	★										★									
	KR	11	10.8	3.97	0.79		DCMT 11 T3 08-KR													☆	★		☆			★				★	
			10.4	3.97	1.19		DCMT 11 T3 12-KR													☆	★										
	MR	11	10.8	3.97	0.79		DCMT 11 T3 08-MR									☆	☆	★	☆												
			10.4	3.97	1.19		DCMT 11 T3 12-MR										☆	★	☆												
	UR	11	11.2	3.97	0.40		DCMT 11 T3 04-UR			☆	★											★									
			10.8	3.97	0.79		DCMT 11 T3 08-UR			☆	☆	★					★					★									
			10.4	3.97	1.19		DCMT 11 T3 12-UR			☆	☆	★										★									

A58 A88 A278 A294 H36 H6

SANDVIK Coromant

CoroTurn® 107 draaiwisselplaat

D-stijl wisselplaat (rhombisch 55°)

Moderne snijmaterialen



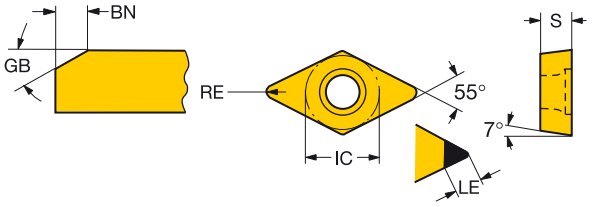

		LE	S	RE	BS	GB	BN	ISO CODE	K	N		H						
									7525	CD05	CD10	7015	7025	7105	7115	7125	7135	7525
Nabewerken	07	2.5	2.38	0.2		20°	0.10	DCGW070202S01020F							★			
		2.5	2.38	0.2		20°	0.10	DCGW070202T01020F								★		
		1.5	2.38	0.2		30°	0.10	DCGW070202T01030F				☆	★					
		2.9	2.38	0.4		20°	0.10	DCGW070204S01020F					☆	☆	☆	★		
		2.9	2.38	0.4		30°	0.10	DCGW070204S01030F				☆	☆					★
		2.9	2.38	0.4		30°	0.15	DCGW070204S01530F									★	
		2.8	2.38	0.4		20°	0.10	DCGW070204T01020F	★									★
		2.5	2.38	0.8		20°	0.10	DCGW070208S01020F								★		
		2.1	2.38	0.8		30°	0.10	DCGW070208S01030F				☆	★					
	11	2.8	3.97	0.2		20°	0.10	DCGW11T302T01020F	★									★
		1.8	3.97	0.4		20°	0.10	DCGW11T304S01020F				☆	☆	☆	☆	★		
		2.9	3.97	0.4		30°	0.15	DCGW11T304S01530F				☆	☆				★	☆
		2.9	3.97	0.4		30°	0.20	DCGW11T304S02030F							★			
		2.9	3.97	0.4		20°	0.10	DCGW11T304T01020F	★			☆						★
		2.5	3.97	0.8		20°	0.10	DCGW11T308S01020F				☆	☆	☆	☆	★		
		3.1	3.97	0.8		30°	0.15	DCGW11T308S01530F				☆	☆				★	☆
		2.5	3.97	0.8		30°	0.20	DCGW11T308S02030F							☆	★		
		3.1	3.97	0.8		20°	0.10	DCGW11T308T01020F	★			☆						★
		2.1	3.97	1.2		20°	0.10	DCGW11T312S01020F				☆	★		☆	★		
		2.4	3.97	1.2		30°	0.15	DCGW11T312S01530F				★						
		4.1	3.97	0.4				DCMW11T304FP		☆	★							
		3.8	3.97	0.8				DCMW11T308FP		☆	★							
		1.8	3.97	0.4	0.5	20°	0.10	DCGW11T304S01020FWH				☆	★					
		2.9	3.97	0.4	0.5	20°	0.15	DCGW11T304S01520FWH						☆	★			
		2.1	3.97	0.8	0.6	20°	0.10	DCGW11T308S01020FWH				☆	☆					★
		2.5	3.97	0.8	0.6	20°	0.15	DCGW11T308S01520FWH						☆	★			

A58 A88 A278 A294 H36 H6 H3

CoroTurn® 107 draaiwisselplaat

R-type wisselplaat (rond)



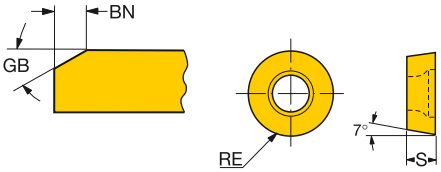

			S	RE	GB	BN	ISO CODE	P					M				K				N			S					
								4305	4315	4325	4335	5015	1115	1125	2025	2220	3210	3225	4325	H13A	1125	H10	H13A	1105	1115	1125	H13A	S05F
MIDDELM. BEW.	M0	19	6.35	9.53	15°	0.15	RCMT 19 06 00		★																			
		05	2.38	2.50	0°	0.10	RCMT 05 02 M0			★		☆	☆	☆	★	★			☆	★	☆		★	★	☆	☆	☆	☆	
		06	2.38	3.00	0°	0.10	RCMT 06 02 M0		☆	★	☆	☆		☆	★	★			☆	★	☆		★	★		☆	☆	☆	
		08	3.18	4.00	0°	0.10	RCMT 08 03 M0		☆	★	☆	☆			★	★	★	☆	☆	☆			★				★	
		10	3.97	5.00	15°	0.10	RCMT 10 T3 M0	☆	☆	★	☆				★	★	★	☆	☆	☆			★				★	
		12	4.76	6.00	15°	0.12	RCMT 12 04 M0	☆	☆	★	☆				★	★	★	☆	☆	☆			★				★	
		16	6.35	8.00	15°	0.15	RCMT 16 06 M0	☆	☆	★	☆				★	★	★	☆	☆	☆			★				★	
		20	6.35	10.00	15°	0.15	RCMT 20 06 M0	☆	★	★	☆				★	★	★	☆	☆	☆			★				★	
	SM	08	3.18	4.00			RCMT 08 03 M0-SM						★	☆										★	☆	☆	☆	☆	
		10	3.97	5.00	15°	0.10	RCMT 10 T3 M0-SM						★	☆										★	☆	☆	☆	☆	
		12	4.76	6.00	15°	0.10	RCMT 12 04 M0-SM						★	☆										★	☆	☆	☆	☆	
		16	6.35	8.00	15°	0.10	RCMT 16 06 M0-SM						★	☆										★	☆	☆	☆	☆	
	AL	06	2.38	3.00			RCGX 06 02 M0-AL															★							
		08	3.18	4.00			RCGX 08 03 M0-AL															★							
		10	3.97	5.00			RCGX 10 T3 M0-AL															★		★					
		12	4.76	6.00			RCGX 12 04 M0-AL															★		★					
	00	09	3.97	4.76	15°	0.08	RCMT 09 T3 00		☆	★	☆								☆	★							★	
		12	4.76	6.35	15°	0.12	RCMT 12 04 00		☆	★	☆							☆	☆	★							★	
	M0	09	3.97	4.76	15°	0.10	RCMT 09 T3 00-M0			★	☆				★				☆	★			★				★	
		12	4.76	6.35	15°	0.12	RCMT 12 04 00-M0		☆	★	☆								☆	★			★				★	
		19	6.35	9.53	15°	0.15	RCMT 19 06 00-M0													★			★				★	

A58 A88 A278 A294 H36 H6

CoroTurn® 107 draaiwisselplaat

S-type wisselplaat (vierkant)



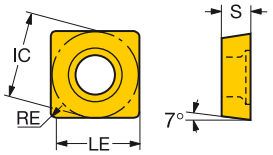

			LE	S	RE	ISO CODE	P						M							K		N			S				
							1525	4305	4315	4325	4335	5015	1115	1125	2015	2025	2035	2220	3210	3225	4325	H13A	1125	H10	H13A	1105	1115	1125	H13A
Nabewerken	PF	09	9.1	3.97	0.40	SCMT 09 T3 04-PF			★	☆		☆									☆									
			8.7	3.97	0.79	SCMT 09 T3 08-PF			★	☆		☆									☆									
	MF	09	9.1	3.97	0.40	SCMT 09 T3 04-MF							☆	☆		★		☆									★	☆		
			8.7	3.97	0.79	SCMT 09 T3 08-MF							☆	☆		★		☆									★	☆		
	UF	09	8.7	3.97	0.79	SCMT 09 T3 08-UF			★	☆											☆									
Middelmatig	PM	09	9.1	3.97	0.40	SCMT 09 T3 04-PM	☆		☆	★	☆	☆									★									
			8.7	3.97	0.79	SCMT 09 T3 08-PM	☆		☆	★	☆	☆									★									
		12	12.3	4.76	0.40	SCMT 12 04 04-PM	☆		☆	★	☆										★									
			11.9	4.76	0.79	SCMT 12 04 08-PM	☆		☆	★	☆	☆									★									
			11.5	4.76	1.19	SCMT 12 04 12-PM			☆	★	☆										★									
	MM	09	9.1	3.97	0.40	SCMT 09 T3 04-MM							☆	☆	☆	★	☆	☆								★	☆	☆		
			8.7	3.97	0.79	SCMT 09 T3 08-MM							☆	☆	☆	★	☆	☆								★	☆	☆		
		12	12.3	4.76	0.40	SCMT 12 04 04-MM							☆	☆		★	☆	☆									☆	★		
			11.9	4.76	0.79	SCMT 12 04 08-MM							☆	☆	☆	★	☆	☆									☆	★		
			11.5	4.76	1.19	SCMT 12 04 12-MM								☆		★	☆	☆										★		
	KM	09	9.1	3.97	0.40	SCMT 09 T3 04-KM														★		☆			★				★
			8.7	3.97	0.79	SCMT 09 T3 08-KM													★	☆		☆			★				★
		12	11.9	4.76	0.79	SCMT 12 04 08-KM													★	☆		☆			★				★
	AL	09	8.7	3.97	0.79	SCGX 09 T3 08-AL																		★						
	UM	09	8.7	3.97	0.79	SCMT 09 T3 08-UM			☆	★	☆		☆	☆		★		☆			★		☆				☆	★		
		12	11.9	4.76	0.79	SCMT 12 04 08-UM			☆	★	☆					★		☆			★									
			11.5	4.76	1.19	SCMT 12 04 12-UM			☆	★											★									
Voorbewerken	PR	09	8.7	3.97	0.79	SCMT 09 T3 08-PR			☆	☆	★										★									
			8.3	3.97	1.19	SCMT 09 T3 12-PR			☆	☆	★										★									
		12	11.9	4.76	0.79	SCMT 12 04 08-PR		☆	☆	☆	★										★									
			11.5	4.76	1.19	SCMT 12 04 12-PR			☆	☆	★										★									
	KR	09	8.7	3.97	0.79	SCMT 09 T3 08-KR													☆	★		☆			★				★
			8.3	3.97	1.19	SCMT 09 T3 12-KR													☆	★										
		12	11.9	4.76	0.79	SCMT 12 04 08-KR													☆	★		☆			★				★
			11.5	4.76	1.19	SCMT 12 04 12-KR													☆	★		☆			★				★
	MR	09	8.7	3.97	0.79	SCMT 09 T3 08-MR										☆	★	☆												
			8.3	3.97	1.19	SCMT 09 T3 12-MR											★													
		12	11.9	4.76	0.79	SCMT 12 04 08-MR										☆	★	☆												
			11.5	4.76	1.19	SCMT 12 04 12-MR										☆	★	☆												
	UR	09	8.7	3.97	0.79	SCMT 09 T3 08-UR			☆	☆	★										★									
		12	12.3	4.76	0.40	SCMT 12 04 04-UR				★											★									
			11.9	4.76	0.79	SCMT 12 04 08-UR			☆	☆	★										★									

A58 A88 A278 A294 H36 H6

CoroTurn® 107 draaiwisselplaat

S-type wisselplaat (vierkant)

Moderne snijmaterialen



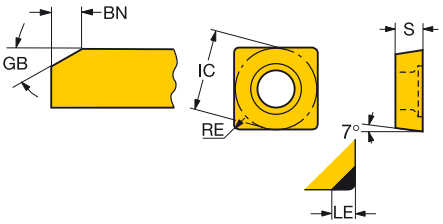

		LE	S	RE	GB	BN	ISO CODE	H 7015	H 7025	H 7525
Nabewerken	09	1.8	3.97	0.4	30°	0.10	SCGW09T304S01030F	☆	★	
		2.8	3.97	0.4	20°	0.10	SCGW09T304T01020F			★
		2.1	3.97	0.8	30°	0.10	SCGW09T308S01030F	☆	★	
		3.1	3.97	0.8	30°	0.15	SCGW09T308S01530F			★
		3.1	3.97	0.8	20°	0.10	SCGW09T308T01020F			★

CoroTurn® 107 draaiwisselplaat

T-stijl wisselplaat (driehoekig)



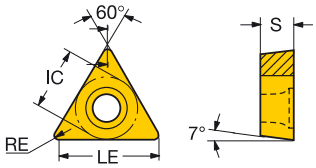

			LE	S	RE	BS	ISO CODE	P					M							K		N			S				
								1525	4305	4315	4325	4335	5015	1115	1125	2015	2025	2035	2220	3210	3225	4325	H13A	1125	H10	H13A	1105	1115	1125	H10
Nabewerken	WF	09	9.2	2.38	0.20	0.4	TCMX 09 02 02-WF						★		★									☆					★	
			9.0	2.38	0.40	0.6	TCMX 09 02 04-WF	☆		★	☆		☆	☆		★				★	☆	☆						★		
			8.6	2.38	0.79	0.6	TCMX 09 02 08-WF							★						★	☆								★		
		11	10.5	3.18	0.20	0.4	TCMX 11 03 02-WF						★		★									☆					★	
			10.3	3.18	0.40	0.6	TCMX 11 03 04-WF	☆		★	☆		☆	☆	☆	★				★	☆	☆		☆				★	☆	
			9.9	3.18	0.79	0.7	TCMX 11 03 08-WF	☆		★	☆		☆	☆	☆	★						☆		☆				★	☆	
		16	16.1	3.97	0.40	0.6	TCMX 16 T3 04-WF						★	★						★	☆								★		
			15.7	3.97	0.79	0.5	TCMX 16 T3 08-WF	☆		★	☆		☆	☆		★				★	☆	☆							★		
	PF	06	6.4	1.98	0.20		TCMT 06 T1 02-PF				☆		★									★									
			6.2	1.98	0.40		TCMT 06 T1 04-PF			★	☆		☆									☆									
			5.8	1.98	0.79		TCMT 06 T1 08-PF			★	☆		☆									☆									
		09	9.2	2.38	0.20		TCMT 09 02 02-PF				☆		★									★									
			9.0	2.38	0.40		TCMT 09 02 04-PF			★	☆		☆									☆									
		11	10.5	3.18	0.20		TCMT 11 03 02-PF				☆		★									★									
			10.3	3.18	0.40		TCMT 11 03 04-PF			★	☆		☆									☆									
			9.9	3.18	0.79		TCMT 11 03 08-PF			★	☆		☆									☆									
		16	16.1	3.97	0.40		TCMT 16 T3 04-PF			★	☆		☆									☆									
	KF	06	6.4	1.98	0.20		TCMT 06 T1 02-KF													★	☆		☆			★				
			6.2	1.98	0.40		TCMT 06 T1 04-KF													★	☆		☆			★				
			5.8	1.98	0.79		TCMT 06 T1 08-KF													★	☆		☆			★				
		09	9.2	2.38	0.20		TCMT 09 02 02-KF													★	☆		☆			★				
			9.0	2.38	0.40		TCMT 09 02 04-KF													★	☆		☆			★				
		11	10.5	3.18	0.20		TCMT 11 03 02-KF													★	☆		☆			★				
			10.3	3.18	0.40		TCMT 11 03 04-KF													★	☆		☆			★				
			9.9	3.18	0.79		TCMT 11 03 08-KF													★	☆									
		16	16.1	3.97	0.40		TCMT 16 T3 04-KF																★			★				
	MF	06	6.4	1.98	0.20		TCMT 06 T1 02-MF						★	☆													★	☆	☆	
			6.2	1.98	0.40		TCMT 06 T1 04-MF						☆	☆	☆	★											★	☆	☆	
			5.8	1.98	0.79		TCMT 06 T1 08-MF						☆	☆	☆	★											★	☆	☆	
		09	9.2	2.38	0.20		TCMT 09 02 02-MF						★	☆													★	☆	☆	
			9.0	2.38	0.40		TCMT 09 02 04-MF						☆	☆	☆	★	☆		☆								★	☆	☆	
		11	10.5	3.18	0.20		TCMT 11 03 02-MF						★	☆													★	☆	☆	
			10.3	3.18	0.40		TCMT 11 03 04-MF						☆	☆	☆	★	☆										★	☆	☆	
			9.9	3.18	0.79		TCMT 11 03 08-MF						☆	☆	☆	★												★	☆	
		16	16.1	3.97	0.40		TCMT 16 T3 04-MF						☆	☆	☆	★	☆		☆									★	☆	
	F	05	5.6	1.40	0.02		TCEX 05 01 00L-F								★									☆			★		☆	
			5.6	1.40	0.02		TCEX 05 01 00R-F								★									☆			★		☆	
			5.5	1.40	0.10		TCEX 05 01 01L-F								★									☆			★		☆	
			5.5	1.40	0.10		TCEX 05 01 01R-F								★									☆			★		☆	
		06	6.6	1.98	0.02		TCEX 06 T1 00L-F								★									☆					☆	
			6.6	1.98	0.02		TCEX 06 T1 00R-F								★									☆			★		☆	
			6.5	1.98	0.10		TCEX 06 T1 01L-F								★									☆			★		☆	
			6.5	1.98	0.10		TCEX 06 T1 01R-F								★									☆					☆	
			6.4	1.98	0.20	0.5	TCEX 06 T1 02L-F								★									☆			★		☆	
		09	9.4	2.38	0.02		TCEX 09 02 00L-F																				★			
			9.4	2.38	0.02		TCEX 09 02 00R-F						★																		
			9.3	2.38	0.10		TCEX 09 02 01L-F								★									☆			★		☆	
			9.3	2.38	0.10		TCEX 09 02 01R-F						★		★									☆					☆	
			9.2	2.38	0.20	0.5	TCEX 09 02 02L-F						★		★									☆			★		☆	
		11	10.7	3.18	0.02		TCEX 11 03 00L-F						★		★									☆			★		☆	
			10.7	3.18	0.02		TCEX 11 03 00R-F						★		★									☆			★		☆	
			10.6	3.18	0.10		TCEX 11 03 01L-F						★		★									☆			★		★	
			10.6	3.18	0.10		TCEX 11 03 01R-F								★									☆					☆	
			10.5	3.18	0.20	0.5	TCEX 11 03 02L-F						★		★									☆					☆	

A58 A88 A278 A294 H36 H6

CoroTurn® 107 draaiwisselplaat

T-stijl wisselplaat (driehoekig)



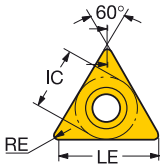

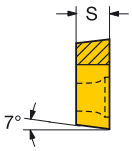

			LE	S	RE	BS	ISO CODE	P 1525	P 4305	P 4315	P 4325	P 4335	P 5015	M 1115	M 1125	M 2015	M 2025	M 2035	M 2220	M 3210	M 3225	K 4325	K H13A	N 1125	N H10	N H13A	S 1105	S 1115	S 1125	S H10
Finishing	K	06	6.4	1.98	0.20		TCGT 06 T1 02L-K							★	☆									☆				★	☆	
			6.4	1.98	0.20		TCGT 06 T1 02R-K							★	☆									☆				★	☆	
			6.2	1.98	0.40		TCGT 06 T1 04L-K							★	☆									☆				★	☆	
			6.2	1.98	0.40		TCGT 06 T1 04R-K							★	☆									☆				★	☆	
		09	9.2	2.38	0.20		TCGT 09 02 02L-K	★					☆	★	☆									☆				★	☆	
			9.2	2.38	0.20		TCGT 09 02 02R-K							★	☆									☆				★	☆	
			9.0	2.38	0.40		TCGT 09 02 04L-K	★					☆	★	☆									☆				★	☆	
			9.0	2.38	0.40		TCGT 09 02 04R-K							★	☆									☆				★	☆	
		11	10.5	2.38	0.20		TCGT 11 02 02L-K	★					☆		★									☆					★	
			10.5	2.38	0.20		TCGT 11 02 02R-K								★									☆					★	
			10.3	2.38	0.40		TCGT 11 02 04L-K	★					☆		★									☆					★	
			10.3	2.38	0.40		TCGT 11 02 04R-K								★									☆					★	
			10.5	3.18	0.20		TCGT 11 03 02L-K							★	☆									☆				★	☆	
			10.5	3.18	0.20		TCGT 11 03 02R-K								☆									☆					☆	
			10.3	3.18	0.40		TCGT 11 03 04L-K							★	☆									☆				★	☆	
			10.3	3.18	0.40		TCGT 11 03 04R-K								☆									☆					☆	
	WK	06	6.2	1.98	0.40	0.5	TCGX 06 T1 04L-WK							★	☆									☆				★	☆	
			6.2	1.98	0.40	0.5	TCGX 06 T1 04R-WK								☆									☆					☆	
		09	9.0	2.38	0.40	0.5	TCGX 09 02 04L-WK						★	★	☆									☆				★	☆	
			9.0	2.38	0.40	0.5	TCGX 09 02 04R-WK						★		☆									☆					☆	
		11	10.3	2.38	0.40	0.5	TCGX 11 02 04L-WK						★		★									☆					★	
			10.3	2.38	0.40	0.5	TCGX 11 02 04R-WK						★		★									☆					★	
			10.3	3.18	0.40	0.5	TCGX 11 03 04L-WK						★	★	☆									☆				★	☆	
			10.3	3.18	0.40	0.5	TCGX 11 03 04R-WK								☆									☆					☆	
	UF	06	6.4	1.98	0.20		TCMT 06 T1 02-UF						★																		
			6.2	1.98	0.40		TCMT 06 T1 04-UF			★	☆		☆									☆									
		09	9.0	2.38	0.40		TCMT 09 02 04-UF			★	☆		☆									☆									
			8.6	2.38	0.79		TCMT 09 02 08-UF						★																		
		11	10.5	2.38	0.20		TCMT 11 02 02-UF				☆	☆	★		★							☆	★	☆		★			★		
			10.3	2.38	0.40		TCMT 11 02 04-UF			★	☆	☆	☆		★					★	☆	☆	☆	☆		★			★		
			9.9	2.38	0.79		TCMT 11 02 08-UF			★	☆	☆	☆									☆									
		16	15.7	3.97	0.79		TCMT 16 T3 08-UF			★	☆											☆									
Middelmatig	WM	11	9.9	3.18	0.79	0.7	TCMX 11 03 08-WM			☆	★									★	☆	☆									
		16	15.7	3.97	0.79	0.7	TCMX 16 T3 08-WM	☆	☆	☆	★									★	☆	☆									
	PM	09	9.0	2.38	0.40		TCMT 09 02 04-PM	☆		☆	★	☆	☆									★									
			8.6	2.38	0.79		TCMT 09 02 08-PM	☆		☆	★	☆	☆									★									
		11	10.3	3.18	0.40		TCMT 11 03 04-PM	☆		☆	★	☆	☆									★									
			9.9	3.18	0.79		TCMT 11 03 08-PM	☆		☆	★	☆										★									
			9.5	3.18	1.19		TCMT 11 03 12-PM			☆	★	☆										★									
		16	16.1	3.97	0.40		TCMT 16 T3 04-PM	☆		☆	★	☆	☆									★									
			15.7	3.97	0.79		TCMT 16 T3 08-PM	☆	☆	☆	★	☆	☆									★									
			15.3	3.97	1.19		TCMT 16 T3 12-PM			☆	★	☆	☆									★									
		22	21.2	4.76	0.79		TCMT 22 04 08-PM				★	☆										★									
	MM	09	9.0	2.38	0.40		TCMT 09 02 04-MM							☆	☆	☆	★	☆	☆								★	☆	☆		
			8.6	2.38	0.79		TCMT 09 02 08-MM							☆	☆	☆	★	☆	☆								★	☆	☆		
		11	10.3	3.18	0.40		TCMT 11 03 04-MM							☆	☆	☆	★	☆	☆								★	☆	☆		
			9.9	3.18	0.79		TCMT 11 03 08-MM							☆	☆	☆	★	☆	☆								★	☆	☆		
		16	16.1	3.97	0.40		TCMT 16 T3 04-MM							☆	☆	☆	★	☆	☆								★	☆	☆		
			15.7	3.97	0.79		TCMT 16 T3 08-MM							☆	☆	☆	★	☆	☆								★	☆	☆		
			15.3	3.97	1.19		TCMT 16 T3 12-MM								☆		★		☆										★		
		22	21.2	4.76	0.79		TCMT 22 04 08-MM											★													
	KM	09	9.0	2.38	0.40		TCMT 09 02 04-KM													★	☆		☆			★				
			8.6	2.38	0.79		TCMT 09 02 08-KM													★	☆		☆			★				
		11	10.3	3.18	0.40		TCMT 11 03 04-KM													★	☆		☆			★				
			9.9	3.18	0.79		TCMT 11 03 08-KM													★	☆		☆			★				
			9.5	3.18	1.19		TCMT 11 03 12-KM													★	☆									
		16	16.1	3.97	0.40		TCMT 16 T3 04-KM													★	☆		☆			★				
			15.7	3.97	0.79		TCMT 16 T3 08-KM													★	☆		☆			★				
			15.3	3.97	1.19		TCMT 16 T3 12-KM													★	☆		☆			★				
		22	21.2	4.76	0.79		TCMT 22 04 08-KM													★	☆		☆			★				

A58 A88 A278 A294 H36 H6

SANDVIK Coromant

CoroTurn® 107 draaiwisselplaat

T-stijl wisselplaat (driehoekig)



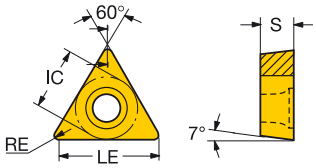

			LE	S	RE	BS	ISO CODE	P					M							K		N			S			
								1525	4305	4315	4325	4335	5015	1115	1125	2015	2025	2035	2220	3210	3225	4325	H13A	1125	H10	H13A	1105	1115	1125	H10
Medium	UM	09	9.0	2.38	0.40		TCGT 09 02 04-UM						★																	
		11	10.6	2.38	0.10		TCGT 11 02 01-UM						★		★								★	☆		★			★	
			10.5	2.38	0.20		TCGT 11 02 02-UM						★		★								★	☆		★			★	
			10.3	2.38	0.40		TCGT 11 02 04-UM						★		☆								★	☆		★			★	
			9.9	2.38	0.79		TCGT 11 02 08-UM						★		★			☆					★	☆		★			★	
			10.6	3.18	0.10		TCGT 11 03 01-UM						★		★									☆						★	
			10.5	3.18	0.20		TCGT 11 03 02-UM						★	★	☆									☆				☆		★	
			10.3	3.18	0.40		TCGT 11 03 04-UM						★	★	☆									☆				☆		★	
			9.9	3.18	0.79		TCGT 11 03 08-UM						★	★	☆									☆				☆		★	
		16	16.1	3.97	0.40		TCGT 16 T3 04-UM						★															★			
			15.7	3.97	0.79		TCGT 16 T3 08-UM						★															★			
	AL	06	6.2	1.98	0.40		TCGX 06 T1 04-AL																		★					☆
		09	9.2	2.38	0.20		TCGX 09 02 02-AL																		★					☆
			9.0	2.38	0.40		TCGX 09 02 04-AL																		★					☆
		11	10.5	2.38	0.20		TCGX 11 02 02-AL																		★					☆
			10.3	2.38	0.40		TCGX 11 02 04-AL																		★					☆
			9.9	2.38	0.79		TCGX 11 02 08-AL																		★					☆
			10.5	3.18	0.20		TCGX 11 03 02-AL																		★					☆
			10.3	3.18	0.40		TCGX 11 03 04-AL																		★					☆
			9.9	3.18	0.79		TCGX 11 03 08-AL																		★					☆
		16	16.1	3.97	0.40		TCGX 16 T3 04-AL																		★					☆
			15.7	3.97	0.79		TCGX 16 T3 08-AL																		★					☆
	UM	09	9.0	2.38	0.40		TCMT 09 02 04-UM	☆		☆	★		☆	★	☆							★		☆				☆	★	
			8.6	2.38	0.79		TCMT 09 02 08-UM	☆		☆	★											★								
		11	10.3	2.38	0.40		TCMT 11 02 04-UM	☆		☆	★	☆	☆		☆	☆	★		☆			☆	★	☆		★			★	
			9.9	2.38	0.79		TCMT 11 02 08-UM	☆		☆	★	☆	☆		☆	☆	★		☆			☆	★	☆		★			★	
		16	16.1	3.97	0.40		TCMT 16 T3 04-UM			☆	★	☆		★	☆							★		☆				☆	★	
			15.7	3.97	0.79		TCMT 16 T3 08-UM			☆	★	☆		☆	☆							★		☆				☆	★	
Voorbewerken	PR	11	9.9	3.18	0.79		TCMT 11 03 08-PR			☆	☆	★										★								
			9.5	3.18	1.19		TCMT 11 03 12-PR				★											★								
		16	15.7	3.97	0.79		TCMT 16 T3 08-PR			☆	☆	★										★								
			15.3	3.97	1.19		TCMT 16 T3 12-PR			☆	☆	★										★								
		22	21.2	4.76	0.79		TCMT 22 04 08-PR				☆	★										★								
			20.8	4.76	1.19		TCMT 22 04 12-PR				☆	★										★								
	KR	11	9.9	3.18	0.79		TCMT 11 03 08-KR													☆	★									
			9.5	3.18	1.19		TCMT 11 03 12-KR													☆	★									
		16	15.7	3.97	0.79		TCMT 16 T3 08-KR													☆	★		☆			★				
			15.3	3.97	1.19		TCMT 16 T3 12-KR													☆	★		☆			★				
		22	21.2	4.76	0.79		TCMT 22 04 08-KR													☆	★		☆			★				
			20.8	4.76	1.19		TCMT 22 04 12-KR													☆	★		☆			★				
	MR	11	9.9	3.18	0.79		TCMT 11 03 08-MR										☆	★	☆											
		16	15.7	3.97	0.79		TCMT 16 T3 08-MR									☆	☆	★	☆								★			
			15.3	3.97	1.19		TCMT 16 T3 12-MR										☆	★	☆											
		22	21.2	4.76	0.79		TCMT 22 04 08-MR											★												
			20.8	4.76	1.19		TCMT 22 04 12-MR											★												
	UR	11	10.3	2.38	0.40		TCMT 11 02 04-UR			☆	☆	★										☆	★			★				
			9.9	2.38	0.79		TCMT 11 02 08-UR	☆		☆	☆	★					★		☆	☆	★	☆	☆			★				
		16	16.1	3.97	0.40		TCMT 16 T3 04-UR			☆	★											★								
			15.7	3.97	0.79		TCMT 16 T3 08-UR			☆	☆	★										★								
			15.3	3.97	1.19		TCMT 16 T3 12-UR				★						★		☆			★								

A58 A88 A278 A294 H36 H6

CoroTurn® 107 draaiwisselplaat

T-stijl wisselplaat (driehoekig)

Moderne snijmaterialen



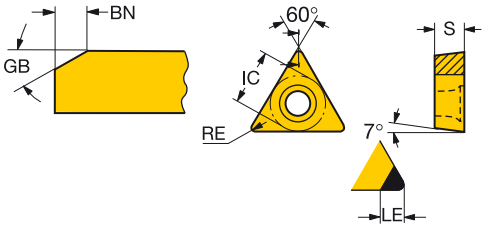

		LE	S	RE	GB	BN	ISO CODE	K	N		H						
								7525	CD05	CD10	7015	7025	7105	7115	7125	7135	7525
Nabewerken	06	2.0	1.59	0.2	20°	0.10	TCGW06T102S01020E							★			
		1.5	1.98	0.2	20°	0.10	TCGW06T102T01020E					★					
		1.8	1.98	0.4	20°	0.10	TCGW06T104S01020E				☆	☆	☆	☆			★
	09	1.8	2.38	0.2	20°	0.10	TCGW090202S01020F				☆	★		☆			
		2.5	2.38	0.2	20°	0.10	TCGW090202T01020F								★		
		1.8	2.38	0.4	20°	0.10	TCGW090204S01020F				☆	☆	☆	☆	★		
		1.8	2.38	0.4	30°	0.10	TCGW090204S01030F				★						
		2.8	2.38	0.4	30°	0.15	TCGW090204S01530F					☆				★	☆
		2.7	2.38	0.4			TCMW090204FP		☆	★							
	11	2.8	2.38	0.2	20°	0.10	TCGW110202T01020F										★
		1.8	2.38	0.4	20°	0.10	TCGW110204S01020F				☆	★					
		2.8	2.38	0.4	20°	0.10	TCGW110204T01020F	★									★
		2.9	2.38	0.8	20°	0.10	TCGW110208S01020F				☆	★					
		2.0	2.38	0.8	30°	0.15	TCGW110208S01530F					★					
		1.8	3.18	0.4	20°	0.10	TCGW110304S01020F				☆	☆	☆	☆	★		
		2.8	3.18	0.4	30°	0.15	TCGW110304S01530F					★				☆	
		2.8	3.18	0.4	20°	0.10	TCGW110304T01020F										★
		2.5	3.18	0.8	20°	0.10	TCGW110308S01020F				☆	☆	☆	☆	★		
		2.9	3.18	0.8	30°	0.15	TCGW110308S01530F					☆					★
		2.9	3.18	0.8	20°	0.10	TCGW110308T01020F										★
		2.7	2.38	0.4			TCMW110204FP		☆	★							
		2.4	2.38	0.8			TCMW110208FP			★							
		2.7	3.18	0.4			TCMW110304FP			★							
		2.4	3.18	0.8			TCMW110308FP			★							
	16	7.4	3.97	0.4			TCMW16T304FLP			★							
		4.2	3.97	0.4			TCMW16T304FP		☆	★							
		7.4	3.97	0.4			TCMW16T304FRP			★							
		3.9	3.97	0.8			TCMW16T308FP		☆	★							

CoroTurn® 107 draaiwisselplaat

V-type wisselplaat (rhombisch 35°)



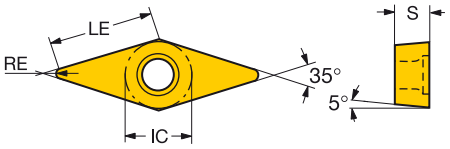

			LE	S	RE	ISO CODE	P 1525	P 4305	P 4315	P 4325	P 4335	P 5015	M 1115	M 1125	M 2015	M 2025	M 2035	M 2220	K 3210	K 3225	K 4305	K 4325	K H13A	N 1125	N H10	N H13A	S 1105	S 1115	S 1125	S H13A	S S06F
Nabewerken	PF	11	10.9	3.18	0.20	VCMT 11 03 02-PF						★																			
			10.7	3.18	0.40	VCMT 11 03 04-PF			★	☆		☆										☆										
			10.9	3.18	0.20	VBMT 11 03 02-PF	★			☆		☆										★										
			10.7	3.18	0.40	VBMT 11 03 04-PF	☆		★	☆		☆										☆										
			10.3	3.18	0.79	VBMT 11 03 08-PF			★	☆		☆										☆										
			9.9	3.18	1.19	VBMT 11 03 12-PF			★	☆												☆										
		16	16.4	4.76	0.20	VBMT 16 04 02-PF						★																				
			16.2	4.76	0.40	VBMT 16 04 04-PF			★	☆		☆										☆										
			15.8	4.76	0.79	VBMT 16 04 08-PF			★	☆		☆										☆										
			15.4	4.76	1.19	VBMT 16 04 12-PF			★																							
	MF	11	10.9	3.18	0.20	VCMT 11 03 02-MF								★																★		
			10.7	3.18	0.40	VCMT 11 03 04-MF								☆	★															★		
	KF	11	10.9	3.18	0.20	VBMT 11 03 02-KF																	★			★				★		
			10.7	3.18	0.40	VBMT 11 03 04-KF													★	☆			☆			★				★		
			10.3	3.18	0.79	VBMT 11 03 08-KF													★	☆												
			10.7	3.18	0.40	VCMT 11 03 04-KF													★	☆												
		16	16.4	4.76	0.20	VBMT 16 04 02-KF																	★			★				★		
			16.2	4.76	0.40	VBMT 16 04 04-KF													★	☆			☆			★				★		
			15.8	4.76	0.79	VBMT 16 04 08-KF													★	☆			☆			★				★		
	MF	11	10.9	3.18	0.20	VBMT 11 03 02-MF							★	☆													★	☆	☆			
			10.7	3.18	0.40	VBMT 11 03 04-MF							☆	☆	★	☆		☆									★	☆	☆			
			10.3	3.18	0.79	VBMT 11 03 08-MF							☆	☆	★	☆		☆									★	☆	☆			
		16	16.4	4.76	0.20	VBMT 16 04 02-MF							★	☆													★	☆	☆			
			16.2	4.76	0.40	VBMT 16 04 04-MF							☆	☆	★	☆		☆									★	☆	☆			
			15.8	4.76	0.79	VBMT 16 04 08-MF							☆	☆	★	☆		☆									★	☆	☆			☆
			15.4	4.76	1.19	VBMT 16 04 12-MF									★																	
	UF	11	10.9	2.38	0.20	VBMT 11 02 02-UF	★			☆	☆	☆		★								☆	★	☆		★			★	☆	
			10.7	2.38	0.40	VBMT 11 02 04-UF	☆		★	☆	☆	☆		★								☆	★	☆		★			★	☆	
			10.3	2.38	0.79	VBMT 11 02 08-UF	☆		★	☆	☆	☆										☆	★			★				★	
Middelmatig	PM	16	16.2	4.76	0.40	VBMT 16 04 04-PM	☆	☆	☆	★	☆	☆									☆	★									
			15.8	4.76	0.79	VBMT 16 04 08-PM	☆	☆	☆	★	☆	☆									☆	★									
			15.4	4.76	1.19	VBMT 16 04 12-PM	☆	☆	☆	★	☆	☆									☆	★									
		11	10.7	3.18	0.40	VCMT 11 03 04-PM	☆		☆	★	☆											★										
			10.3	3.18	0.79	VCMT 11 03 08-PM			☆	★												★										
	MM	16	16.2	4.76	0.40	VBMT 16 04 04-MM							☆	☆	☆	★	☆	☆									★	☆	☆			
			15.8	4.76	0.79	VBMT 16 04 08-MM							☆	☆	☆	★	☆	☆									★	☆	☆			
			15.4	4.76	1.19	VBMT 16 04 12-MM							☆	☆	☆	★	☆	☆										☆	★			
		11	10.7	3.18	0.40	VCMT 11 03 04-MM								☆		★		☆											★			
			10.3	3.18	0.79	VCMT 11 03 08-MM										★		☆														
	KM	11	10.3	3.18	0.79	VCMT 11 03 08-KM													★	☆												
		16	16.2	4.76	0.40	VBMT 16 04 04-KM													★	☆			☆			★				★		
			15.8	4.76	0.79	VBMT 16 04 08-KM													★	☆			☆			★				★		
			15.4	4.76	1.19	VBMT 16 04 12-KM													★	☆			☆			★				★		
	UM	16	16.5	4.76	0.10	VBGT 16 04 01-UM							★	☆									★	☆		★	★	☆	☆	☆		
			16.4	4.76	0.20	VBGT 16 04 02-UM							★	☆									★	☆		★	★	☆	☆	☆		
			16.2	4.76	0.40	VBGT 16 04 04-UM							★	☆									★	☆		★	★	☆	☆	☆	☆	
			15.8	4.76	0.79	VBGT 16 04 08-UM							★	☆									★	☆		★	★	☆	☆	☆	☆	
		11	11.0	3.18	0.10	VCET 11 03 01-UM							★	☆										☆			★	☆	☆			
			10.9	3.18	0.20	VCET 11 03 02-UM							★	☆										☆			★	☆	☆			
			11.0	3.18	0.10	VCGT 11 03 01-UM							★	☆									★	☆		★		☆	★	☆		
			10.9	3.18	0.20	VCGT 11 03 02-UM							★	☆									★	☆		★		☆	★	☆		
			10.7	3.18	0.40	VCGT 11 03 04-UM							★	☆									★	☆		★		☆	★	☆		

A58 A88 A278 A294 H36 H6

CoroTurn® 107 draaiwisselplaat

V-type wisselplaat (rhombisch 35°)



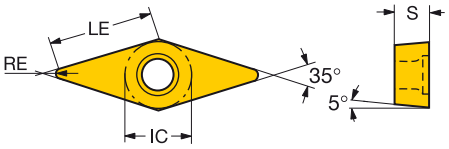

			LE	S	RE	ISO CODE	P						M						K						N			S					
							1525	4305	4315	4325	4335	5015	1115	1125	2015	2025	2035	2220	3210	3225	4305	4325	H13A	1125	H10	H13A	1105	1115	1125	H13A	S05F			
Medium	AL	11	10.9	2.38	0.20	VCGX 11 02 02-AL																			★								
			10.7	2.38	0.40	VCGX 11 02 04-AL																			★								
			10.9	3.18	0.20	VCGX 11 03 02-AL																			★								
			10.7	3.18	0.40	VCGX 11 03 04-AL																			★		★						
		16	16.2	4.76	0.40	VCGX 16 04 04-AL																			★		★						
			15.8	4.76	0.79	VCGX 16 04 08-AL																			★		★						
			15.4	4.76	1.19	VCGX 16 04 12-AL																			★								
		22	20.1	5.56	2.00	VCGX 22 05 20-AL																			★								
			19.1	5.56	3.00	VCGX 22 05 30-AL																			★								
	UM	16	16.2	4.76	0.40	VBMT 16 04 04-UM	☆		☆	★	☆	☆	☆	☆		★		☆				☆	★	☆		★		☆	★	★	☆			
			15.8	4.76	0.79	VBMT 16 04 08-UM	☆		☆	★	☆	☆	☆	☆		★		☆				☆	★	☆		★		☆	★	★	☆			
			15.4	4.76	1.19	VBMT 16 04 12-UM				★			★	☆								★		☆		★			☆	★				
Voorbewerken	PR	16	15.8	4.76	0.79	VBMT 16 04 08-PR		☆	☆	☆	★										☆	★											
			15.4	4.76	1.19	VBMT 16 04 12-PR		☆	☆	☆	★										☆	★											
	KR	16	15.8	4.76	0.79	VBMT 16 04 08-KR													☆	★			☆			★				★			
			15.4	4.76	1.19	VBMT 16 04 12-KR													☆	★			☆			★				★			
	MR	16	15.8	4.76	0.79	VBMT 16 04 08-MR									☆	☆	★	☆									★						
			15.4	4.76	1.19	VBMT 16 04 12-MR										☆	★	☆									★						
	UR	16	16.2	4.76	0.40	VBMT 16 04 04-UR			☆	☆	★											☆	★			★				★			
			15.8	4.76	0.79	VBMT 16 04 08-UR			☆	☆	★											☆	★			★				★			
			15.4	4.76	1.19	VBMT 16 04 12-UR			☆	★												☆	★			★				★			

A58 A88 A278 A294 H36 H6

SANDVIK Coromant

CoroTurn® 107 draaiwisselplaat

V-type wisselplaat (rhombisch 35°)

Moderne snijmaterialen



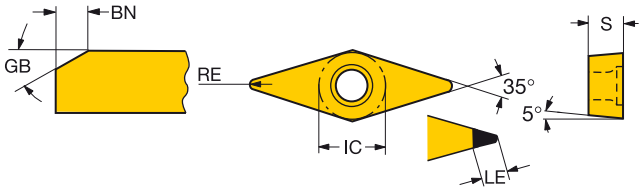

		LE	S	RE	GB	BN	ISO CODE	K	N		H					
								7525	CD05	CD10	7015	7025	7105	7115	7125	7135	7525
Nabewerken	11	2.5	3.18	0.2	20°	0.10	VBGW110302S01020F							★			
		2.3	3.18	0.2	20°	0.10	VBGW110302T01020F					★					
		2.5	3.18	0.4	20°	0.10	VBGW110304S01020F				☆	☆	☆	☆	★		☆
		2.5	3.18	0.4	30°	0.15	VBGW110304S01530F									★	
		4.4	2.38	0.4			VCMW110204FP		☆	★							
		4.4	3.18	0.4			VCMW110304FP			★							
	16	3.0	4.76	0.4	20°	0.10	VBGW160404S01020F				☆	☆	☆	☆	★		
		3.0	4.76	0.4	30°	0.10	VBGW160404S01030F					★					
		2.5	4.76	0.4	30°	0.15	VBGW160404S01530F				★					☆	
		4.0	4.76	0.4	20°	0.10	VBGW160404T01020F	★									★
		3.0	4.76	0.8	20°	0.10	VBGW160408S01020F				☆	☆	☆	☆	★		
		2.5	4.76	0.8	30°	0.15	VBGW160408S01530F				☆	★				☆	
		4.0	4.76	0.8	20°	0.10	VBGW160408T01020F	★									★
		4.4	4.76	0.4			VCMW160404FP		☆	★							
		3.5	4.76	0.8			VCMW160408FP		☆	★							
		2.7	4.76	1.2			VCMW160412FP			★							



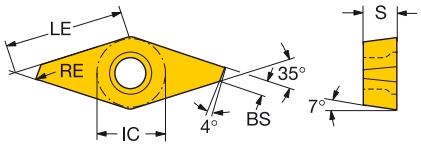

		LE	S	RE	BS	ISO CODE	P		M			K	N	S		
							1125	5015	1105	1115	1125	5015	1125	1105	1115	1125
Nabewerken	11	11.1	3.18	0.0	1.4	VCEX 11 03 00L-F	☆	★	☆		★	☆	★	★		☆
		11.1	3.18	0.0	1.4	VCEX 11 03 00R-F	☆	★	☆	★	★	☆	★	★	☆	☆
		11.0	3.18	0.1	1.2	VCEX 11 03 01L-F	☆	★	☆	★	★	☆	★	★	☆	☆
		11.0	3.18	0.1	1.2	VCEX 11 03 01R-F	☆	★	☆	★	★	☆	★	★	☆	☆

A58 A88 A278 A294 H36 H35 H6 H3

CoroTurn® 107 voor uitwendig bewerken

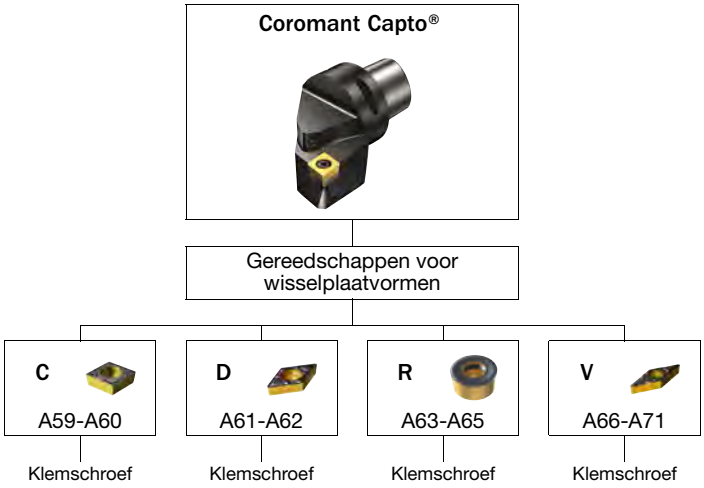

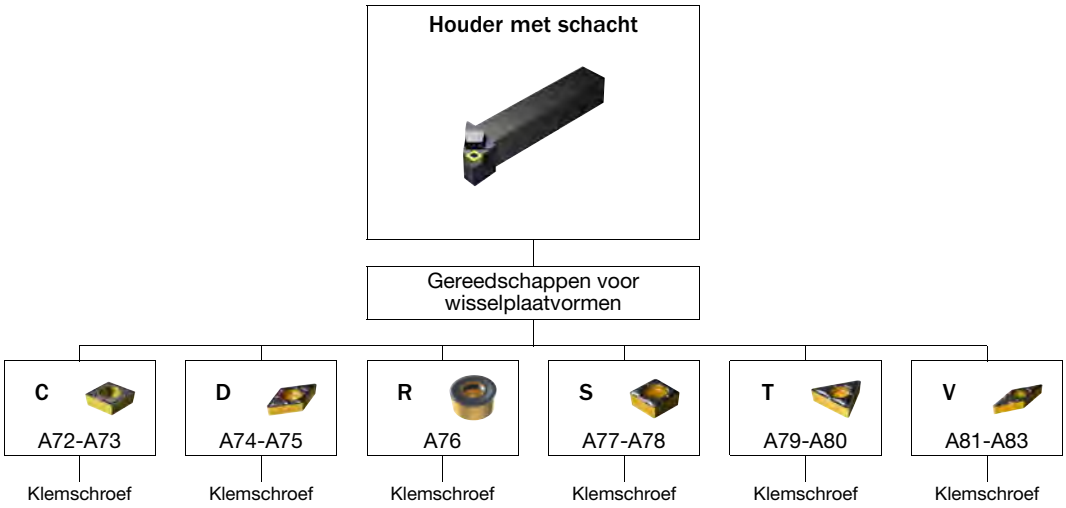



CoroTurn® 107 snij-unit voor draaien

Schroefbevestiging

Coromant Capto® - Precisie koelmiddeltoevoer





CCMT, CCGT
CCGX, CCET

CCMW

KAPR 95.0°

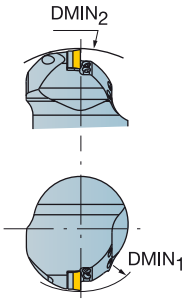

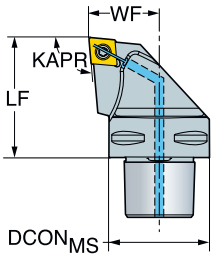

		CZC$_{MS}$	DMIN$_1$	DMIN$_2$	CNSC	Bestelnummer	Afmetingen, mm DCON$_{MS}$	LF	WF	BAR	NM	KG	MIID
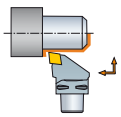	09	C3	265.0	700.0	3	**C3-SCLCR/L-22040-09C**	32.0	40.0	22.0	150	3.0	0.20	CCMT 09 T3 08
		C4	272.0	600.0	3	**C4-SCLCR/L-27050-09C**	40.0	50.0	27.0	150	3.0	0.43	CCMT 09 T3 08
	12	C4	210.0	600.0	3	**C4-SCLCR/L-27050-12C**	40.0	50.0	27.0	150	3.0	0.44	CCMT 12 04 08
		C5	204.0	550.0	3	**C5-SCLCR/L-35060-12C**	50.0	60.0	35.0	150	3.0	0.77	CCMT 12 04 08
		C6	208.0	800.0	3	**C6-SCLCR/L-45065-12C**	63.0	65.0	45.0	150	3.0	1.34	CCMT 12 04 08

N = Neutraal, R = Rechts, L = Links

	Reserve onderdelen					
MIID	Wisselplaat-schroef	Onderlegplaat schroef	Onderlegplaat	Bottom plug M4	Koelvloeistof spuitmond	Bits insert screw
CCMT 09	5513 020-01	5512 090-01	5322 232-01	3213 010-256	5691 026-03	5680 084-15
CCMT 12	5513 020-18	5512 090-03	5322 232-02	3213 010-256	5691 026-03	5680 084-15

Ga voor de complete lijst van reserveonderdelen naar www.sandvik.coromant.com

A40 F2 E1 G1 H36 H10 H5

CoroTurn® 107 snij-unit voor draaien

Schroefbevestiging

Coromant Capto® - inwendige koelmiddeltoevoer





CCMT, CCGT
CCGX, CCET

CCMW

KAPR

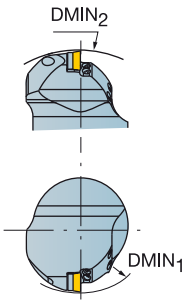

Cx-SCLCR/L
95.0°

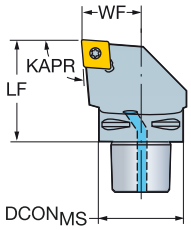

Cx-SCMCN (M-T)
95.0°

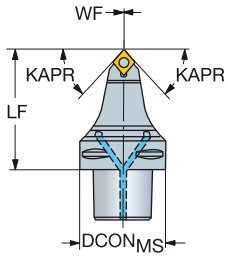

		CZC$_{MS}$	DMIN$_1$	DMIN$_2$	CNSC	Bestelnummer	Afmetingen, mm DCON$_{MS}$	LF	WF	BAR	NM	KG	MIID
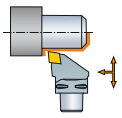	09	C3	130.0	116.0	3	**C3-SCLCR/L-22040-09**	32.0	40.0	22.0	10	3.0	0.24	CCMT 09 T3 08
		C4	130.0	140.0	3	**C4-SCLCR/L-27050-09**	40.0	50.0	27.0	10	3.0	0.46	CCMT 09 T3 08
		C5	130.0	165.0	3	**C5-SCLCR/L-35060-09**	50.0	60.0	35.0	10	3.0	0.87	CCMT 09 T3 08
		C6	130.0	190.0	3	**C6-SCLCR/L-45065-09**	63.0	65.0	45.0	10	3.0	1.50	CCMT 09 T3 08
	12	C3	125.0	116.0	3	**C3-SCLCR/L-22040-12**	32.0	40.0	22.0	10	3.0	0.24	CCMT 12 04 08
		C4	125.0	140.0	3	**C4-SCLCR/L-27050-12**	40.0	50.0	27.0	10	3.0	0.45	CCMT 12 04 08
		C5	125.0	165.0	3	**C5-SCLCR/L-35060-12**	50.0	60.0	35.0	10	3.0	0.85	CCMT 12 04 08
		C6	125.0	190.0	3	**C6-SCLCR/L-45065-12**	63.0	65.0	45.0	10	3.0	1.49	CCMT 12 04 08

		CZC$_{MS}$	CNSC	Bestelnummer	Afmetingen, mm DCON$_{MS}$	LF	WF	BAR	NM	KG	MIID
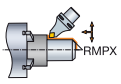	12	C6	3	**C6-SCMCN-00090-12**	63.0	90.0	0.0	10	3.0	1.35	CCMT 12 04 08

N = Neutraal, R = Rechts, L = Links

	Reserve onderdelen			
Bestelnummer	Schroef	Onderlegplaat	Onderlegplaat schroef	Spuitmond
C3-SCLCR/L-22040-09	5513 020-01	5322 232-01	5512 090-01	5691 034-01
C4-SCLCR/L-27050-09	5513 020-01	5322 232-01	5512 090-01	5691 034-01
C5-SCLCR/L-35060-09	5513 020-01	5322 232-01	5512 090-01	5691 034-02
C6-SCLCR/L-45065-09	5513 020-01	5322 232-01	5512 090-01	5691 034-02
C3-SCLCR/L-22040-12	5513 020-18	5322 232-02	5512 090-03	5691 034-01
C4-SCLCR/L-27050-12	5513 020-18	5322 232-02	5512 090-03	5691 034-01
C5-SCLCR/L-35060-12	5513 020-18	5322 232-02	5512 090-03	5691 034-02
C6-SCLCR/L-45065-12	5513 020-18	5322 232-02	5512 090-03	5691 034-02
C6-SCMCN-00090-12	5513 020-18	5322 232-02	5512 090-03	5691 045-01

Ga voor de complete lijst van reserveonderdelen naar www.sandvik.coromant.com

A40 F2 E1 G1 H36 H10 H5

CoroTurn® 107 snij-unit voor draaien

Schroefbevestiging

Coromant Capto® - Precisie koelmiddeltoevoer





CCMT, CCGT
CCGX, CCET

CCMW

KAPR 93.0°

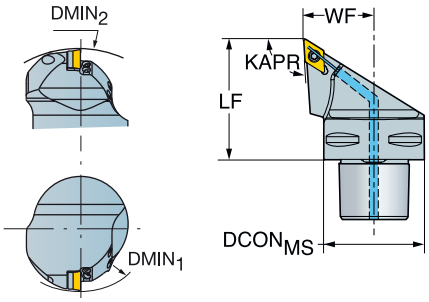

								Afmetingen, mm						
		CZC_{MS}	$DMIN_1$	$DMIN_2$	RMPX	CNSC	**Bestelnummer**	$DCON_{MS}$	LF	WF	BAR	NM	KG	MIID
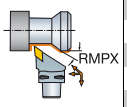	11	C3	244.0	135.0	27°	3	**C3-SDJCR/L-22040-11C**	32.0	40.0	22.0	150	3.0	0.19	DCMT 11 T3 08
		C4	246.0	140.0	27°	3	**C4-SDJCR/L-27050-11C**	40.0	50.0	27.0	150	3.0	0.38	DCMT 11 T3 08
		C5	250.0	165.0	27°	3	**C5-SDJCR/L-35060-11C**	50.0	60.0	35.0	150	3.0	0.70	DCMT 11 T3 08
		C6	250.0	190.0	27°	3	**C6-SDJCR/L-45065-11C**	63.0	65.0	45.0	150	3.0	1.19	DCMT 11 T3 08

R = Rechts, L = Links

Reserve onderdelen					
Wisselplaat-schroef	Onderlegplaat schroef	Onderlegplaat	Bottom plug M4	Koelvloeistof spuitmond	Bits insert screw
5513 020-01	5512 090-01	5322 263-01	3213 010-256	5691 026-03	5680 084-15

Ga voor de complete lijst van reserveonderdelen naar www.sandvik.coromant.com

CoroTurn® 107 snij-unit voor draaien

Schroefbevestiging

Coromant Capto® - inwendige koelmiddeltoevoer





DCMT, DCMX
DCGT, DCGX, DCET

DCMW

KAPR

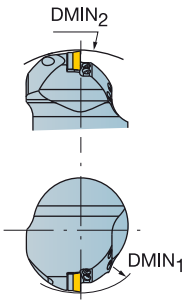

Cx-SDJCR/L
93.0°

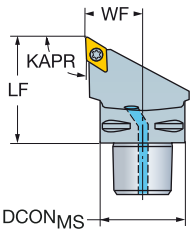

Cx-SDNCN
62.5°

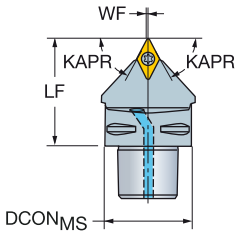

		CZC$_{MS}$	DMIN$_1$	DMIN$_2$	RMPX	CNSC	Bestelnummer	Afmetingen, mm DCON$_{MS}$	LF	WF	BAR	NM	KG	MIID
	07	C3	70.0	116.0	27°	3	C3-SDJCR-22040-07	32.0	40.0	22.0	10	0.9	0.21	DCMT 07 02 04
		C4	70.0	140.0	27°	3	C4-SDJCR-27050-07	40.0	50.0	27.0	10	0.9	0.26	DCMT 07 02 04
	11	C3		116.0	57°	3	C3-SDNCN-00040-11	32.0	40.0	0.5	10	3.0	0.20	DCMT 11 T3 08
		C4		140.0	57°	3	C4-SDNCN-00050-11	40.0	50.0	0.5	10	3.0	0.38	DCMT 11 T3 08
		C5		165.0	57°	3	C5-SDNCN-00060-11	50.0	60.0	0.5	10	3.0	0.66	DCMT 11 T3 08

N = Neutraal, R = Rechts, L = Links

		Reserve onderdelen			
	CZC$_{MS}$	Schroef	Onderlegplaat	Onderlegplaat schroef	Spuitmond
07	C3-C4	5513 020-03			5691 034-01
11	C3-C4	5513 020-01	5322 263-01	5512 090-01	5691 034-01
11	C5-C6	5513 020-01	5322 263-01	5512 090-01	5691 034-02

Ga voor de complete lijst van reserveonderdelen naar www.sandvik.coromant.com

A40 F2 E1 G1 H36 H10 H5

SANDVIK Coromant

CoroTurn® 107 snij-unit voor draaien

Schroefbevestiging

Coromant Capto® - Precisie koelmiddeltoevoer





RCMT
RCGX-AL

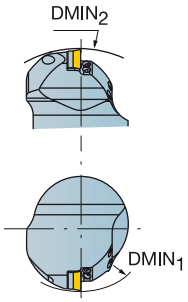

Cx-SRSCR/L..HP

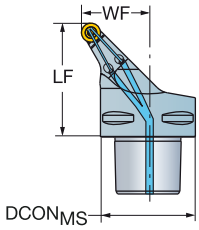

Cx-SRDCN..HPA

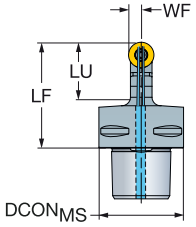

									Afmetingen, mm						
		CZC$_{MS}$	DMIN$_1$	DMIN$_2$	LU	RMPX	CNSC	**Bestelnummer**	DCON$_{MS}$	LF	WF	BAR	NM	KG	MIID
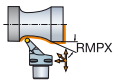	10	C5	130.0	270.0		45°	3	**C5-SRSCR/L-35060-10HP**	50	60.0	35.0	150	3.0	0.70	RCMT 10 T3 M0
		C6	140.0	300.0		45°	3	**C6-SRSCR/L-45065-10HP**	63	65.0	45.0	150	3.0	1.22	RCMT 10 T3 M0
	12	C5	130.0	270.0		45°	3	**C5-SRSCR/L-35060-12HP**	50	60.0	35.0	150	3.0	0.70	RCMT 12 04 M0
		C5	150.0	165.0		45°	3	**C5-SRSCR/L-35060-12HPA**	50	60.0	35.0	150	3.0	0.70	RCMT 12 04 M0
		C6	120.0	195.0		27°	3	**C6-SRSCR/L-45065-12HP**	63	65.0	45.0	150	3.0	1.37	RCMT 12 04 M0
		C6	150.0	190.0		27°	3	**C6-SRSCR/L-45065-12HPA**	63	65.0	45.0	150	3.0	1.25	RCMT 12 04 M0
	16	C5	175.0	165.0		45°	3	**C5-SRSCR/L-35060-16HPA**	50	60.0	35.0	150	6.4	0.70	RCMT 16 06 M0
		C6	175.0	190.0		27°	3	**C6-SRSCR/L-45065-16HPA**	63	65.0	45.0	150	6.4	1.25	RCMT 16 06 M0
	10	C5		165.0	25.0	90°	3	**C5-SRDCN00060-10AHPA**	50	60.0	5.0	150	3.0	0.70	RCMT 10 T3 M0
	12	C4		140.0	28.0	90°	3	**C4-SRDCN00050-12AHPA**	40	50.0	6.0	150	3.0	0.34	RCMT 12 04 M0
		C5		165.0	28.0	90°	3	**C5-SRDCN00060-12AHPA**	50	60.0	6.0	150	3.0	0.63	RCMT 12 04 M0
		C6		190.0	28.0	90°	3	**C6-SRDCN00065-12AHPA**	63	65.0	6.0	150	3.0	1.05	RCMT 12 04 M0
		C6		190.0	28.0	90°	3	**C6-SRDCN-00065-12HP**	63	65.0	6.0	150	3.0	1.13	RCMT 12 04 M0
	16	C6		190.0	35.0	90°	3	**C6-SRDCN00065-16AHPA**	63	65.0	8.0	150	6.4	1.04	RCMT 16 06 M0

N = Neutraal, R = Rechts, L = Links

	Reserve onderdelen			
Bestelnummer	Wisselplaat-schroef	Onderlegplaat	Onderlegplaat schroef	Spuitmond
C5-SRDCN00060-10AHPA	5513 020-10	5322 110-01	5512 090-01	5691 026-13
C5-SRSCR/L-35060-10HP	5513 020-10	5322 110-01	5512 090-01	5691 026-03
C6-SRSCR/L-45065-10HP	5513 020-10	5322 110-01	5512 090-01	5691 026-03
C4-SRDCN00050-12AHPA	5513 020-01	5322 110-02	5512 090-01	5691 026-13
C5-SRDCN00060-12AHPA	5513 020-01	5322 110-02	5512 090-01	5691 026-13
C5-SRSCR/L-35060-12HP	5513 020-01	5322 110-02	5512 090-01	5691 026-03
C5-SRSCR/L-35060-12HPA	5513 020-01	5322 110-02	5512 090-01	5691 026-03
C6-SRDCN00065-12AHPA	5513 020-01	5322 110-02	5512 090-01	5691 026-13
C6-SRDCN-00065-12HP	5513 020-01	5322 110-02	5512 090-01	5691 026-03
C6-SRSCR/L-45065-12HP	5513 020-01	5322 110-02	5512 090-01	5691 026-03
C6-SRSCR/L-45065-12HPA	5513 020-01	5322 110-02	5512 090-01	5691 026-03
C5-SRSCR/L-35060-16HPA	5513 020-26	5322 110-03	5512 090-06	5691 026-03
C6-SRDCN00065-16AHPA	5513 020-26	5322 110-03	5512 090-06	5691 026-03
C6-SRSCR/L-45065-16HPA	5513 020-26	5322 110-03	5512 090-06	5691 026-03

Ga voor de complete lijst van reserveonderdelen naar www.sandvik.coromant.com


A40


F2


E1


G1



H36



H10



H5

CoroTurn® 107 snij-unit voor draaien

Schroefbevestiging

Coromant Capto® - inwendige koelmiddeltoevoer







RCMT
RCGX-AL

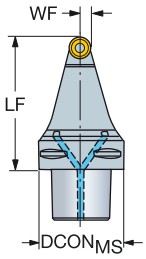

		CZC$_{MS}$	RMPX	CNSC	Bestelnummer	Afmetingen, mm DCON$_{MS}$	LF	WF	BAR	NM	KG	MIID
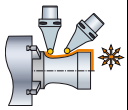	10	C6	90°	3	**C6-SRDCN-00100-10**	63.0	100.0	5.0	10	3.0	1.42	RCMT 10 T3 M0
	16	C6	90°	3	**C6-SRDCN-00100-16**	63.0	100.0	8.0	10	6.4	1.44	RCMT 16 06 M0

N = neutraal

		Reserve onderdelen			
	CZC$_{MS}$	Schroef	Onderlegplaat	Onderlegplaat schroef	Spuitmond
10	C6	5513 020-10	5322 110-01	5512 090-01	5691 045-01
16	C6	5513 020-26	5322 110-03	5512 090-06	5691 045-01

Ga voor de complete lijst van reserveonderdelen naar www.sandvik.coromant.com

A40 F2 E1 G1 H36 H10 H5

SANDVIK Coromant

CoroTurn® 107 snij-unit voor draaien

Schroefbevestiging

Coromant Capto® - inwendige koelmiddeltoevoer





RCMT
RCGX-AL

Cx-SRSCR/L

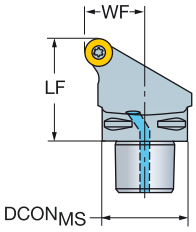

Cx-SRDCN

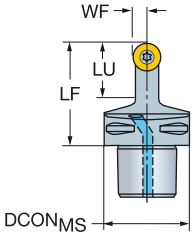

		CZCMS	LU	RMPX	CNSC	Bestelnummer	Afmetingen, mm DCONMS	LF	WF	BAR	NM	KG	MIID
	06	C4	12.0	90°	3	C4-SRDCN-00050-06A	40.0	50.0	3.0	10	0.9	0.40	RCMT 06 02 M0
		C5	12.0	90°	3	C5-SRDCN-00060-06A	50.0	60.0	3.0	10	0.9	0.71	RCMT 06 02 M0
	08	C4	16.0	90°	3	C4-SRDCN-00050-08A	40.0	50.0	4.0	10	1.4	0.36	RCMT 08 03 M0
		C5	16.0	90°	3	C5-SRDCN-00060-08A	50.0	60.0	4.0	10	1.4	0.59	RCMT 08 03 M0
	10	C4	25.0	90°	3	C4-SRDCN-00050-10A	40.0	50.0	5.0	10	3.0	0.33	RCMT 10 T3 M0
		C5	25.0	90°	3	C5-SRDCN-00060-10A	50.0	60.0	5.0	10	3.0	0.62	RCMT 10 T3 M0
		C6	25.0	90°	3	C6-SRDCN-00065-10A	63.0	65.0	5.0	10	3.0	1.00	RCMT 10 T3 M0
	12	C4	28.0	90°	3	C4-SRDCN-00050-12A	40.0	50.0	6.0	10	3.0	0.33	RCMT 12 04 M0
		C5	28.0	90°	3	C5-SRDCN-00060-12A	50.0	60.0	6.0	10	3.0	0.62	RCMT 12 04 M0
		C6	28.0	90°	3	C6-SRDCN-00065-12A	63.0	65.0	6.0	10	3.0	1.07	RCMT 12 04 M0
	16	C5	35.0	90°	3	C5-SRDCN-00060-16A	50.0	60.0	8.0	10	6.4	0.59	RCMT 16 06 M0
		C6	35.0	90°	3	C6-SRDCN-00065-16A	63.0	65.0	8.0	10	6.4	1.03	RCMT 16 06 M0
	20	C5	40.0	90°	3	C5-SRDCN-00060-20A	50.0	60.0	10.0	10	9.5	0.60	RCMT 20 06 M0
		C6	40.0	90°	3	C6-SRDCN-00065-20A	63.0	65.0	10.0	10	9.5	1.03	RCMT 20 06 M0
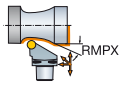	06	C4		27°	3	C4-SRSCR-27050-06	40.0	50.0	27.0	10	0.9	0.40	RCMT 06 02 M0
		C5		27°	3	C5-SRSCR/L-35060-06	50.0	60.0	35.0	10	0.9	0.72	RCMT 06 02 M0
	08	C4		27°	3	C4-SRSCR/L-27050-08	40.0	50.0	27.0	10	1.4	0.36	RCMT 08 03 M0
		C5		27°	3	C5-SRSCR/L-35060-08	50.0	60.0	35.0	10	1.4	0.70	RCMT 08 03 M0
	10	C3		27°	3	C3-SRSCR-22040-10	32.0	40.0	22.0	10	3.0	0.22	RCMT 10 T3 M0
		C4		27°	3	C4-SRSCR/L-27050-10	40.0	50.0	27.0	10	3.0	0.41	RCMT 10 T3 M0
		C5		27°	3	C5-SRSCR/L-35060-10	50.0	60.0	35.0	10	3.0	0.75	RCMT 10 T3 M0
		C6		27°	3	C6-SRSCR/L-45065-10	63.0	65.0	45.0	10	3.0	1.20	RCMT 10 T3 M0
	12	C4		27°	3	C4-SRSCR/L-27050-12	40.0	50.0	27.0	10	3.0	0.40	RCMT 12 04 M0
		C5		27°	3	C5-SRSCR/L-35060-12	50.0	60.0	35.0	10	3.0	0.75	RCMT 12 04 M0
		C6		27°	3	C6-SRSCR/L-45065-12	63.0	65.0	45.0	10	3.0	1.24	RCMT 12 04 M0
	16	C5		27°	3	C5-SRSCR/L-35060-16	50.0	60.0	35.0	10	6.4	0.70	RCMT 16 06 M0
		C6		27°	3	C6-SRSCR/L-45065-16	63.0	65.0	45.0	10	6.4	1.27	RCMT 16 06 M0
	20	C5		27°	3	C5-SRSCR/L-35060-20	50.0	60.0	35.0	10	9.5	0.86	RCMT 20 06 M0
		C6		27°	3	C6-SRSCR/L-45065-20	63.0	65.0	45.0	10	9.5	1.31	RCMT 20 06 M0

N = Neutraal, R = Rechts, L = Links

		Reserve onderdelen			
	CZCMS	Schroef	Onderlegplaat	Onderlegplaat schroef	Spuitmond
06	C4	5513 020-03			5691 034-01
06	C5	5513 020-03			5691 034-02
08	C4	5513 020-04			5691 034-01
08	C5	5513 020-04			5691 034-02
10	C3-C4	5513 020-10	5322 110-01	5512 090-01	5691 034-01
10	C5-C6	5513 020-10	5322 110-01	5512 090-01	5691 034-02
12	C4	5513 020-01	5322 110-02	5512 090-01	5691 034-01
12	C5-C6	5513 020-01	5322 110-02	5512 090-01	5691 034-02
16	C5-C6	5513 020-26	5322 110-03	5512 090-06	5691 034-02
20	C5-C6	5513 020-14	5322 110-04	5512 090-08	5691 034-02

Ga voor de complete lijst van reserveonderdelen naar www.sandvik.coromant.com


A40


F2


E1


G1



H36



H10



H5

CoroTurn® 107 snij-unit voor draaien

Schroefbevestiging

Coromant Capto® - Precisie koelmiddeltoevoer





KAPR 93.0°

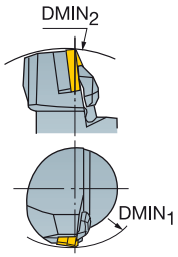

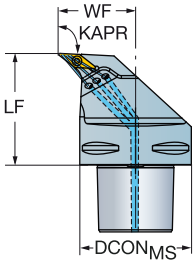

VBMT, VBGT
VCGX, VCEX,
VCGT, VCET

VBMW, VCMW

		CZC$_{MS}$	DMIN$_1$	RMPX	CNSC	Bestelnummer	Afmetingen, mm DCON$_{MS}$	LF	WF	BAR	NM	KG	MIID
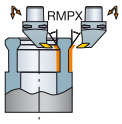	16	C6	85.0	50°	3	**C6-SVUBR/L-45065-16HP**	63.0	65.0	45.0	150	3.0	1.41	VBMT 16 04 08
		C8	100.0	50°	3	**C8-SVUBR/L-55080-16HP**	80.0	80.0	55.0	150	3.0	2.79	VBMT 16 04 08

R = Rechts, L = Links

	Reserve onderdelen			
Bestelnummer	Wisselplaat-schroef	Onderlegplaat	Onderlegplaat schroef	Spuitmond
C3-SVJBR/L2204011HPAB1	5513 020-03			5691 026-03
C4-SVJBR/L2705011HPAB1	5513 020-03			5691 026-03
C4-SVJBR/L-27050-16HP	5513 020-01	5322 270-01	5512 090-01	5691 026-13
C4-SVJBR/L-27050-16HPA	5513 020-01	5322 270-01	5512 090-01	5691 026-03
C5-SVJBR/L-35060-16HP	5513 020-01	5322 270-01	5512 090-01	5691 026-13
C5-SVJBR/L-35060-16HPA	5513 020-01	5322 270-01	5512 090-01	5691 026-03
C6-SVJBR/L-45065-16HP	5513 020-01	5322 270-01	5512 090-01	5691 026-13
C6-SVJBR/L-45065-16HPA	5513 020-01	5322 270-01	5512 090-01	5691 026-03
C6-SVUBR/L-45065-16HP	5513 020-01	5322 270-01	5512 090-01	5691 026-03
C8-SVJBR/L-55080-16HP	5513 020-01	5322 270-01	5512 090-01	5691 026-13
C8-SVUBR/L-55080-16HP	5513 020-01	5322 270-01	5512 090-01	5691 026-03

Ga voor de complete lijst van reserveonderdelen naar www.sandvik.coromant.com

CoroTurn® 107 snij-unit voor draaien

Schroefbevestiging

Coromant Capto® - Precisie koelmiddeltoevoer



KAPR 93.0°

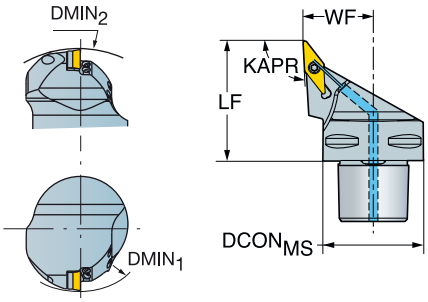



VBMT, VBGT
VCGX, VCEX,
VCGT, VCET

VBMW, VCMW

		CZC$_{MS}$	DMIN$_1$	DMIN$_2$	RMPX	CNSC	Bestelnummer	Afmetingen, mm DCON$_{MS}$	LF	WF	BAR	NM	KG	MIID
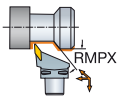	11	C3	368.0	116.0	50°	3	C3-SVJBR/L-2204011B1C	32.0	40.0	22.0	150	0.9	0.18	VBMT 11 03 04
		C4	434.0	140.0	50°	3	C4-SVJBL-2705011B1C	40.0	50.0	27.0	150	0.9	0.36	VBMT 11 03 04
		C4	434.0	140.0	50°	3	C4-SVJBR-2705011B1C	40.0	50.0	27.0	150	3.0	0.36	VBMT 11 03 04
	16	C4	270.0	140.0	50°	3	C4-SVJBR/L-27050-16C	40.0	50.0	27.0	150	3.0	0.33	VBMT 16 04 08
		C5	270.0	165.0	50°	3	C5-SVJBR/L-35060-16C	50.0	60.0	35.0	150	3.0	0.63	VBMT 16 04 08
		C6	270.0	190.0	50°	3	C6-SVJBR/L-45065-16C	63.0	65.0	45.0	150	3.0	1.14	VBMT 16 04 08
		C8	272.0	248.0	50°	3	C8-SVJBR/L-55080-16C	80.0	80.0	55.0	150	3.0	2.40	VBMT 16 04 08

N = Neutraal, R = Rechts, L = Links

	Reserve onderdelen					
MIID	Wisselplaat-schroef	Onderlegplaat schroef	Onderlegplaat	Bottom plug M4	Koelvloeistof spuitmond	Bits insert screw
VBMT 11	5513 020-03	-	-	3213 010-256	5691 026-03	5680 084-15
VBMT 16	5513 020-01	5512 090-01	5322 270-01	3213 010-256	5691 026-03	5680 084-15

Ga voor de complete lijst van reserveonderdelen naar www.sandvik.coromant.com

A40 F2 E1 G1 H36 H10 H5

CoroTurn® 107 snij-unit voor draaien

Schroefbevestiging

Coromant Capto® - Precisie koelmiddeltoevoer



KAPR

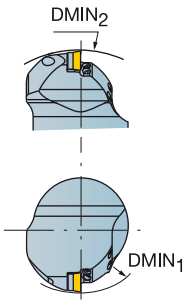

Cx-SVVBN..C
72.5°

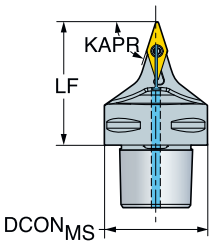

Cx-SVHBR/L..C
107.5°

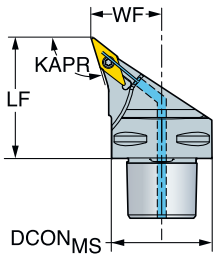



VBMT, VBGT
VCGX, VCEX,
VCGT, VCET

VBMW, VCMW

			Afmetingen, mm										
										BAR	NM	KG	
		CZC$_{MS}$	DMIN$_1$	DMIN$_2$	RMPX	CNSC	**Bestelnummer**	DCON$_{MS}$	LF	WF				MIID
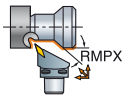	16	C4	124.0	140.0	35°	3	**C4-SVHBR/L-27050-16C**	40.0	50.0	27.0	150	3.0	0.35	VBMT 16 04 08
		C5	124.0	165.0	35°	3	**C5-SVHBR/L-35060-16C**	50.0	60.0	35.0	150	3.0	0.63	VBMT 16 04 08
		C6	134.0	190.0	35°	3	**C6-SVHBR/L-45065-16C**	63.0	65.0	45.0	150	3.0	1.14	VBMT 16 04 08
		C5		165.0	70°	3	**C4-SVVBN-00055-16C**	50.0	60.0	0.6	150	3.0	0.31	VBMT 16 04 08
		C5		165.0	70°	3	**C5-SVVBN-00060-16C**	50.0	60.0	0.6	150	3.0	0.55	VBMT 16 04 08
		C6		190.0	70°	3	**C6-SVVBN-00065-16C**	63.0	65.0	0.6	150	3.0	0.97	VBMT 16 04 08

N = Neutraal, R = Rechts, L = Links

Reserve onderdelen					
Wisselplaat-schroef	Onderlegplaat schroef	Onderlegplaat	Bottom plug M4	Koelvloeistof spuitmond	Bits insert screw
5513 020-01	5512 090-01	5322 270-01	3213 010-256	5691 026-03	5680 084-15

Ga voor de complete lijst van reserveonderdelen naar www.sandvik.coromant.com

A40 F2 E1 G1 H36 H10 H5

SANDVIK Coromant

CoroTurn® 107 snij-unit voor draaien

Schroefbevestiging

Coromant Capto® - Precisie koelmiddeltoevoer





KAPR 95.0°

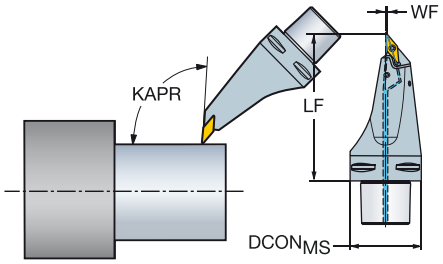

VBMT, VBGT
VCGX, VCEX,
VCGT, VCET

VBMW, VCMW

		CZC$_{MS}$	RMPX	CNSC	Bestelnummer	DCON$_{MS}$	LF	WF	BAR	NM	KG	MIID
	16	C6	45°	3	**C6-SVMBR/L-00130-16HP**	63.0	130.0	1.2	150	3.0	1.96	VBMT 16 04 08

Afmetingen, mm

R = Rechts, L = Links

Reserve onderdelen			
Wisselplaat-schroef	Onderlegplaat	Onderlegplaat schroef	Spuitmond
5513 020-01	5322 270-01	5512 090-01	5691 026-03

Ga voor de complete lijst van reserveonderdelen naar www.sandvik.coromant.com

A40 F2 E1 G1 H36 H10 H5

CoroTurn® 107 snij-unit voor draaien

Schroefbevestiging

Coromant Capto® - inwendige koelmiddeltoevoer



KAPR

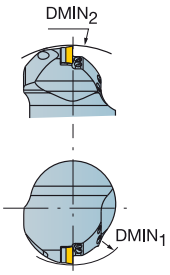

Cx-SVHBR/L
107.5°

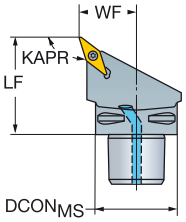

Cx-SVJBR/L
93.0°

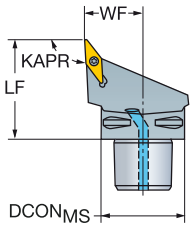

Cx-SVVBN
72.5°

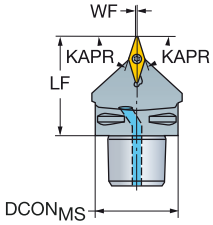



VBMT, VBGT
VCGX, VCEX,
VCGT, VCET

VBMW, VCMW

			Afmetingen, mm									
		CZC$_{MS}$	DMIN$_1$	DMIN$_2$	RMPX	CNSC	Bestelnummer	DCON$_{MS}$	LF	WF	BAR	NM	KG	MIID
	11	C3			35°	3	C3-SVHBR/L-22040-11	32.0	40.0	22.0	10	0.9	0.20	VBMT 11 02 04
		C3	55.0	116.0	35°	3	C3-SVHBR/L-22040-11-B1	32.0	40.0	22.0	10	0.9	0.20	VBMT 11 03 04
		C4			35°	3	C4-SVHBR/L-27050-11	40.0	50.0	27.0	10	0.9	0.40	VBMT 11 02 04
		C4	55.0	140.0	35°	3	C4-SVHBR/L-27050-11-B1	40.0	50.0	27.0	10	0.9	0.40	VBMT 11 03 04
		C5			35°	3	C5-SVHBR/L-35060-11	50.0	60.0	35.0	10	0.9	0.74	VBMT 11 02 04
	16	C4	95.0	140.0	35°	3	C4-SVHBR/L-27050-16	40.0	50.0	27.0	10	3.0	0.38	VBMT 16 04 08
		C5	95.0	165.0	35°	3	C5-SVHBR/L-35060-16	50.0	60.0	35.0	10	3.0	0.64	VBMT 16 04 08
		C6	95.0	190.0	35°	3	C6-SVHBR/L-45065-16	63.0	65.0	45.0	10	3.0	1.12	VBMT 16 04 08
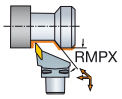	11	C3			50°	3	C3-SVJBR/L-22040-11	32.0	40.0	22.0	10	0.9	0.19	VBMT 11 02 04
		C3	105.0	116.0	50°	3	C3-SVJBR/L-22040-11-B1	32.0	40.0	22.0	10	0.9	0.20	VBMT 11 03 04
		C4			50°	3	C4-SVJBR/L-27050-11	40.0	50.0	27.0	10	0.9	0.38	VBMT 11 02 04
		C4	105.0	140.0	50°	3	C4-SVJBR/L-27050-11-B1	40.0	50.0	27.0	10	0.9	0.38	VBMT 11 03 04
		C5			50°	3	C5-SVJBR/L-35060-11	50.0	60.0	35.0	10	0.9	0.74	VBMT 11 02 04
	16	C4	155.0	140.0	50°	3	C4-SVJBR/L-27050-16	40.0	50.0	27.0	10	3.0	0.35	VBMT 16 04 08
		C5	155.0	165.0	50°	3	C5-SVJBR/L-35060-16	50.0	60.0	35.0	10	3.0	0.70	VBMT 16 04 08
		C6	155.0	190.0	50°	3	C6-SVJBR/L-45065-16	63.0	65.0	45.0	10	3.0	1.11	VBMT 16 04 08
	11	C3		116.0	70°	3	C3-SVVBN-00040-11-B1	32.0	40.0	0.3	10	0.9	0.18	VBMT 11 03 04
	16	C4		140.0	70°	3	C4-SVVBN-00050-16	40.0	50.0	0.6	10	3.0	0.36	VBMT 16 04 08
		C5		165.0	70°	3	C5-SVVBN-00060-16	50.0	60.0	0.6	10	3.0	0.56	VBMT 16 04 08
		C6		190.0	70°	3	C6-SVVBN-00065-16	63.0	65.0	0.6	10	3.0	1.00	VBMT 16 04 08

B1 = Voor wisselplaten met dikte 03 = 3.18 mm.

N = Neutraal, R = Rechts, L = Links

		Reserve onderdelen			
	CZC$_{MS}$	Schroef	Onderlegplaat	Onderlegplaat schroef	Spuitmond
11	C3-C4	5513 020-03			5691 034-01
11	C5	5513 020-03			5691 034-02
16	C4	5513 020-01	5322 270-01	5512 090-01	5691 034-01
16	C5-C6	5513 020-01	5322 270-01	5512 090-01	5691 034-02

Ga voor de complete lijst van reserveonderdelen naar www.sandvik.coromant.com

A40 F2 E1 G1 H36 H10 H5

CoroTurn® 107 snij-unit voor draaien

Schroefbevestiging

Coromant Capto® - inwendige koelmiddeltoevoer





VBMT, VBGT
VCGX,
VCGT, VCET

VBMW, VCMW

KAPR 95.0°

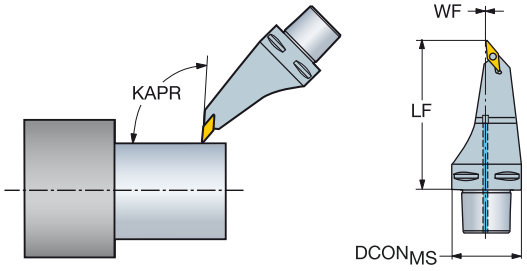

		CZC$_{MS}$	RMPX	CNSC	Bestelnummer	Afmetingen, mm DCON$_{MS}$	LF	WF	BAR	NM	KG	MIID
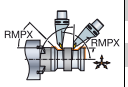	16	C5	45°	3	**C5-SVMBL-00115-16**	50.0	115.0	1.2	10	3.0	1.00	VBMT 16 04 08
		C6	45°	3	**C6-SVMBL-00130-16**	63.0	130.0	1.2	10	3.0	1.77	VBMT 16 04 08
		C6	47°	3	**C6-SVMBL-33120-16A**	63.0	120.0	32.9	10	3.0	1.96	VBMT 16 04 08

L = links

Reserve onderdelen			
Schroef	Onderlegplaat	Onderlegplaat schroef	Spuitmond
5513 020-01	5322 270-01	5512 090-01	5691 034-03

Ga voor de complete lijst van reserveonderdelen naar www.sandvik.coromant.com

CoroTurn® 107 schachtgereedschap voor draaien

Schroefbevestiging

Precisie koelmiddeltoevoer





CCMT

KAPR

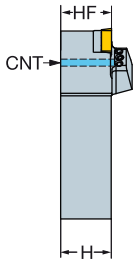

95.0°

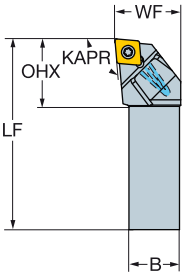

						Afmetingen, mm									
		CZC_{MS}	OHX	CNSC	Bestelnummer	B	H	LF	WF	HF	CNT	BAR	NM	KG	MIID
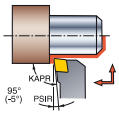	09	16 x 16	26.5	1	SCLCR/L 1616H 09HP	16.0	16.0	100.0	20.0	16.0	G 1/8-28	275	3.0	0.24	CCMT 09 T3 08

R = Rechts, L = Links

Reserve onderdelen			
Schroef	Onderlegplaat	Onderlegplaat schroef	Spuitmond
5513 020-01	5322 232-01	5512 090-01	5691 026-13

Ga voor de complete lijst van reserveonderdelen naar www.sandvik.coromant.com

A40 F2 E1 G1 H36 H10 H5

CoroTurn® 107 schachtgereedschap voor draaien

Schroefbevestiging





CCMT, CCGT
CCGX, CCET

CCMW

KAPR

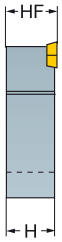

SCACR/L-S
90.0°

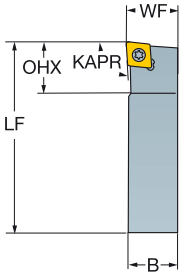

SCLCR/L
95.0°

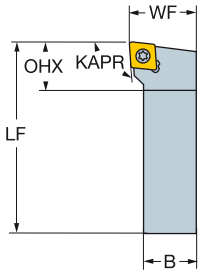

SCLCR/L-S
95.0°

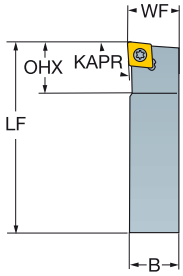

		CZC$_{MS}$	OHX	Bestelnummer	Afmetingen, mm B	H	LF	WF	HF	NM	KG	MIID
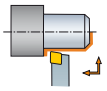	09	16 x 16	16.0	**SCACR/L 1616K 09-S**	16.0	16.0	125.0	16.0	16.0	3.0	0.28	CCMT 09 T3 08
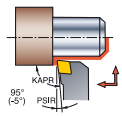	09	16 x 16	16.8	**SCLCR/L 1616H 09**	16.0	16.0	100.0	20.0	16.0	3.0	0.23	CCMT 09 T3 08
		20 x 20	17.8	**SCLCR/L 2020K 09**	20.0	20.0	125.0	25.0	20.0	3.0	0.42	CCMT 09 T3 08
	12	20 x 20	21.7	**SCLCR/L 2020K 12**	20.0	20.0	125.0	25.0	20.0	3.0	0.43	CCMT 12 04 08
		25 x 25	23.7	**SCLCR/L 2525M 12**	25.0	25.0	150.0	32.0	25.0	3.0	0.80	CCMT 12 04 08
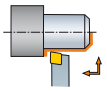	06	16 x 16	16.0	**SCLCR/L 1616K 06-S**	16.0	16.0	125.0	16.0	16.0	0.9	0.27	CCMT 06 02 04
	09	16 x 16	16.0	**SCLCR/L 1616K 09-S**	16.0	16.0	125.0	16.0	16.0	3.0	0.27	CCMT 09 T3 08

R = Rechts, L = Links

	Reserve onderdelen		
Bestelnummer	Schroef	Onderlegplaat	Onderlegplaat schroef
SCLCR/L 1616K 06-S	5513 020-03		
SCACR/L 1616K 09-S	5513 020-09		
SCLCR/L 1616H 09	5513 020-01	5322 232-01	5512 090-01
SCLCR/L 1616K 09-S	5513 020-09		
SCLCR/L 2020K 09	5513 020-01	5322 232-01	5512 090-01
SCLCR/L 2020K 12	5513 020-18	5322 232-02	5512 090-03
SCLCR/L 2525M 12	5513 020-18	5322 232-02	5512 090-03

Ga voor de complete lijst van reserveonderdelen naar www.sandvik.coromant.com


A40


F2


E1



H36



H10

CoroTurn® 107 schachtgereedschap voor draaien

Schroefbevestiging

Precisie koelmiddeltoevoer





KAPR

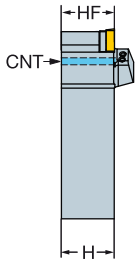

93.0°

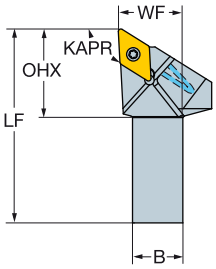

DCMT, DCMX
DCGT, DCGX, DCET

DCMW

							Afmetingen, mm									
		CZC_{MS}	RMPX	OHX	CNSC	Bestelnummer	B	H	LF	WF	HF	CNT	BAR	NM	KG	MIID
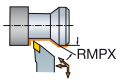	11	16 x 16	27°	28.0	1	**SDJCR/L 1616H 11HP**	16.0	16.0	100.0	20.0	16.0	G 1/8-28	275	3.0	0.24	DCMT 11 T3 08
		32 x 25	27°	28.0	1	**SDJCR/L 3225P 11HP**	25.0	32.0	170.0	32.0	32.0	G 1/8-28	275	3.0	1.06	DCMT 11 T3 08

R = Rechts, L = Links

Reserve onderdelen			
Schroef	Onderlegplaat	Onderlegplaat schroef	Spuitmond
5513 020-01	5322 263-01	5512 090-01	5691 026-13

Ga voor de complete lijst van reserveonderdelen naar www.sandvik.coromant.com

A40 F2 E1 G1 H36 H10 H5

SANDVIK Coromant

CoroTurn® 107 schachtgereedschap voor draaien

Schroefbevestiging



KAPR



SDJCR/L
93.0°

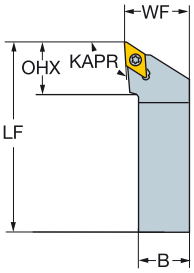

SDJCR/L-S
93.0°

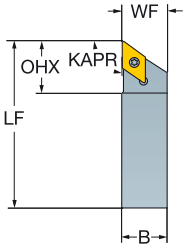

SDNCN
62.5°

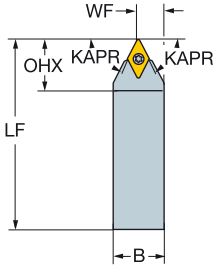

DCMT, DCMX
DCGT, DCGX, DCET

DCMW

						Afmetingen, mm							
		CZC_{MS}	RMPX	OHX	Bestelnummer	B	H	LF	WF	HF	NM	KG	MIID
	07	10 x 10	27°	15.7	SDJCR/L 1010E 07	10.0	10.0	70.0	12.0	10.0	0.9	0.04	DCMT 07 02 04
		16 x 16	27°	16.0	SDJCR/L 1616H 07	16.0	16.0	100.0	20.0	16.0	0.9	0.21	DCMT 07 02 04
		20 x 20	27°	17.4	SDJCR/L 2020K 07	20.0	20.0	125.0	25.0	20.0	0.9	0.40	DCMT 07 02 04
	11	16 x 16	27°	20.3	SDJCR/L 1616H 11	16.0	16.0	100.0	20.0	16.0	3.0	0.22	DCMT 11 T3 08
		16 x 16	27°	20.0	SDJCR/L 1616K 11-S	16.0	16.0	125.0	16.0	16.0	3.0	0.27	DCMT 11 T3 08
		20 x 20	27°	21.9	SDJCR/L 2020K 11	20.0	20.0	125.0	25.0	20.0	3.0	0.42	DCMT 11 T3 08
		25 x 25	27°	24.4	SDJCR/L 2525M 11	25.0	25.0	150.0	32.0	25.0	3.0	0.75	DCMT 11 T3 08
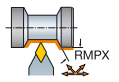	07	10 x 10	57°	14.5	SDNCN 1010E 07	10.0	10.0	70.0	5.2	10.0	0.9	0.06	DCMT 07 02 04
	11	16 x 16	57°	21.9	SDNCN 1616H 11	16.0	16.0	100.0	8.5	16.0	3.0	0.20	DCMT 11 T3 08
		20 x 20	57°	21.9	SDNCN 2020K 11	20.0	20.0	125.0	10.5	20.0	3.0	0.40	DCMT 11 T3 08
		25 x 25	57°	22.2	SDNCN 2525M 11	25.0	25.0	150.0	13.0	25.0	3.0	0.71	DCMT 11 T3 08

N = Neutraal, R = Rechts, L = Links

	Reserve onderdelen		
Bestelnummer	Schroef	Onderlegplaat	Onderlegplaat schroef
SDJCR/L 1010E 07	5513 020-03		
SDNCN 1010E 07	5513 020-03		
SDJCR/L 1616H 07	5513 020-03		
SDJCR/L 2020K 07	5513 020-03		
SDJCR/L 1616H 11	5513 020-01	5322 263-01	5512 090-01
SDJCR/L 1616K 11-S	5513 020-09		
SDNCN 1616H 11	5513 020-01	5322 263-01	5512 090-01
SDJCR/L 2020K 11	5513 020-01	5322 263-01	5512 090-01
SDNCN 2020K 11	5513 020-01	5322 263-01	5512 090-01
SDJCR/L 2525M 11	5513 020-01	5322 263-01	5512 090-01
SDNCN 2525M 11	5513 020-01	5322 263-01	5512 090-01

Ga voor de complete lijst van reserveonderdelen naar www.sandvik.coromant.com

A40 F2 E1 H36 H10

CoroTurn® 107 schachtgereedschap voor draaien

Schroefbevestiging





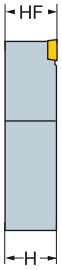

SRDCN

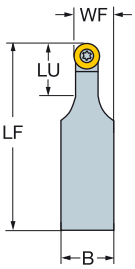

SRDCR/L

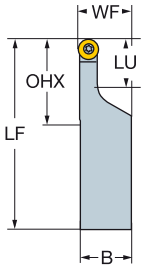

SRSCR/L

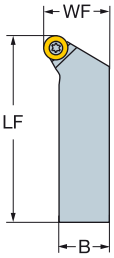

RCMT
RCGX-AL

		CZC$_{MS}$	LU	RMPX	OHX	Bestelnummer	Afmetingen, mm B	H	LF	WF	HF	NM	KG	MIID
	08	16 x 16	16.0	90°	16.0	**SRDCN 1616H 08**	16.0	16.0	100.0	12.0	16.0	1.4	0.17	RCMT 08 03 M0
	10	20 x 20	25.0	90°	25.0	**SRDCN 2020K 10-A**	20.0	20.0	125.0	15.0	20.0	3.0	0.40	RCMT 10 T3 M0
		25 x 25	25.0	90°	25.0	**SRDCN 2525M 10-A**	25.0	25.0	150.0	17.5	25.0	3.0	0.66	RCMT 10 T3 M0
		32 x 25	28.0	90°	28.0	**SRDCN 3225P 10-A**	25.0	32.0	170.0	17.5	32.0	3.0	1.00	RCMT 10 T3 M0
	12	20 x 20	25.0	90°	25.0	**SRDCN 2020K 12-A**	20.0	20.0	125.0	16.0	20.0	3.0	0.40	RCMT 12 04 M0
		25 x 25	28.0	90°	28.0	**SRDCN 2525M 12-A**	25.0	25.0	150.0	18.5	25.0	3.0	0.67	RCMT 12 04 M0
		32 x 25	28.0	90°	28.0	**SRDCN 3225P 12-A**	25.0	32.0	170.0	18.5	32.0	3.0	1.00	RCMT 12 04 M0
	16	25 x 25	35.0	90°	35.0	**SRDCN 2525M 16-A**	25.0	25.0	150.0	20.5	32.0	6.4	0.64	RCMT 16 06 M0
		32 x 25	35.0	90°	35.0	**SRDCN 3225P 16-A**	25.0	32.0	170.0	20.5	32.0	6.4	1.00	RCMT 16 06 M0
	20	32 x 32	40.0	90°	40.0	**SRDCN 3232P 20-A**	32.0	32.0	170.0	26.0	32.0	9.5	1.24	RCMT 20 06 M0
	05	32 x 25	20.0	90°	35.0	**SRDCR/L 3225P 05-A**	25.0	32.0	170.0	25.5	32.0	0.9	0.95	RCMT 05 02 M0
	06	20 x 20	20.0	90°	32.0	**SRDCR/L 2020K 06-A**	20.0	20.0	125.0	20.5	20.0	0.9	0.35	RCMT 06 02 M0
		32 x 25	20.0	90°	35.0	**SRDCR/L 3225P 06-A**	25.0	32.0	170.0	25.5	32.0	0.9	1.00	RCMT 06 02 M0
	08	20 x 20	20.0	90°	32.0	**SRDCR/L 2020K 08-A**	20.0	20.0	125.0	20.5	20.0	1.4	0.36	RCMT 08 03 M0
		25 x 25	20.0	90°	35.0	**SRDCR/L 2525M 08-A**	25.0	25.0	150.0	25.5	25.0	1.4	0.68	RCMT 08 03 M0
		32 x 25	20.0	90°	35.0	**SRDCR/L 3225P 08-A**	25.0	32.0	170.0	25.5	32.0	1.4	1.00	RCMT 08 03 M0
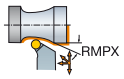	05	32 x 25		27°	32.0	**SRSCR/L 3225P 05**	25.0	32.0	170.0	32.0	32.0	0.9	1.01	RCMT 05 02 M0
	06	32 x 25		27°	32.0	**SRSCR/L 3225P 06**	25.0	32.0	170.0	32.0	32.0	0.9	1.01	RCMT 06 02 M0
	08	32 x 25		27°	32.0	**SRSCR/L 3225P 08**	25.0	32.0	170.0	32.0	32.0	1.4	1.02	RCMT 08 03 M0
	10	20 x 20		27°	24.4	**SRSCR/L 2020K 10**	20.0	20.0	125.0	25.0	20.0	3.0	0.42	RCMT 10 T3 M0
		25 x 25		27°	28.0	**SRSCR/L 2525M 10**	25.0	25.0	150.0	32.0	25.0	3.0	0.80	RCMT 10 T3 M0
	12	25 x 25		27°	28.0	**SRSCR/L 2525M 12**	25.0	25.0	150.0	32.0	25.0	3.0	0.80	RCMT 12 04 M0
		32 x 25		27°	32.0	**SRSCR/L 3225P 12**	25.0	32.0	170.0	32.0	32.0	3.0	1.05	RCMT 12 04 M0
	16	32 x 25		27°	32.0	**SRSCR/L 3225P 16**	25.0	32.0	170.0	32.0	32.0	6.4	1.07	RCMT 16 06 M0
	20	32 x 32		27°	32.0	**SRSCR/L 3232P 20**	32.0	32.0	170.0	40.0	32.0	9.5	1.30	RCMT 20 06 M0

N = Neutraal, R = Rechts, L = Links

		Reserve onderdelen		
	CZC$_{MS}$	Schroef	Onderlegplaat	Onderlegplaat schroef
05	32 x 25	5513 020-05		
06	20 x 20-32 x 25	5513 020-03		
08	16 x 16-32 x 25	5513 020-04		
10	20 x 20-32 x 25	5513 020-10	5322 110-01	5512 090-01
12	20 x 20-32 x 25	5513 020-01	5322 110-02	5512 090-01
16	25 x 25-32 x 25	5513 020-26	5322 110-03	5512 090-06
20	32 x 32	5513 020-14	5322 110-04	5512 090-08

Ga voor de complete lijst van reserveonderdelen naar www.sandvik.coromant.com


A40


F2


E1



H36



H10

SANDVIK Coromant

CoroTurn® 107 schachtgereedschap voor draaien

Schroefbevestiging

Precisie koelmiddeltoevoer





SCMT

KAPR

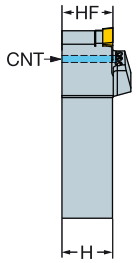

45.0°

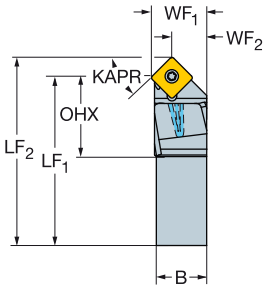

						Afmetingen, mm										
		CZC_{MS}	OHX	CNSC	Bestelnummer	B	H	LPR	LF	WF	HF	CNT	BAR	NM	KG	MIID
	09	16 x 16	21.2	1	SSDCR/L 1616H 09HP	16.0	16.0	101.4	95.3	17.0	16.0	G 1/8-28	275	3.0	0.22	SCMT 09 T3 08

R = Rechts, L = Links

Reserve onderdelen			
Schroef	Onderlegplaat	Onderlegplaat schroef	Spuitmond
5513 020-01	5322 420-01	5512 090-01	5691 026-23

Ga voor de complete lijst van reserveonderdelen naar www.sandvik.coromant.com


A40


F2


E1


G1



H36



H10



H5

CoroTurn® 107 schachtgereedschap voor draaien

Schroefbevestiging



KAPR



SSBCR/L
75.0°

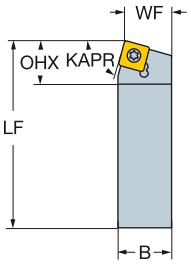

SSDCN
45.0°

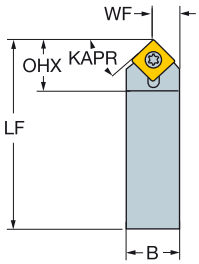

SSDCR/L
45.0°

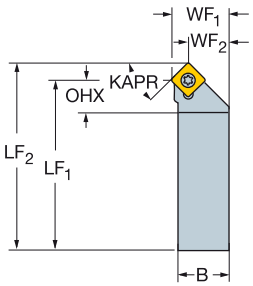

SCMT, SCGX
SCMW

						Afmetingen, mm								
		CZC$_{MS}$	RMPX	OHX	Bestelnummer	B	H	LPR	LF	WF	HF	NM	KG	MIID
	09	16 x 16	10°	15.3	**SSBCR/L 1616H 09**	16.0	16.0		100.0	13.0	16.0	3.0	0.22	SCMT 09 T3 08
	12	25 x 25	10°	20.1	**SSBCR/L 2525M 12**	25.0	25.0		150.0	22.0	25.0	3.0	0.75	SCMT 12 04 08
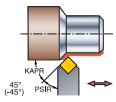	09	16 x 16	45°	15.1	**SSDCN 1616H 09**	16.0	16.0		100.0	8.0	16.0	3.0	0.21	SCMT 09 T3 08
	09	16 x 16	0°	9.5	**SSDCR/L 1616H 09**	16.0	16.0	100.0	93.9	17.0	16.0	3.0	0.21	SCMT 09 T3 08
		20 x 20	0°	12.4	**SSDCR/L 2020K 09**	20.0	20.0	125.0	118.9	22.0	20.0	3.0	0.40	SCMT 09 T3 08
	12	20 x 20	0°	13.9	**SSDCR/L 2020K 12**	20.0	20.0	125.0	116.7	22.0	20.0	3.0	0.40	SCMT 12 04 08
		25 x 25	0°	13.9	**SSDCR/L 2525M 12**	25.0	25.0	150.0	141.7	27.0	25.0	3.0	0.72	SCMT 12 04 08

N = Neutraal, R = Rechts, L = Links

		Reserve onderdelen		
	CZC$_{MS}$	Schroef	Onderlegplaat	Onderlegplaat schroef
09	16 x 16-20 x 20	5513 020-01	5322 420-01	5512 090-01
12	20 x 20-25 x 25	5513 020-18	5322 420-02	5512 090-03

Ga voor de complete lijst van reserveonderdelen naar www.sandvik.coromant.com

A40 F2 E1 H36 H10

SANDVIK Coromant

CoroTurn® 107 schachtgereedschap voor draaien

Schroefbevestiging



KAPR



STFCR/L
91.0°

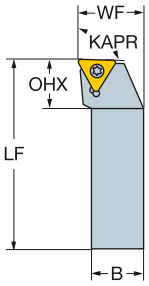

STFCR/L-A
90.0°

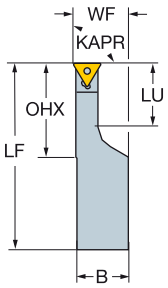

STGCR/L
91.0°

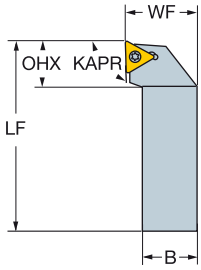

TCMT, TCMX,
TCGT, TCGX
TCEX

TCMW

		CZC$_{MS}$	LU	OHX	Bestelnummer	Afmetingen, mm B	H	LF	WF	HF	NM	KG	MIID
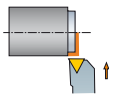	11	16 x 16		14.9	**STFCR/L 1616H 11**	16.0	16.0	100.0	20.0	16.0	0.9	0.22	TCMT 11 02 04
	16	16 x 16		19.9	**STFCR/L 1616H 16**	16.0	16.0	100.0	20.0	16.0	3.0	0.23	TCMT 16 T3 08
		20 x 20		21.3	**STFCR/L 2020K 16**	20.0	20.0	125.0	25.0	20.0	3.0	0.42	TCMT 16 T3 08
		25 x 25		22.8	**STFCR/L 2525M 16**	25.0	25.0	150.0	32.0	25.0	3.0	0.80	TCMT 16 T3 08
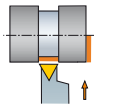	11	20 x 20	25.0	37.0	**STFCR/L 2020K 11-A**	20.0	20.0	125.0	20.8	20.0	0.9	0.36	TCMT 11 02 04
		20 x 20	25.0	37.0	**STFCR/L 2020K 11-AB1**	20.0	20.0	125.0	20.8	20.0	0.9	0.40	TCMT 11 03 04
	16	25 x 25	35.0	47.0	**STFCR/L 2525M 16-A**	25.0	25.0	150.0	25.9	25.0	3.0	0.68	TCMT 16 T3 08
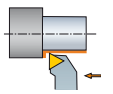	11	16 x 16		14.1	**STGCR/L 1616H 11**	16.0	16.0	100.0	20.0	16.0	0.9	0.22	TCMT 11 02 04
		16 x 16		14.1	**STGCR/L 1616H 11-B1**	16.0	16.0	100.0	20.0	16.0	0.9	0.22	TCMT 11 03 04
	16	16 x 16		20.1	**STGCR/L 1616H 16**	16.0	16.0	100.0	20.0	16.0	3.0	0.23	TCMT 16 T3 08
		20 x 20		20.4	**STGCR/L 2020K 16**	20.0	20.0	125.0	25.0	20.0	3.0	0.42	TCMT 16 T3 08
		25 x 25		20.9	**STGCR/L 2525M 16**	25.0	25.0	150.0	32.0	25.0	3.0	0.80	TCMT 16 T3 08

B1 = Voor wisselplaten met dikte 03 = 3.18 mm.

R = Rechts, L = Links

		Reserve onderdelen		
	CZC$_{MS}$	Schroef	Onderlegplaat	Onderlegplaat schroef
11	16 x 16-20 x 20	5513 020-03		
16	16 x 16-25 x 25	5513 020-01	5322 320-01	5512 090-01

Ga voor de complete lijst van reserveonderdelen naar www.sandvik.coromant.com

A40 F2 E1 H36 H10

CoroTurn® 107 schachtgereedschap voor draaien

Schroefbevestiging





TCMT, TCMX, TCGT, TCGX TCEX

TCMW

KAPR



STDCR/L 45.0°

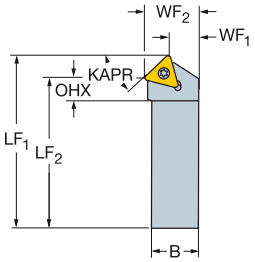

STJCR/L-S 93.0°

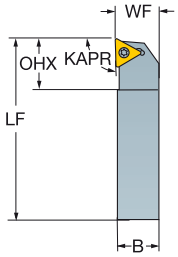

STTCR/L 60.0°

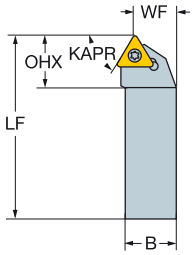

		CZC$_{MS}$	RMPX	OHX	Bestelnummer	Afmetingen, mm B	H	LPR	LF	WF	HF	NM	KG	MIID
	16	16 x 16	45°	21.0	**STDCR/L 1616H 16**	16.0	16.0	100.0	100.0	6.8	16.0	3.0	0.21	TCMT 16 T3 08
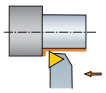	11	16 x 16	0°	16.0	**STJCR/L 1616K 11-S**	16.0	16.0		125.0	16.0	16.0	0.9	0.27	TCMT 11 02 04
	11	16 x 16	30°	12.9	**STTCR/L 1616H 11**	16.0	16.0		100.0	13.0	16.0	0.9	0.21	TCMT 11 02 04
		16 x 16	30°	12.9	**STTCR/L 1616H 11-B1**	16.0	16.0		100.0	13.0	16.0	0.9	0.21	TCMT 11 03 04
	16	20 x 20	30°	21.2	**STTCR/L 2020K 16**	20.0	20.0		125.0	17.0	20.0	3.0	0.41	TCMT 16 T3 08
		25 x 25	30°	21.2	**STTCR/L 2525M 16**	25.0	25.0		150.0	22.0	25.0	3.0	0.74	TCMT 16 T3 08

B1 = Voor wisselplaten met dikte 03 = 3.18 mm.

R = Rechts, L = Links

		Reserve onderdelen		
CZC$_{MS}$		Schroef	Onderlegplaat	Onderlegplaat schroef
11	16 x 16	5513 020-03		
16	16 x 16-25 x 25	5513 020-01	5322 320-01	5512 090-01

Ga voor de complete lijst van reserveonderdelen naar www.sandvik.coromant.com

A40 F2 E1 H36 H10

SANDVIK Coromant

CoroTurn® 107 schachtgereedschap voor draaien

Schroefbevestiging

Precisie koelmiddeltoevoer





KAPR

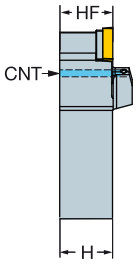

93.0°

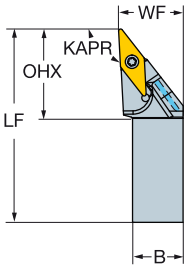

VBMT, VBGT
VCGX,
VCGT, VCET

VBMW, VCMW

		CZC$_{MS}$	RMPX	OHX	CNSC	Bestelnummer	Afmetingen, mm B	H	LF	WF	HF	CNT	BAR	NM	KG	MIID
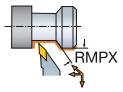	16	32 x 25	44°	37.6	1	**SVJBR/L 3225P 16HP**	25.0	32.0	170.0	32.0	32.0	G 1/8-28	275	3.0	1.01	VBMT 16 04 08

R = Rechts, L = Links

Reserve onderdelen			
Schroef	Onderlegplaat	Onderlegplaat schroef	Spuitmond
5513 020-01	5322 270-01	5512 090-01	5691 026-13

Ga voor de complete lijst van reserveonderdelen naar www.sandvik.coromant.com

A40 F2 E1 G1 H36 H10 H5

CoroTurn® 107 schachtgereedschap voor draaien

Schroefbevestiging



KAPR

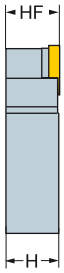

SVHBR/L
107.5°

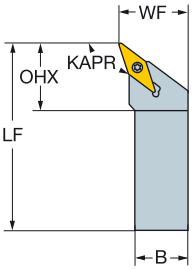

SVHCR/L
107.5°

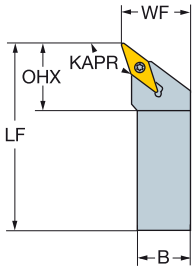

SVVBN
72.5°

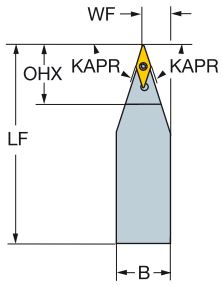

VBMT, VBGT
VCGX, VCEX,
VCGT, VCET

VBMW, VCMW

						Afmetingen, mm							
		CZC_{MS}	RMPX	OHX	Bestelnummer	B	H	LF	WF	HF	NM	KG	MIID
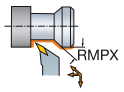	16	20 x 20	35°	27.6	SVHBR/L 2020K 16	20.0	20.0	125.0	25.0	20.0	3.0	0.40	VBMT 16 04 08
		25 x 25	35°	27.6	SVHBR/L 2525M 16	25.0	25.0	150.0	32.0	25.0	3.0	0.71	VBMT 16 04 08
		32 x 25	35°	27.6	SVHBR/L 3225P 16	25.0	32.0	170.0	32.0	32.0	3.0	1.04	VBMT 16 04 08
	22	25 x 25	35°	35.2	SVHCR/L 2525M 22-R2	25.0	25.0	150.0	32.0	25.0	3.0	0.72	VCMT 22 05 20
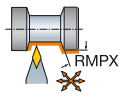	11	16 x 16	70°	21.1	SVVBN 1616H 11	16.0	16.0	100.0	8.3	16.0	0.9	0.19	VBMT 11 02 04
		20 x 20	70°	21.1	SVVBN 2020K 11-B1	20.0	20.0	125.0	10.3	20.0	0.9	0.37	VBMT 11 03 04
		25 x 25	70°	21.1	SVVBN 2525M 11-B1	25.0	25.0	150.0	12.8	25.0	0.9	0.66	VBMT 11 03 04
	16	20 x 20	70°	31.5	SVVBN 2020K 16	20.0	20.0	125.0	10.6	20.0	3.0	0.40	VBMT 16 04 08
		25 x 25	70°	31.5	SVVBN 2525M 16	25.0	25.0	150.0	13.1	25.0	3.0	0.68	VBMT 16 04 08
		32 x 25	70°	31.5	SVVBN 3225P 16	25.0	32.0	170.0	13.1	32.0	3.0	1.00	VBMT 16 04 08
	11	16 x 16	70°	21.0	SVVBN 1616K 11-S-B1	16.0	16.0	125.0	8.3	16.0	0.9	0.24	VBMT 11 03 04

B1 = Voor wisselplaten met dikte 03 = 3.18 mm.

N = Neutraal, R = Rechts, L = Links

	Reserve onderdelen		
	Schroef	Onderlegplaat	Onderlegplaat schroef
11	5513 020-03		
16	5513 020-01	5322 270-01	5512 090-01
22	5513 020-18	5322 270-03	5512 090-03

Ga voor de complete lijst van reserveonderdelen naar www.sandvik.coromant.com

Bij gebruik van wisselplaat VCGX 22 05 30-AL met een radius van 3.0 mm en onderlegplaat 5322 270-04 moet de klemhouder worden aangepast. Zie de afbeelding.

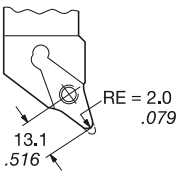

A40 F2 E1 H36 H10

CoroTurn® 107 schachtgereedschap voor draaien

Schroefbevestiging





KAPR

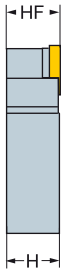

SVJBR/L
93.0°

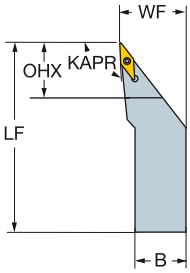

SVJBR/L-S
93.0°

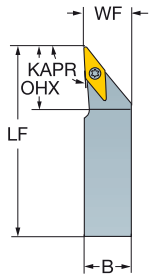

VBMT, VBGT
VCGX, VCEX,
VCGT, VCET

VBMW, VCMW

		CZC_{MS}	RMPX	OHX	Bestelnummer	Afmetingen, mm B	H	LF	WF	HF	NM	KG	MIID
	11	16 x 16	50°	21.2	SVJBR/L 1616H 11	16.0	16.0	100.0	20.0	16.0	0.9	0.20	VBMT 11 02 04
		16 x 16	50°	21.2	SVJBR/L 1616H 11-B1	16.0	16.0	100.0	20.0	16.0	0.9	0.20	VBMT 11 03 04
		20 x 20	50°	21.2	SVJBR/L 2020K 11	20.0	20.0	125.0	25.0	20.0	0.9	0.40	VBMT 11 02 04
		20 x 20	50°	21.2	SVJBR/L 2020K 11-B1	20.0	20.0	125.0	25.0	20.0	0.9	0.26	VBMT 11 03 04
		25 x 25	50°	21.2	SVJBR/L 2525M 11	25.0	25.0	150.0	32.0	25.0	0.9	0.69	VBMT 11 02 04
		25 x 25	50°	21.2	SVJBR/L 2525M 11-B1	25.0	25.0	150.0	32.0	25.0	0.9	0.69	VBMT 11 03 04
	16	20 x 20	50°	31.1	SVJBR/L 2020K 16	20.0	20.0	125.0	25.0	20.0	3.0	0.38	VBMT 16 04 08
		25 x 25	50°	31.5	SVJBR/L 2525M 16	25.0	25.0	150.0	32.0	25.0	3.0	0.69	VBMT 16 04 08
		32 x 25	50°	31.5	SVJBR/L 3225P 16	25.0	32.0	170.0	32.0	32.0	3.0	1.01	VBMT 16 04 08
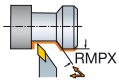	11	16 x 16	50°	26.0	SVJBR/L 1616K 11-S	16.0	16.0	125.0	16.0	16.0	0.9	0.20	VBMT 11 02 04
		16 x 16	50°	26.0	SVJBR/L 1616K 11-S-B1	16.0	16.0	125.0	16.0	16.0	0.9	0.25	VBMT 11 03 04
	16	16 x 16	50°	40.0	SVJBR/L 1616K 16-S	16.0	16.0	125.0	16.0	16.0	3.0	0.28	VBMT 16 04 08

B1 = Voor wisselplaten met dikte 03 = 3.18 mm.

R = Rechts, L = Links

		Reserve onderdelen		
	CZC_{MS}	Schroef	Onderlegplaat	Onderlegplaat schroef
11	16 x 16-25 x 25	5513 020-03		
16	16 x 16	5513 020-09		
16	20 x 20-32 x 25	5513 020-01	5322 270-01	5512 090-01

Ga voor de complete lijst van reserveonderdelen naar www.sandvik.coromant.com


A40


F2


E1



H36



H10

CoroTurn® 107 QS schachtgereedschap voor draaien

Klemschroef ontwerp

Precisie koelmiddeltoevoer

KAPR 95.0°





CCMT

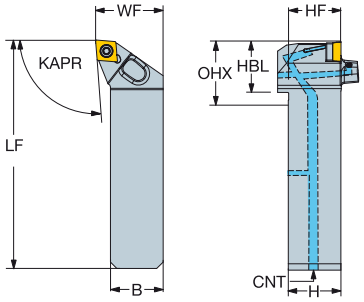

		CZC/MS	OHX	CNSC	Bestelnummer	Afmetingen, mm B	H	HBL	LF	WF	HF	CNT	BAR	NM	KG	MIID
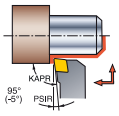	09	20 x 20	44.0	3	**QS-SCLCR/L 2020 09C**	20.0	20.0	24.0	93.0	25.0	20.0	G 1/8-28	150	3.0	0.26	CCMT 09 T3 08
		25 x 25	49.0	3	**QS-SCLCR/L 2525 09C**	25.0	25.0	24.0	108.0	32.0	25.0	G 1/8-28	150	3.0	0.48	CCMT 09 T3 08

R = Rechts, L = Links

Reserve onderdelen						
Wisselplaat-schroef	Onderlegplaat schroef	Onderlegplaat	Spuitmond	Plug	Plug	Plug
5513 020-01	5512 090-01	5322 232-01	5691 026-13	5512 104-01	3214 013-01	3214 012-01

Ga voor de complete lijst van reserveonderdelen naar www.sandvik.coromant.com

A40 F2 E1 G1 H36 H5

CoroTurn® 107 QS schachtgereedschap voor draaien

Klemschroef ontwerp

Precisie koelmiddeltoevoer

KAPR 93.0°





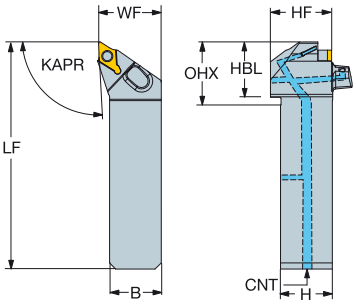

DCMT, DCMX
DCGT, DCGX, DCET

DCMW

							Afmetingen, mm										
		CZC_{MS}	RMPX	OHX	CNSC	**Bestelnummer**	B	H	HBL	LF	WF	HF	CNT	BAR	NM	KG	MIID
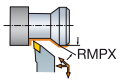	11	20 x 20	27°	47.5	3	**QS-SDJCR/L 2020 11C**	20.0	20.0	27.5	96.5	25.0	20.0	G 1/8-28	150	3.0	0.26	DCMT 11 T3 08
		25 x 25	27°	54.0	3	**QS-SDJCR/L 2525 11C**	25.0	25.0	29.0	113.0	32.0	25.0	G 1/8-28	150	3.0	0.49	DCMT 11 T3 08

R = Rechts, L = Links

Reserve onderdelen						
Wisselplaat-schroef	Onderlegplaat schroef	Onderlegplaat	Spuitmond	Plug	Plug	Plug
5513 020-01	5512 090-01	5322 263-01	5691 026-13	5512 104-01	3214 013-01	3214 012-01

Ga voor de complete lijst van reserveonderdelen naar www.sandvik.coromant.com


A40


F2


E1


G1



H36



H5

CoroTurn® 107 QS schachtgereedschap voor draaien

Klemschroef ontwerp

Precisie koelmiddeltoevoer

KAPR 45.0°





SCMT

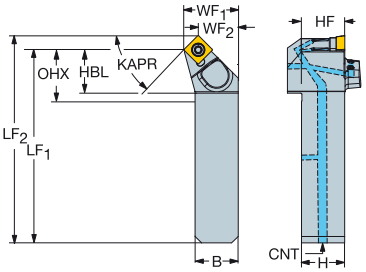

		CZC$_{MS}$	OHX	CNSC	Bestelnummer	Afmetingen, mm B	H	HBL	LF	WF	HF	CNT	BAR	NM	KG	MIID
	09	20 x 20	52.5	3	**QS-SSDCR/L 2020 09C**	20.0	20.0	27.5	90.1	25.0	20.0	G 1/8-28	150	3.0	0.27	SCMT 09 T3 08
		25 x 25	53.5	3	**QS-SSDCR/L 2525 09C**	25.0	25.0	28.5	106.1	32.0	25.0	G 1/8-28	150	3.0	0.48	SCMT 09 T3 08

R = Rechts, L = Links

Reserve onderdelen						
Wisselplaat-schroef	Onderlegplaat schroef	Onderlegplaat	Spuitmond	Plug	Plug	Plug
5513 020-01	5512 090-01	5322 263-01	5691 026-13	5512 104-01	3214 013-01	3214 012-01

Ga voor de complete lijst van reserveonderdelen naar www.sandvik.coromant.com

 A40

 F2

 E1

 G1

 H36

 H5

SANDVIK Coromant

CoroTurn® 107 QS schachtgereedschap voor draaien

Klemschroef ontwerp

Precisie koelmiddeltoevoer

KAPR 93.0°





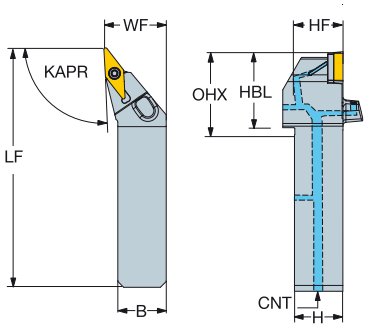

VBMT, VBGT
VCGX,
VCGT, VCET

VBMW, VCMW

							Afmetingen, mm										
		CZC_{MS}	RMPX	OHX	CNSC	Bestelnummer	B	H	HBL	LF	WF	HF	CNT	BAR	NM	KG	MIID
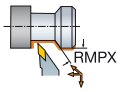	16	20 x 20	44°	59.0	3	QS-SVJBR/L 2020 16C	20.0	20.0	39.0	108.0	25.0	20.0	G 1/8-28	150	3.0	0.29	VBMT 16 04 08
		25 x 25	44°	64.0	3	QS-SVJBR/L 2525 16C	25.0	25.0	39.0	123.0	32.0	25.0	G 1/8-28	150	3.0	0.51	VBMT 16 04 08

R = Rechts, L = Links

Reserve onderdelen						
Wisselplaat-schroef	Onderlegplaat schroef	Onderlegplaat	Spuitmond	Plug	Plug	Plug
5513 020-01	5512 090-01	5322 270-01	5691 026-13	5512 104-01	3214 013-01	3214 012-01

Ga voor de complete lijst van reserveonderdelen naar www.sandvik.coromant.com


A40


F2


E1


G1



H36



H5

CoroTurn® 107 voor inwendig bewerken



CoroTurn® 107 voor inwendig bewerken

Volhardmetalen kotterbaar voor draaien



Gereedschappen voor wisselplaatvormen

- C — A124 — Klemschroef
- D — A125 — Klemschroef
- T — A126-A127 — Klemschroef
- V — A128 — Klemschroef

Gedempte hardmetalen kotterbaar voor draaien



Gereedschappen voor wisselplaatvormen

- D — A129 — Klemschroef
- T — A130 — Klemschroef

CoroTurn® SL-snijkop voor draaien



Gereedschappen voor wisselplaatvormen

- C — A131-A133 — Klemschroef
- D — A134-A137 — Klemschroef
- R — A138 — Klemschroef
- T — A139-A140 — Klemschroef
- V — A141-A144 — Klemschroef

CoroTurn® SL-snijkop voor trekkend kotteren



Gereedschappen voor wisselplaatvormen

- C — A145 — Klemschroef
- D — A146-A148 — Klemschroef
- V — A149-A150 — Klemschroef

CoroTurn® 107 snij-unit voor draaien

Schroefbevestiging

Coromant Capto® - Precisie koelmiddeltoevoer

KAPR 95.0°





CCMT, CCGT
CCGX, CCET
CCMW

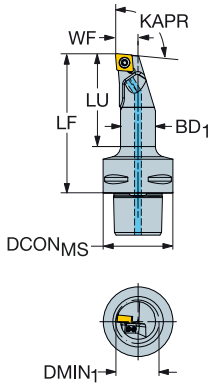

		CZC$_{MS}$	DMIN$_1$	LU	CNSC	Bestelnummer	Afmetingen, mm DCON$_{MS}$	BD	LF	WF	BAR	NM	KG	MIID
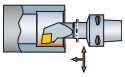	09	C3	21.5	48.0	3	C3-SCLCR/L-11065-09HP	32.0	16.0	65.0	11.0	150	3.0	0.22	CCMT 09 T3 08
		C4	21.5	47.0	3	C4-SCLCR/L-11070-09HP	40.0	16.0	70.0	11.0	150	3.0	0.36	CCMT 09 T3 08
		C4	25.0	57.0	3	C4-SCLCR/L-13080-09HP	40.0	20.0	80.0	13.0	150	3.0	0.41	CCMT 09 T3 08
		C5	21.5	46.0	3	C5-SCLCR/L-11070-09HP	50.0	16.0	70.0	11.0	150	3.0	0.56	CCMT 09 T3 08
		C5	25.0	56.0	3	C5-SCLCR/L-13080-09HP	50.0	20.0	80.0	13.0	150	3.0	0.61	CCMT 09 T3 08
	12	C4	32.0	69.0	3	C4-SCLCR/L-17090-12HP	40.0	25.0	90.0	17.0	150	3.0	0.50	CCMT 12 04 08
		C5	32.0	67.0	3	C5-SCLCR/L-17090-12HP	50.0	25.0	90.0	17.0	150	3.0	0.69	CCMT 12 04 08

R = Rechts, L = Links

	Reserve onderdelen	
Bestelnummer	Wisselplaat-schroef	Spuitmond
C3-SCLCR/L-11065-09HP	5513 020-09	5691 026-13
C4-SCLCR/L-11070-09HP	5513 020-09	5691 026-13
C4-SCLCR/L-13080-09HP	5513 020-09	5691 026-13
C5-SCLCR/L-11070-09HP	5513 020-09	5691 026-13
C5-SCLCR/L-13080-09HP	5513 020-09	5691 026-13
C4-SCLCR/L-17090-12HP	5513 020-17	5691 026-13
C5-SCLCR/L-17090-12HP	5513 020-17	5691 026-13

Ga voor de complete lijst van reserveonderdelen naar www.sandvik.coromant.com

A41 F2 E1 G1 H36 H10 H5

CoroTurn® 107 snij-unit voor draaien

Klemschroef ontwerp

Coromant Capto® - inwendige koelmiddeltoevoer

KAPR 95.0°





CCMT, CCGT
CCGX, CCET

CCMW

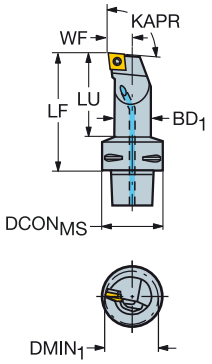

							Afmetingen, mm							
		CZC_{MS}	$DMIN_1$	LU	CNSC	**Bestelnummer**	$DCON_{MS}$	BD	LF	WF	BAR	NM	KG	MIID
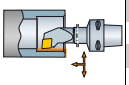	09	C3	32.0	74.0	3	**C3-SCLCL-17090-09**	32.0	25.0	90.0	17.0	10	3.0	0.38	CCMT 09 T3 08
		C3	20.0	48.0	3	**C3-SCLCR/L-11065-09**	32.0	16.0	65.0	11.0	10	3.0	0.21	CCMT 09 T3 08
		C3	25.0	58.0	3	**C3-SCLCR/L-13075-09**	32.0	20.0	75.0	13.0	10	3.0	0.27	CCMT 09 T3 08
		C4	20.0	47.0	3	**C4-SCLCR/L-11070-09**	40.0	16.0	70.0	11.0	10	3.0	0.36	CCMT 09 T3 08
		C4	25.0	57.0	3	**C4-SCLCR/L-13080-09**	40.0	20.0	80.0	13.0	10	3.0	0.41	CCMT 09 T3 08
		C4	32.0	68.0	3	**C4-SCLCR/L-17090-09**	40.0	25.0	90.0	17.0	10	3.0	0.51	CCMT 09 T3 08
		C4	50.0	60.0	3	**C4-SCLCR/L-27080-09**	40.0	40.0	80.0	27.0	10	3.0	0.69	CCMT 09 T3 08
		C5	20.0	46.0	3	**C5-SCLCR/L-11070-09**	50.0	16.0	70.0	11.0	10	3.0	0.57	CCMT 09 T3 08
		C5	25.0	56.0	3	**C5-SCLCR/L-13080-09**	50.0	20.0	80.0	13.0	10	3.0	0.65	CCMT 09 T3 08
		C5	32.0	67.0	3	**C5-SCLCR/L-17090-09**	50.0	25.0	90.0	17.0	10	3.0	0.69	CCMT 09 T3 08
	12	C3	32.0	74.0	3	**C3-SCLCR-17090-12**	32.0	25.0	90.0	17.0	10	3.0	0.38	CCMT 12 04 08
		C3	40.0	81.0	3	**C3-SCLCR-22096-12**	32.0	32.0	96.0	22.0	10	3.0	0.54	CCMT 12 04 08
		C4	40.0	89.0	3	**C4-SCLCR-22110-12**	40.0	32.0	110.0	22.0	10	3.0	0.77	CCMT 12 04 08
		C5	40.0	88.0	3	**C5-SCLCR/L-22110-12**	50.0	32.0	110.0	22.0	10	3.0	0.97	CCMT 12 04 08
		C5	50.0	119.0	3	**C5-SCLCR/L-27140-12**	50.0	40.0	140.0	27.0	10	3.0	1.49	CCMT 12 04 08
		C5	63.0	80.0	3	**C5-SCLCR-35100-12**	50.0	50.0	100.0	35.0	10	3.0	1.40	CCMT 12 04 08

R = Rechts, L = Links

	Reserve onderdelen		
Bestelnummer	Schroef	Onderlegplaat	Onderlegplaat schroef
C3-SCLCR/L-11065-09	5513 020-09		
C3-SCLCR/L-13075-09	5513 020-09		
C3-SCLCR/L-17090-09	5513 020-10		
C4-SCLCR/L-11070-09	5513 020-09		
C4-SCLCR/L-13080-09	5513 020-09		
C4-SCLCR/L-17090-09	5513 020-10		
C4-SCLCR/L-27080-09	5513 020-01	5322 232-01	5512 090-01
C5-SCLCR/L-11070-09	5513 020-09		
C5-SCLCR/L-13080-09	5513 020-09		
C5-SCLCR/L-17090-09	5513 020-10		
C3-SCLCR/L-17090-12	5513 020-17		
C3-SCLCR/L-22096-12	5513 020-18	5322 232-02	5512 090-03
C4-SCLCR/L-17090-12	5513 020-17		
C4-SCLCR/L-22110-12	5513 020-18	5322 232-02	5512 090-03
C4-SCLCR/L-27080-12	5513 020-18	5322 232-02	5512 090-03
C5-SCLCR/L-17090-12	5513 020-17		
C5-SCLCR/L-22110-12	5513 020-18	5322 232-02	5512 090-03
C5-SCLCR/L-27140-12	5513 020-18	5322 232-02	5512 090-03
C5-SCLCR-35100-12	5513 020-18	5322 232-02	5512 090-03

Ga voor de complete lijst van reserveonderdelen naar www.sandvik.coromant.com


A41


F2


E1


G1



H36



H10



H5

CoroTurn® 107 snij-unit voor draaien

Schroefbevestiging

Coromant Capto® - Precisie koelmiddeltoevoer

KAPR 93.0°





DCMT, DCMX
DCGT, DCGX, DCET
DCMW

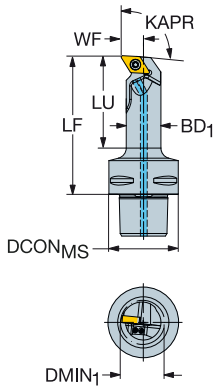

		CZC$_{MS}$	DMIN$_1$	LU	RMPX	CNSC	Bestelnummer	Afmetingen, mm DCON$_{MS}$	BD	LF	WF	BAR	NM	KG	MIID
 RMPX	07	C4	25.0	58.0	27°	3	**C4-SDUCR-13080-07HP**	40.0	20.0	80.0	13.0	150	0.9	0.41	DCMT 07 02 04
	11	C4	25.0	58.0	27°	3	**C4-SDUCR/L-13080-11HP**	40.0	20.0	80.0	13.0	150	3.0	0.41	DCMT 11 T3 08
		C4	32.0	69.0	27°	3	**C4-SDUCR/L-17090-11HP**	40.0	25.0	90.0	17.0	150	3.0	0.50	DCMT 11 T3 08
		C5	25.0	56.0	27°	3	**C5-SDUCR/L-13080-11HP**	50.0	20.0	80.0	13.0	150	3.0	0.60	DCMT 11 T3 08
		C5	32.0	67.0	27°	3	**C5-SDUCR/L-17090-11HP**	50.0	25.0	90.0	17.0	150	3.0	0.69	DCMT 11 T3 08

R = Rechts, L = Links

		Reserve onderdelen	
	CZC$_{MS}$	Wisselplaat-schroef	Spuitmond
07	C4	5513 020-03	5691 026-13
11	C4-C5	5513 020-10	5691 026-13

Ga voor de complete lijst van reserveonderdelen naar www.sandvik.coromant.com

CoroTurn® 107 snij-unit voor draaien

Schroefbevestiging

Coromant Capto® - inwendige koelmiddeltoevoer

KAPR 93.0°





DCMT, DCMX
DCGT, DCGX, DCET

DCMW

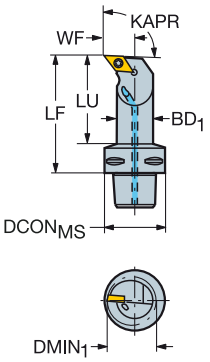

		Afmetingen, mm												
		CZC_{MS}	$DMIN_1$	LU	RMPX	CNSC	**Bestelnummer**	$DCON_{MS}$	BD	LF	WF	BAR	NM	KG	MIID
	07	C3	20.0	48.0	27°	3	**C3-SDUCR/L-11065-07**	32.0	16.0	65.0	11.0	10	0.9	0.21	DCMT 07 02 04
		C4	20.0	47.0	27°	3	**C4-SDUCR/L-11070-07**	40.0	16.0	70.0	11.0	10	0.9	0.36	DCMT 07 02 04
		C5	20.0	46.0	27°	3	**C5-SDUCR/L-11070-07**	50.0	16.0	70.0	11.0	10	0.9	0.55	DCMT 07 02 04
	11	C3	25.0	58.0	27°	3	**C3-SDUCR/L-13075-11**	32.0	20.0	75.0	13.0	10	3.0	0.26	DCMT 11 T3 08
		C3	32.0	73.0	27°	3	**C3-SDUCR/L-17090-11**	32.0	25.0	90.0	17.0	10	3.0	0.38	DCMT 11 T3 08
		C4	25.0	57.0	27°	3	**C4-SDUCR/L-13080-11**	40.0	20.0	80.0	13.0	10	3.0	0.41	DCMT 11 T3 08
		C4	32.0	68.0	27°	3	**C4-SDUCR/L-17090-11**	40.0	25.0	90.0	17.0	10	3.0	0.52	DCMT 11 T3 08
		C4	40.0	89.0	27°	3	**C4-SDUCR/L-22110-11**	40.0	32.0	110.0	22.0	10	3.0	0.76	DCMT 11 T3 08
		C4	50.0	60.0	27°	3	**C4-SDUCR/L-27080-11**	40.0	40.0	80.0	27.0	10	3.0	0.72	DCMT 11 T3 08
		C5	25.0	56.0	27°	3	**C5-SDUCR/L-13080-11**	50.0	20.0	80.0	13.0	10	3.0	0.65	DCMT 11 T3 08
		C5	32.0	67.0	27°	3	**C5-SDUCR/L-17090-11**	50.0	25.0	90.0	17.0	10	3.0	0.70	DCMT 11 T3 08
		C5	40.0	88.0	27°	3	**C5-SDUCR/L-22110-11**	50.0	32.0	110.0	22.0	10	3.0	0.96	DCMT 11 T3 08
		C5	63.0	80.0	27°	3	**C5-SDUCR/L-35100-11**	50.0	50.0	100.0	35.0	10	3.0	1.35	DCMT 11 T3 08

R = Rechts, L = Links

	Reserve onderdelen		
Bestelnummer	Schroef	Onderlegplaat	Onderlegplaat schroef
C3-SDUCR/L-11065-07	5513 020-03		
C4-SDUCR/L-11070-07	5513 020-03		
C5-SDUCR/L-11070-07	5513 020-03		
C3-SDUCR/L-13075-11	5513 020-09		
C3-SDUCR/L-17090-11	5513 020-10		
C4-SDUCR/L-13080-11	5513 020-09		
C4-SDUCR/L-17090-11	5513 020-10		
C4-SDUCR/L-22110-11	5513 020-01	5322 263-01	5512 090-01
C4-SDUCR/L-27080-11	5513 020-01	5322 263-01	5512 090-01
C5-SDUCR/L-13080-11	5513 020-09		
C5-SDUCR/L-17090-11	5513 020-10		
C5-SDUCR/L-22110-11	5513 020-01	5322 263-01	5512 090-01
C5-SDUCR/L-35100-11	5513 020-01	5322 263-01	5512 090-01

Ga voor de complete lijst van reserveonderdelen naar www.sandvik.coromant.com

A41 F2 E1 G1 H36 H10 H5

CoroTurn® 107 snij-unit voor draaien

Schroefbevestiging

Coromant Capto® - inwendige koelmiddeltoevoer

KAPR 75.0°





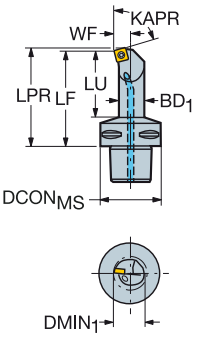

SCMT, SCGX

SCMW

		CZC$_{MS}$	DMIN$_1$	LU	RMPX	CNSC	Bestelnummer	Afmetingen, mm DCON$_{MS}$	BD	LPR	LF	WF	BAR	NM	KG	MIID
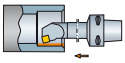	09	C4	25.0	58.0	10°	3	**C4-SSKCR-13080-09**	40.0	20.0	82.2	80.0	13.0	10	3.0	0.41	SCMT 09 T3 08
		C5	25.0	56.0	10°	3	**C5-SSKCR-13080-09**	50.0	20.0	82.2	80.0	13.0	10	3.0	0.61	SCMT 09 T3 08

R = rechts

Reserve onderdelen
Schroef
5513 020-09

Ga voor de complete lijst van reserveonderdelen naar www.sandvik.coromant.com

A41 F2 E1 G1 H36 H10 H5

CoroTurn® 107 snij-unit voor draaien

Schroefbevestiging

Coromant Capto® - Precisie koelmiddeltoevoer

KAPR 91.0°






TCMT, TCMX, TCGT, TCGX TCEX


TCMW

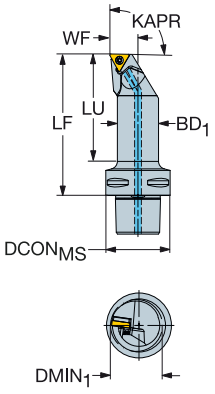

			Afmetingen, mm										
		CZC_{MS}	$DMIN_1$	LU	CNSC	**Bestelnummer**	$DCON_{MS}$	BD	LF	WF	BAR	NM	KG	MIID
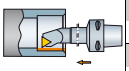	11	C4	20.0	47.0	3	**C4-STFCR/L11070-11HPB1**	40.0	16.0	70.0	11.0	150	0.9	0.36	TCMT 11 03 04
		C4	25.0	57.0	3	**C4-STFCR/L13080-11HPB1**	40.0	20.0	80.0	13.0	150	0.9	0.40	TCMT 11 03 04
	16	C4	32.0	69.0	3	**C4-STFCR/L-17090-16HP**	40.0	25.0	90.0	17.0	150	3.0	0.51	TCMT 16 T3 08
		C5	32.0	67.0	3	**C5-STFCR/L-17090-16HP**	50.0	25.0	90.0	17.0	150	3.0	0.70	TCMT 16 T3 08
		C5	40.0	88.0	3	**C5-STFCR-22110-16HP**	50.0	32.0	110.0	22.0	150	3.0	0.96	TCMT 16 T3 08

B1 = Voor wisselplaten met dikte 03 = 3.18 mm.

R = Rechts, L = Links

	Reserve onderdelen			
Bestelnummer	Wisselplaat-schroef	Onderlegplaat	Onderlegplaat schroef	Spuitmond
C4-STFCR/L11070-11HPB1	5513 020-03			5691 026-23
C4-STFCR/L13080-11HPB1	5513 020-03			5691 026-23
C4-STFCR/L-17090-16HP	5513 020-10			5691 026-23
C5-STFCR/L-17090-16HP	5513 020-10			5691 026-23
C5-STFCR/L-22110-16HP	5513 020-01	5322 320-01	5512 090-01	5691 026-23

Ga voor de complete lijst van reserveonderdelen naar www.sandvik.coromant.com


A41


F2


E1


G1



H36



H10



H5

CoroTurn® 107 snij-unit voor draaien

Schroefbevestiging

Coromant Capto® - inwendige koelmiddeltoevoer

KAPR 91.0°







TCMT, TCMX, TCGT, TCGX TCEX



TCMW

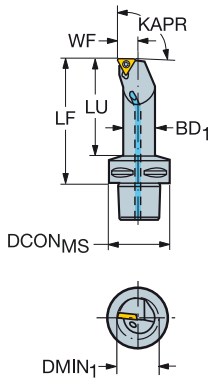

		CZC$_{MS}$	DMIN$_1$	LU	CNSC	Bestelnummer	Afmetingen, mm DCON$_{MS}$	BD	LF	WF	BAR	NM	KG	MIID
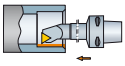	11	C3	20.0	48.0	3	**C3-STFCR/L-11065-11-B1**	32.0	16.0	65.0	11.0	10	0.9	0.21	TCMT 11 03 04
		C4	20.0	47.0	3	**C4-STFCR/L-11070-11**	40.0	16.0	70.0	11.0	10	0.9	0.35	TCMT 11 02 04
		C4	25.0	57.0	3	**C4-STFCR/L-13080-11**	40.0	20.0	80.0	13.0	10	0.9	0.40	TCMT 11 02 04
		C4	20.0	47.0	3	**C4-STFCR-11070-11-B1**	40.0	16.0	70.0	11.0	10	0.9	0.35	TCMT 11 03 04
		C4	25.0	57.0	3	**C4-STFCR-13080-11-B1**	40.0	20.0	80.0	13.0	10	0.9	0.41	TCMT 11 03 04
		C5	20.0	46.0	3	**C5-STFCR/L-11070-11-B1**	50.0	16.0	70.0	11.0	10	0.9	0.55	TCMT 11 03 04
		C5	25.0	56.0	3	**C5-STFCR/L-13080-11-B1**	50.0	20.0	80.0	13.0	10	0.9	0.60	TCMT 11 03 04
	16	C4	40.0	89.0	3	**C4-STFCR/L-22110-16**	40.0	32.0	110.0	22.0	10	3.0	0.77	TCMT 16 T3 08

B1 = Voor wisselplaten met dikte 03 = 3.18 mm.

R = Rechts, L = Links

	Reserve onderdelen		
Bestelnummer	Schroef	Onderlegplaat	Onderlegplaat schroef
C3-STFCR/L-11065-11-B1	5513 020-03		
C4-STFCR/L-11070-11	5513 020-03		
C4-STFCR/L-13080-11	5513 020-03		
C4-STFCR/L-11070-11-B1	5513 020-03		
C4-STFCR/L-13080-11-B1	5513 020-03		
C5-STFCR/L-11070-11-B1	5513 020-03		
C5-STFCR/L-13080-11-B1	5513 020-03		
C4-STFCR/L-22110-16	5513 020-01	5322 320-01	5512 090-01

Ga voor de complete lijst van reserveonderdelen naar www.sandvik.coromant.com


A41


F2


E1


G1



H36



H10



H5

SANDVIK Coromant

CoroTurn® 107 snij-unit voor draaien

Schroefbevestiging

Coromant Capto® - Precisie koelmiddeltoevoer

KAPR 107.5°





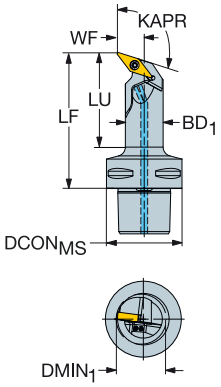

VBMT, VBGT
VCGX, VCEX,
VCGT, VCET

VBMW, VCMW

		CZC$_{MS}$	DMIN$_1$	LU	RMPX	CNSC	Bestelnummer	Afmetingen, mm DCON$_{MS}$	BD	LF	WF	BAR	NM	KG	MIID
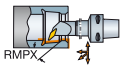	11	C4	25.0	47.0	35°	3	**C4-SVQBR/L13070-11HPB1**	40.0	20.0	70.0	13.0	150	0.9	0.38	VBMT 11 03 04
	16	C4	33.0	68.0	35°	3	**C4-SVQBR/L-18090-16HP**	40.0	25.0	90.0	18.0	150	3.0	0.48	VBMT 16 04 08
		C5	33.0	67.0	35°	3	**C5-SVQBR/L-18090-16HP**	50.0	25.0	90.0	18.0	150	3.0	0.68	VBMT 16 04 08
		C6	40.0	94.0	35°	3	**C6-SVQBR/L-22120-16HP**	63.0	32.0	120.0	22.0	150	3.0	1.36	VBMT 16 04 08

RMPX

B1 = Voor wisselplaten met dikte 03 = 3.18 mm.

R = Rechts, L = Links

	Reserve onderdelen			
Bestelnummer	Wisselplaat-schroef	Onderlegplaat	Onderlegplaat schroef	Spuitmond
C4-SVQBR/L13070-11HPB1	5513 020-20			5691 026-13
C4-SVQBR/L-18090-16HP	5513 020-10			5691 026-13
C5-SVQBR/L-18090-16HP	5513 020-10			5691 026-13
C6-SVQBR/L-22120-16HP	5513 020-01	5322 270-01	5512 090-01	5691 026-13

Ga voor de complete lijst van reserveonderdelen naar www.sandvik.coromant.com


A41


F2


E1


G1



H36



H10



H5

CoroTurn® 107 snij-unit voor draaien

Schroefbevestiging

Coromant Capto® - inwendige koelmiddeltoevoer

KAPR 107.5°







VBMT, VBGT
VCGX, VCEX,
VCGT, VCET

VBMW, VCMW

								Afmetingen, mm							
		CZC_{MS}	$DMIN_1$	LU	RMPX	CNSC	**Bestelnummer**	$DCON_{MS}$	BD	LF	WF	BAR	NM	KG	MIID
	11	C3	22.0	53.0	35°	3	**C3-SVQBR/L-13070-11-B1**	32.0	16.0	70.0	13.0	10	0.9	0.21	VBMT 11 03 04
		C4	27.0	57.0	35°	3	**C4-SVQBR/L-15080-11-B1**	40.0	20.0	80.0	15.0	10	0.9	0.40	VBMT 11 03 04
		C4	25.0	48.0	35°	3	**C4-SVQBR-13070-11**	40.0	20.0	70.0	13.0	10	0.9	0.38	VBMT 11 02 04
		C4	27.0	58.0	35°	3	**C4-SVQBR-15080-11**	40.0	20.0	80.0	15.0	10	0.9	0.40	VBMT 11 02 04
		C5	27.0	56.0	35°	3	**C5-SVQBR/L-15080-11-B1**	50.0	20.0	80.0	15.0	10	0.9	0.65	VBMT 11 03 04
	16	C4	33.0	68.0	35°	3	**C4-SVQBR/L-18090-16**	40.0	25.0	90.0	18.0	10	3.0	0.50	VBMT 16 04 08
		C4	40.0	89.0	35°	3	**C4-SVQBR/L-22110-16**	40.0	32.0	110.0	22.0	10	3.0	0.73	VBMT 16 04 08
		C4	50.0	100.0	35°	3	**C4-SVQBR-27120-16**	40.0	40.0	120.0	27.0	10	3.0	0.99	VBMT 16 04 08
		C5	40.0	88.0	35°	3	**C5-SVQBR/L-22110-16**	50.0	32.0	110.0	22.0	10	3.0	0.93	VBMT 16 04 08
		C5	50.0	119.0	35°	3	**C5-SVQBR/L-27140-16**	50.0	40.0	140.0	27.0	10	3.0	1.38	VBMT 16 04 08
		C5	33.0	67.0	35°	3	**C5-SVQBR-18090-16**	50.0	25.0	90.0	18.0	10	3.0	0.68	VBMT 16 04 08
		C5	63.0	130.0	35°	3	**C5-SVQBR-35150-16**	50.0	50.0	150.0	35.0	10	3.0	1.90	VBMT 16 04 08
		C6	50.0	120.0	35°	3	**C6-SVQBR/L-27145-16**	63.0	40.0	145.0	27.0	10	3.0	1.76	VBMT 16 04 08
		C6	63.0	151.0	35°	3	**C6-SVQBR/L-35175-16**	63.0	50.0	175.0	35.0	10	3.0	2.89	VBMT 16 04 08

B1 = Voor wisselplaten met dikte 03 = 3.18 mm.

R = Rechts, L = Links

	Reserve onderdelen		
Bestelnummer	Schroef	Onderlegplaat	Onderlegplaat schroef
C3-SVQBR/L-13070-11-B1	5513 020-20		
C4-SVQBR/L-13070-11-B1	5513 020-20		
C4-SVQBR/L-15080-11-B1	5513 020-20		
C4-SVQBR/L-13070-11	5513 020-03		
C4-SVQBR/L-15080-11	5513 020-03		
C5-SVQBR/L-15080-11-B1	5513 020-20		
C5-SVQBR/L-15080-11	5513 020-03		
C4-SVQBR/L-18090-16	5513 020-10		
C4-SVQBR/L-22110-16	5513 020-01	5322 270-02	5512 090-01
C4-SVQBR/L-27120-16	5513 020-01	5322 270-02	5512 090-01
C5-SVQBR/L-18090-16	5513 020-10		
C5-SVQBR/L-22110-16	5513 020-01	5322 270-02	5512 090-01
C5-SVQBR/L-27140-16	5513 020-01	5322 270-02	5512 090-01
C5-SVQBR/L-35100-16	5513 020-01	5322 270-02	5512 090-01
C5-SVQBR/L-35150-16	5513 020-01	5322 270-02	5512 090-01
C6-SVQBR/L-22120-16	5513 020-01	5322 270-02	5512 090-01
C6-SVQBR/L-27145-16	5513 020-01	5322 270-02	5512 090-01
C6-SVQBR/L-35175-16	5513 020-01	5322 270-02	5512 090-01

Ga voor de complete lijst van reserveonderdelen naar www.sandvik.coromant.com

CoroTurn® 107 snij-unit voor trekkend draaien

Schroefbevestiging

Coromant Capto® - inwendige koelmiddeltoevoer

KAPR 93.0°





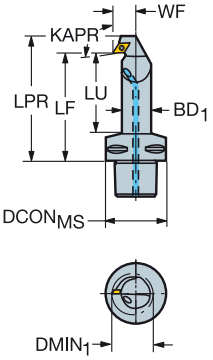

DCMT, DCMX
DCGT, DCGX, DCET

DCMW

		CZC_{MS}	$DMIN_1$	LU	RMPX	CNSC	Bestelnummer	$DCON_{MS}$	BD	LPR	LF	WF	BAR	NM	KG	MIID
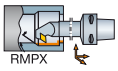 RMPX	07	C4	22.0	47.3	27°	3	**C4-SDUCR/L-13070-07X**	40.0	16.0	81.5	70.0	13.0	10	0.9	0.37	DCMT 07 02 04
		C4	27.0	57.9	27°	3	**C4-SDUCR/L-15080-07X**	40.0	20.0	91.5	80.0	15.0	10	0.9	0.40	DCMT 07 02 04
		C4	32.0	68.5	27°	3	**C4-SDUCR/L-18090-07X**	40.0	25.0	101.5	90.0	18.0	10	0.9	0.54	DCMT 07 02 04
		C5	32.0	67.2	27°	3	**C5-SDUCR/L-18090-07X**	50.0	25.0	101.5	90.0	18.0	10	0.9	0.72	DCMT 07 02 04
		C5	27.0	56.5	27°	3	**C5-SDUCR-15080-07X**	50.0	20.0	91.5	80.0	15.0	10	0.9	0.60	DCMT 07 02 04

Afmetingen, mm

R = Rechts, L = Links

Reserve onderdelen
Schroef
5513 020-03

Ga voor de complete lijst van reserveonderdelen naar www.sandvik.coromant.com

A41 F2 E1 G1 H36 H10 H5

CoroTurn® 107 boorbaar voor draaien

Schroefbevestiging

Cilindrisch met groef voor EasyFix-bus - Precisie koelmiddeltoevoer





CCMT, CCGT
CCGX, CCET

CCMW

KAPR

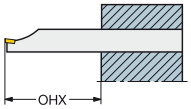

95.0°

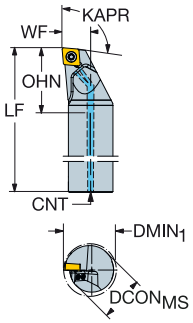

		CZC$_{MS}$	DMIN$_1$	OHX	OHN	CNSC	Bestelnummer	Afmetingen, mm DCON$_{MS}$	BD	LF	WF	CNT	BAR	NM	KG	MIID
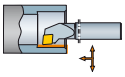	09	20	25.0	80.0	33.8	1	**A20S-SCLCR/L 09HP-R**	20.0	20.0	250.0	13.0	G 1/8-28	275	3.0	0.58	CCMT 09 T3 08
		25	32.0	100.0	32.8	1	**A25T-SCLCR/L 09HP-R**	25.0	25.0	300.0	17.0	G 1/8-28	275	3.0	1.02	CCMT 09 T3 08

R = Rechts, L = Links

		Reserve onderdelen	
CZC$_{MS}$		Wisselplaat-schroef	Spuitmond
09	20	5513 020-09	5691 026-13
09	25	5513 020-10	5691 026-13

Ga voor de complete lijst van reserveonderdelen naar www.sandvik.coromant.com

A41 F2 G1 H36 H10 H5

SANDVIK Coromant

CoroTurn® 107 boorbaar voor draaien

Schroefbevestiging

Cilindrisch met platte vlakken - Precisie koelmiddeltoevoer





CCMT, CCGT
CCGX, CCET

CCMW

KAPR

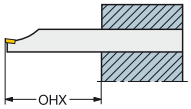

95.0°

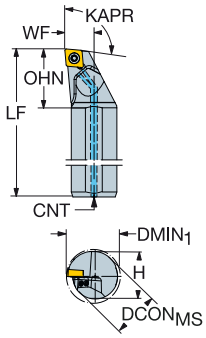

		CZC$_{MS}$	DMIN$_1$	OHX	OHN	CNSC	Bestelnummer	Afmetingen, mm DCON$_{MS}$	H	BD	LF	WF	CNT	BAR	NM	KG	MIID
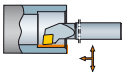	09	20	25.0	80.0	33.0	1	**A20S-SCLCR/L 09HP**	20.0	18.0	20.0	250.0	13.0	G 1/8-28	275	3.0	0.55	CCMT 09 T3 08
		25	32.0	100.0	32.0	1	**A25T-SCLCR/L 09HP**	25.0	23.0	25.0	300.0	17.0	G 1/8-28	275	3.0	0.95	CCMT 09 T3 08

R = Rechts, L = Links

		Reserve onderdelen	
CZC$_{MS}$		Wisselplaat-schroef	Spuitmond
09	20	5513 020-09	5691 026-13
09	25	5513 020-10	5691 026-13

Ga voor de complete lijst van reserveonderdelen naar www.sandvik.coromant.com

A41 F2 G1 H36 H10 H5

CoroTurn® 107 boorbaar voor draaien

Schroefbevestiging

Cilindrisch met groef voor EasyFix-bus - interne koelmiddeltoevoer





CCMT, CCGT
CCGX, CCET

CCMW

KAPR 95.0°

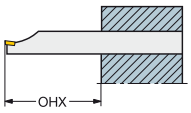

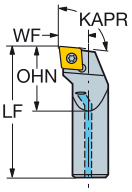

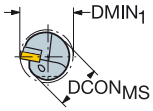

		CZC$_{MS}$	DMIN$_1$	OHX	OHN	CNSC	Bestelnummer	Afmetingen, mm DCON$_{MS}$	BD	LF	WF	BAR	NM	KG	MIID
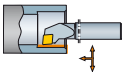	06	8	10.0	32.0	12.0	1	**A08H-SCLCR/L 06-R**	8.0	8.0	100.0	5.0	10	0.9	0.05	CCMT 06 02 04
		10	12.0	40.0	15.0	1	**A10K-SCLCR/L 06-R**	10.0	10.0	125.0	6.0	10	0.9	0.08	CCMT 06 02 04
		12	16.0	48.0	18.0	1	**A12M-SCLCR/L 06-R**	12.0	12.0	150.0	9.0	10	0.9	0.14	CCMT 06 02 04
		16	20.0	64.0	24.0	1	**A16R-SCLCR/L 06-R**	16.0	16.0	200.0	11.0	10	0.9	0.26	CCMT 06 02 04
	09	16	20.0	64.0	24.0	1	**A16R-SCLCR/L 09-R**	16.0	16.0	200.0	11.0	10	3.0	0.31	CCMT 09 T3 08
		20	25.0	80.0	30.0	1	**A20S-SCLCR/L 09-R**	20.0	20.0	250.0	13.0	10	3.0	0.58	CCMT 09 T3 08

R = Rechts, L = Links

		Reserve onderdelen
	CZC$_{MS}$	Wisselplaat-schroef
06	8-12	5513 020-46
06	16	5513 020-03
09	16-20	5513 020-09

Ga voor de complete lijst van reserveonderdelen naar www.sandvik.coromant.com

A41 F2 G1 H36 H10 H5

SANDVIK Coromant

CoroTurn® 107 boorbaar voor draaien

Schroefbevestiging

Cilindrisch met platte vlakken - interne koelmiddeltoevoer





CCMT, CCGT
CCGX, CCET

CCMW

KAPR

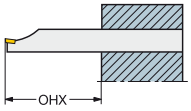

95.0°

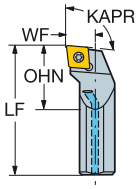

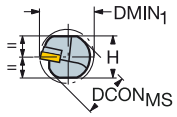

		CZC$_{MS}$	DMIN$_1$	OHX	OHN	CNSC	Bestelnummer	Afmetingen, mm DCON$_{MS}$	H	BD	LF	WF	BAR	NM	KG	MIID
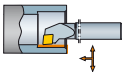	06	8	10.0	32.0	12.0	1	**A08H-SCLCR/L 06**	8.0	7.0	8.0	100.0	5.0	10	0.9	0.05	CCMT 06 02 04
		10	12.0	40.0	15.0	1	**A10K-SCLCR/L 06**	10.0	9.0	10.0	125.0	6.0	10	0.9	0.08	CCMT 06 02 04
		12	16.0	48.0	18.0	1	**A12M-SCLCR/L 06**	12.0	11.0	12.0	150.0	9.0	10	0.9	0.13	CCMT 06 02 04
		16	20.0	64.0	24.0	1	**A16R-SCLCR/L 06**	16.0	15.0	16.0	200.0	11.0	10	0.9	0.26	CCMT 06 02 04
	09	16	20.0	64.0	24.0	1	**A16R-SCLCR/L 09**	16.0	15.0	16.0	200.0	11.0	10	3.0	0.32	CCMT 09 T3 08
		20	25.0	80.0	30.0	1	**A20S-SCLCR/L 09**	20.0	18.0	20.0	250.0	13.0	10	3.0	0.40	CCMT 09 T3 08
		25	32.0	100.0	37.5	1	**A25T-SCLCR/L 09**	25.0	23.0	25.0	300.0	17.0	10	3.0	0.95	CCMT 09 T3 08
	12	25	32.0	100.0	37.5	1	**A25T-SCLCR/L 12**	25.0	23.0	25.0	300.0	17.0	10	3.0	0.95	CCMT 12 04 08
		32	40.0	128.0	48.0	1	**A32T-SCLCR/L 12**	32.0	30.0	32.0	300.0	22.0	10	3.0	1.67	CCMT 12 04 08
		40	50.0	160.0	60.0	1	**A40T-SCLCR/L 12**	40.0	37.0	40.0	300.0	27.0	10	3.0	2.52	CCMT 12 04 08

R = Rechts, L = Links

		Reserve onderdelen		
	CZC$_{MS}$	Wisselplaat-schroef	Onderlegplaat	Onderlegplaat schroef
06	8-12	5513 020-46		
06	16	5513 020-03		
09	16-20	5513 020-09		
09	25	5513 020-10		
12	25	5513 020-17		
12	32-40	5513 020-18	5322 232-02	5512 090-03

Ga voor de complete lijst van reserveonderdelen naar www.sandvik.coromant.com


A41


F2


G1



H36

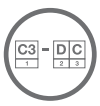

H10



H5

CoroTurn® 107 boorbaar voor draaien

Schroefbevestiging

Cilindrisch met groef voor EasyFix-bus - Precisie koelmiddeltoevoer





DCMT, DCMX
DCGT, DCGX, DCET
DCMW

KAPR

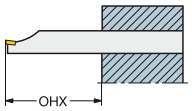

A..SDUCR/L..HP-R
93.0°

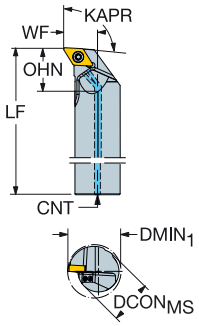

A..SDQCR/L..HP-R
107.5°

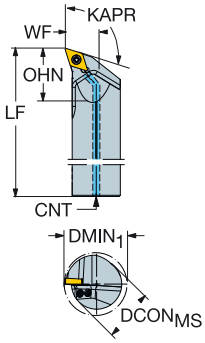

	CZC$_{MS}$	DMIN$_1$	RMPX	OHX	OHN	CNSC	Bestelnummer	Afmetingen, mm DCON$_{MS}$	BD	LF	WF	CNT	BAR	NM	KG	MIID
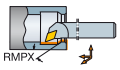	07	20	25.0	17°	80.0	22.2	1	**A20S-SDQCR/L 07HP-R**	20.0	20.0	250.0	13.0	G 1/8-28	275	0.9	0.56	DCMT 07 02 04
	11	25	32.0	17°	100.0	28.0	1	**A25T-SDQCR/L 11HP-R**	25.0	25.0	300.0	17.0	G 1/8-28	275	3.0	1.02	DCMT 11 T3 08
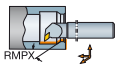	07	20	25.0	27°	80.0	23.1	1	**A20S-SDUCR 07HP-R**	20.0	20.0	250.0	13.0	G 1/8-28	275	0.9	0.57	DCMT 07 02 04
	11	20	25.0	27°	80.0	22.3	1	**A20S-SDUCR/L 11HP-R**	20.0	20.0	250.0	13.0	G 1/8-28	275	3.0	0.58	DCMT 11 T3 08
		25	32.0	27°	100.0	28.7	1	**A25T-SDUCR/L 11HP-R**	25.0	25.0	300.0	17.0	G 1/8-28	275	3.0	1.03	DCMT 11 T3 08

R = Rechts, L = Links

	Reserve onderdelen	
CZC$_{MS}$	Wisselplaat-schroef	Spuitmond
07 20	5513 020-03	5691 026-13
11 20	5513 020-09	5691 026-13
11 25	5513 020-10	5691 026-13

Ga voor de complete lijst van reserveonderdelen naar www.sandvik.coromant.com

A41 F2 G1 H36 H10 H5

SANDVIK Coromant

CoroTurn® 107 boorbaar voor draaien

Schroefbevestiging

Cilindrisch met platte vlakken - Precisie koelmiddeltoevoer





DCMT, DCMX
DCGT, DCGX, DCET
DCMW

KAPR

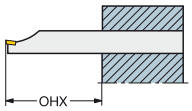

A..SDUCR/L..HP
93.0°

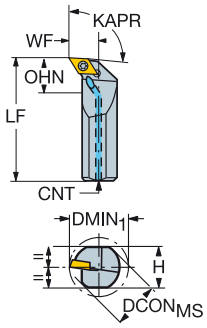

A..SDQCR/L..HP
107.5°

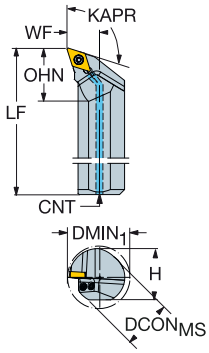

		CZC$_{MS}$	DMIN$_1$	RMPX	OHX	OHN	CNSC	Bestelnummer	Afmetingen, mm DCON$_{MS}$	H	BD	LF	WF	CNT	BAR	NM	KG	MIID
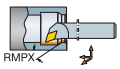	07	20	25.0	17°	80.0	21.2	1	**A20S-SDQCR/L 07HP**	20.0	18.0	20.0	250.0	13.0	G 1/8-28	275	0.9	0.55	DCMT 07 02 04
	11	25	32.0	17°	100.0	27.8	1	**A25T-SDQCR/L 11HP**	25.0	23.0	25.0	300.0	17.0	G 1/8-28	275	3.0	0.94	DCMT 11 T3 08
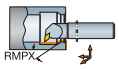	07	20	25.0	27°	80.0	22.2	1	**A20S-SDUCR 07HP**	20.0	18.0	20.0	250.0	13.0	G 1/8-28	275	0.9	0.55	DCMT 07 02 04
	11	20	25.0	27°	80.0	22.0	1	**A20S-SDUCR/L 11HP**	20.0	18.0	20.0	250.0	13.0	G 1/8-28	275	3.0	0.55	DCMT 11 T3 08
		25	32.0	27°	100.0	28.5	1	**A25T-SDUCR/L 11HP**	25.0	23.0	25.0	300.0	17.0	G 1/8-28	275	3.0	0.95	DCMT 11 T3 08

R = Rechts, L = Links

		Reserve onderdelen	
	CZC$_{MS}$	Wisselplaat-schroef	Spuitmond
07	20	5513 020-03	5691 026-13
11	20	5513 020-09	5691 026-13
11	25	5513 020-10	5691 026-13

Ga voor de complete lijst van reserveonderdelen naar www.sandvik.coromant.com

A41 F2 G1 H36 H10 H5

CoroTurn® 107 boorbaar voor draaien

Schroefbevestiging

Cilindrisch met groef voor EasyFix-bus - interne koelmiddeltoevoer





KAPR

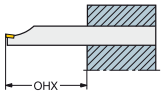

A..SDQCR/L -R
107.5°

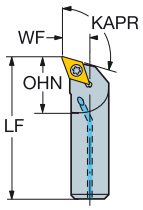

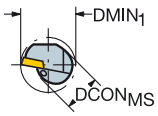

A..SDUCR/L -R
93.0°

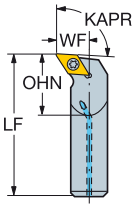

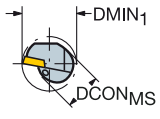

A..SDXCR/L-R
62.5°

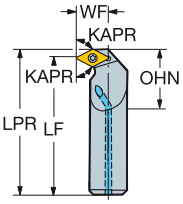

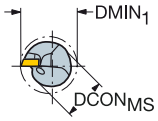

A..SDXCR/L-R
117.5°

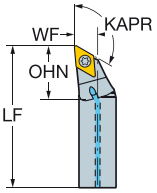

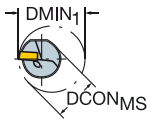

DCMT, DCMX
DCGT, DCGX, DCET

DCMW

		CZC$_{MS}$	DMIN$_1$	RMPX	OHX	OHN	CNSC	Bestelnummer	DCON$_{MS}$	LPR	LF	WF	BAR	NM	KG	MIID
	07	10	13.0	17°	40.0	15.0	1	A10K-SDQCR/L 07-R	10		125.0	7.0	10	0.9	0.08	DCMT 07 02 04
		12	16.0	17°	48.0	18.0	1	A12M-SDQCR/L 07-R	12		150.0	9.0	10	0.9	0.13	DCMT 07 02 04
		16	20.0	17°	64.0	24.0	1	A16R-SDQCR/L 07-R	16		200.0	11.0	10	0.9	0.31	DCMT 07 02 04
RMPX	11	20	25.0	17°	80.0	30.0	1	A20S-SDQCR/L 11-R	20		250.0	13.0	10	3.0	0.58	DCMT 11 T3 08
	07	10	15.0	27°	40.0	15.0	1	A10K-SDUCR/L 07-ER	10		125.0	9.0	10	0.9	0.08	DCMT 07 02 04
		12	18.0	27°	48.0	18.0	1	A12M-SDUCR/L 07-ER	12		150.0	11.0	10	0.9	0.13	DCMT 07 02 04
		16	20.0	27°	64.0	24.0	1	A16R-SDUCR/L 07-R	16		200.0	11.0	10	0.9	0.31	DCMT 07 02 04
RMPX	11	20	25.0	27°	80.0	30.0	1	A20S-SDUCR/L 11-R	20		250.0	13.0	10	3.0	0.59	DCMT 11 T3 08
	07	12	16.0	60°	48.0	18.0	1	A12M-SDXCR/L 07-R	12	155.1	150.0	9.0	10	0.9	0.13	DCMT 07 02 04
		16	20.0	60°	64.0	24.0	1	A16R-SDXCR/L 07-R	16	205.1	200.0	11.0	10	0.9	0.30	DCMT 07 02 04
RMPX	11	20	25.0	60°	80.0	30.0	1	A20S-SDXCR/L 11-R	20	256.8	250.0	13.0	10	3.0	0.59	DCMT 11 T3 08
	07	16	20.0	5°	64.0	24.0	1	A16K-SDXCR/L 07-R	16		125.0	9.0	10	0.9	0.17	DCMT 07 02 04
	11	20	25.0	3°	80.0	30.0	1	A20M-SDXCR/L 11-R	20		150.0	12.0	10	3.0	0.33	DCMT 11 T3 08

Afmetingen, mm

R = Rechts, L = Links

	Reserve onderdelen
CZC$_{MS}$	Wisselplaat-schroef
07 10-16	5513 020-03
11 20	5513 020-09

Ga voor de complete lijst van reserveonderdelen naar www.sandvik.coromant.com


A41


F2


G1



H36



H10



H5

SANDVIK Coromant

CoroTurn® 107 boorbaar voor draaien

Schroefbevestiging

Cilindrisch met platte vlakken - interne koelmiddeltoevoer



KAPR

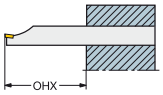

A..SDQCR/L
107.5°

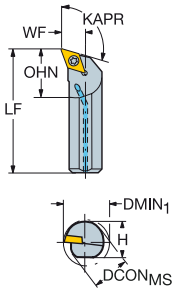

A..SDUCR/L
93.0°

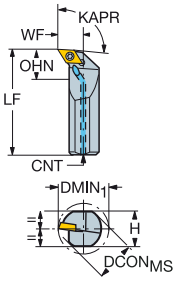

A..SDXCR/L
62.5°

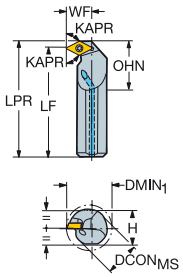



DCMT, DCMX
DCGT, DCGX, DCET

DCMW

		CZC$_{MS}$	DMIN$_1$	RMPX	OHX	OHN	CNSC	Bestelnummer	DCON$_{MS}$	H	BD	LPR	LF	WF	BAR	NM	KG	MIID
									Afmetingen, mm									
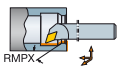	07	10	13.0	17°	40.0	15.0	1	A10K-SDQCR/L 07	10.0	9.0	10.0		125.0	7.0	10	0.9	0.08	DCMT 07 02 04
		12	16.0	17°	48.0	18.0	1	A12M-SDQCR/L 07	12.0	11.0	12.0		150.0	9.0	10	0.9	0.13	DCMT 07 02 04
		16	20.0	17°	64.0	24.0	1	A16R-SDQCR/L 07	16.0	15.0	16.0		200.0	11.0	10	0.9	0.28	DCMT 07 02 04
	11	20	25.0	17°	80.0	30.0	1	A20S-SDQCR/L 11	20.0	18.0	20.0		250.0	13.0	10	3.0	0.56	DCMT 11 T3 08
		25	32.0	17°	100.0	37.5	1	A25T-SDQCR/L 11	25.0	23.0	25.0		300.0	17.0	10	3.0	0.94	DCMT 11 T3 08
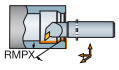	07	10	13.0	27°	40.0	15.0	1	A10K-SDUCR/L 07	10.0	9.0	10.0		125.0	7.0	10	0.9	0.08	DCMT 07 02 04
		12	16.0	27°	48.0	18.0	1	A12M-SDUCR/L 07	12.0	11.0	12.0		150.0	9.0	10	0.9	0.13	DCMT 07 02 04
		16	20.0	27°	64.0	24.0	1	A16R-SDUCR/L 07	16.0	15.0	16.0		200.0	11.0	10	0.9	0.31	DCMT 07 02 04
	11	20	25.0	27°	80.0	30.0	1	A20S-SDUCR/L 11	20.0	18.0	20.0		250.0	13.0	10	3.0	0.46	DCMT 11 T3 08
		25	32.0	27°	100.0	37.5	1	A25T-SDUCR/L 11	25.0	23.0	25.0		300.0	17.0	10	3.0	0.95	DCMT 11 T3 08
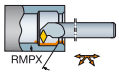	07	12	16.0	60°	48.0	18.0	1	A12M-SDXCR/L 07	12.0	11.0	12.0	155.1	150.0	9.0	10	0.9	0.13	DCMT 07 02 04
		16	20.0	60°	64.0	24.0	1	A16R-SDXCR/L 07	16.0	15.0	16.0	205.1	200.0	11.0	10	0.9	0.29	DCMT 07 02 04
	11	20	25.0	60°	80.0	30.0	1	A20S-SDXCR/L 11	20.0	18.0	20.0	256.8	250.0	13.0	10	3.0	0.56	DCMT 11 T3 08
		25	32.0	60°	100.0	37.5	1	A25T-SDXCR/L 11	25.0	23.0	25.0	306.8	300.0	17.0	10	3.0	0.96	DCMT 11 T3 08

R = Rechts, L = Links

	Reserve onderdelen
CZC$_{MS}$	Wisselplaat-schroef
07 10	5513 020-48
07 12-16	5513 020-03
11 20	5513 020-09
11 25	5513 020-10

Ga voor de complete lijst van reserveonderdelen naar www.sandvik.coromant.com

A41 F2 G1 H36 H10 H5

CoroTurn® 107 boorbaar voor draaien

Schroefbevestiging

Cilindrisch met groef voor EasyFix-bus - interne koelmiddeltoevoer





R300

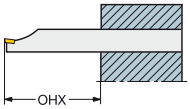

A..SRXDR/L-R

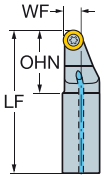

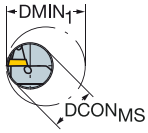

A..SRDDN-R

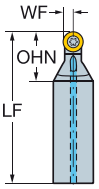

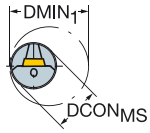

		CZC$_{MS}$	DMIN$_1$	LU	RMPX	OHX	OHN	CNSC	Bestelnummer	Afmetingen, mm DCON$_{MS}$	BD	LF	WF	BAR	NM	KG	MIID
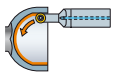	08	16	20.0	12.6	90°	64.0	24.0	1	**A16K-SRDDN 08-R**	16.0	16.0	125.0	4.0	10	0.9	0.17	R300-0828..
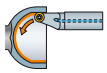	08	20	25.0		0°	80.0	30.0	1	**A20M-SRXDR/L 08-R**	20.0	20.0	150.0	9.0	10	1.2	0.34	R300-0828..
	10	20	25.0		0°	80.0	30.0	1	**A20M-SRXDR/L 10-R**	20.0	20.0	150.0	9.0	10	3.0	0.30	R300-1032..

N = Neutraal, R = Rechts, L = Links

Voor wisselplaten en snijgegevens, zie de Rotatiegereedschap catalogus

	Reserve onderdelen
CZC$_{MS}$	Wisselplaat-schroef
08 16	5513 020-48
08 20	5513 020-56
10 20	5513 020-43

Ga voor de complete lijst van reserveonderdelen naar www.sandvik.coromant.com

A41 F2 G1 H36 H10 H5

CoroTurn® 107 boorbaar voor draaien

Schroefbevestiging

Cilindrisch met groef voor EasyFix-bus - interne koelmiddeltoevoer





SCMT, SCGX
SCMW

KAPR

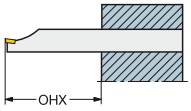

75.0°

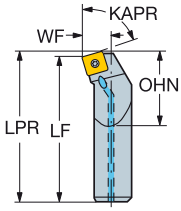

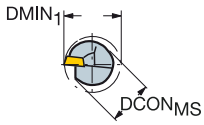

		CZC$_{MS}$	DMIN$_1$	RMPX	OHX	OHN	CNSC	Bestelnummer	Afmetingen, mm DCON$_{MS}$	BD	LPR	LF	WF	BAR	NM	KG	MIID
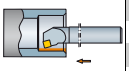	09	16	20.0	10°	64.0	24.0	1	**A16R-SSKCR 09-R**	16.0	16.0	202.2	200.0	11.0	10	3.0	0.31	SCMT 09 T3 08
		20	25.0	10°	80.0	30.0	1	**A20S-SSKCR 09-R**	20.0	20.0	252.2	250.0	13.0	10	3.0	0.59	SCMT 09 T3 08

R = rechts

Reserve onderdelen
Wisselplaat-schroef
5513 020-09

Ga voor de complete lijst van reserveonderdelen naar www.sandvik.coromant.com

A41 F2 G1 H36 H10 H5

CoroTurn® 107 boorbaar voor draaien

Schroefbevestiging

Cilindrisch met platte vlakken - interne koelmiddeltoevoer





SCMT, SCGX
SCMW

KAPR

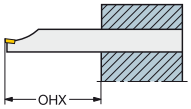

75.0°

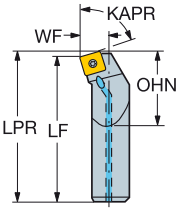

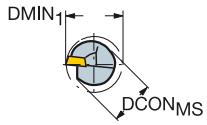

		CZC$_{MS}$	DMIN$_1$	RMPX	OHX	OHN	CNSC	Bestelnummer	Afmetingen, mm DCON$_{MS}$	H	BD	LPR	LF	WF	BAR	NM	KG	MIID
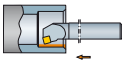	09	16	20.0	10°	64.0	24.0	1	**A16R-SSKCR/L 09**	16.0	15.0	16.0	202.2	200.0	11.0	10	3.0	0.31	SCMT 09 T3 08
		20	25.0	10°	80.0	30.0	1	**A20S-SSKCR/L 09**	20.0	18.0	20.0	252.2	250.0	13.0	10	3.0	0.56	SCMT 09 T3 08
	12	25	32.0	10°	100.0	37.5	1	**A25T-SSKCR/L 12**	25.0	23.0	25.0	303.1	300.0	17.0	10	3.0	0.86	SCMT 12 04 08
		32	40.0	10°	128.0	48.0	1	**A32T-SSKCR 12**	32.0	30.0	32.0	303.1	300.0	22.0	10	3.0	1.68	SCMT 12 04 08

R = Rechts, L = Links

	Reserve onderdelen		
CZC$_{MS}$	Wisselplaat-schroef	Onderlegplaat	Onderlegplaat schroef
09 16-20	5513 020-09		
12 25	5513 020-17		
12 32	5513 020-18	5322 420-02	5512 090-03

Ga voor de complete lijst van reserveonderdelen naar www.sandvik.coromant.com

A41 F2 G1 H36 H10 H5

CoroTurn® 107 boorbaar voor draaien

Schroefbevestiging

Cilindrisch met groef voor EasyFix-bus - Precisie koelmiddeltoevoer





TCMT, TCMX,
TCGT, TCGX
TCEX

TCMW

KAPR

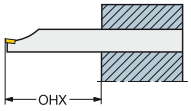

91.0°

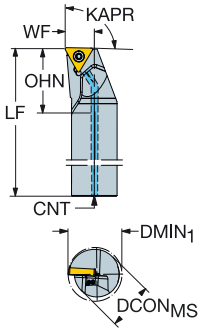

								Afmetingen, mm								
		CZC_{MS}	$DMIN_1$	OHX	OHN	CNSC	**Bestelnummer**	$DCON_{MS}$	BD	LF	WF	CNT	BAR	NM	KG	MIID
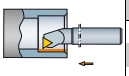	11	20	25.0	80.0	27.1	1	**A20S-STFCR/L 11HP-RB1**	20.0	20.0	250.0	13.0	G 1/8-28	275	0.9	0.57	TCMT 11 03 04
	16	25	32.0	100.0	31.5	1	**A25T-STFCR/L 16HP-R**	25.0	25.0	300.0	17.0	G 1/8-28	275	3.0	1.04	TCMT 16 T3 08

B1 = Voor wisselplaten met dikte 03 = 3.18 mm.

R = Rechts, L = Links

		Reserve onderdelen	
	CZC_{MS}	Wisselplaat-schroef	Spuitmond
11	20	5513 020-03	5691 026-23
16	25	5513 020-10	5691 026-23

Ga voor de complete lijst van reserveonderdelen naar www.sandvik.coromant.com

A41 F2 G1 H36 H10 H5

CoroTurn® 107 boorbaar voor draaien

Schroefbevestiging

Cilindrisch met platte vlakken - Precisie koelmiddeltoevoer





TCMT, TCMX,
TCGT, TCGX
TCEX

TCMW

KAPR 91.0°

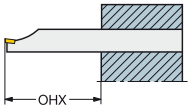

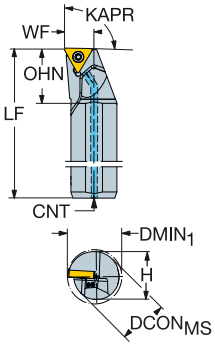

		CZC$_{MS}$	DMIN$_1$	OHX	OHN	CNSC	Bestelnummer	DCON$_{MS}$	H	BD	LF	WF	CNT	BAR	NM	KG	MIID
	16	25	32.0	100.0	31.2	1	**A25T-STFCR/L 16HP**	25.0	23.0	25.0	300.0	17.0	G 1/8-28	275	3.0	0.96	TCMT 16 T3 08

Afmetingen, mm

R = Rechts, L = Links

Reserve onderdelen	
Wisselplaat-schroef	Spuitmond
5513 020-10	5691 026-23

Ga voor de complete lijst van reserveonderdelen naar www.sandvik.coromant.com

A41 F2 G1 H36 H10 H5

SANDVIK Coromant

CoroTurn® 107 boorbaar voor draaien

Schroefbevestiging

Cilindrisch met groef voor EasyFix-bus - interne koelmiddeltoevoer





TCMT, TCMX, TCGT, TCGX TCEX

TCMW

KAPR

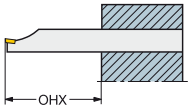

91.0°

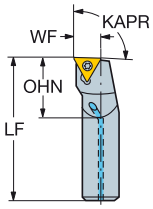

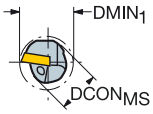

	CZC$_{MS}$	DMIN$_1$	OHX	OHN	CNSC	Bestelnummer	Afmetingen, mm DCON$_{MS}$	BD	LF	WF	BAR	NM	KG	MIID
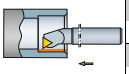	06	6	8.5	24.0	9.0	1	**A06F-STFCR/L 06-R**	6.0	6.0	80.0	4.5	10	0.6	0.03	TCMT 06 T1 02
		8	11.0	32.0	12.0	1	**A08H-STFCR/L 06-R**	8.0	8.0	100.0	5.9	10	0.6	0.05	TCMT 06 T1 02
	09	10	13.0	40.0	15.0	1	**A10K-STFCR/L 09-R**	10.0	10.0	125.0	7.0	10	0.9	0.08	TCMT 09 02 04
		12	16.0	48.0	18.0	1	**A12M-STFCR/L 09-R**	12.0	12.0	150.0	9.0	10	0.9	0.12	TCMT 09 02 04
	11	12	16.0	48.0	18.0	1	**A12M-STFCR/L 11-RB1**	12.0	12.0	150.0	9.0	10	0.9	0.13	TCMT 11 03 04
		16	20.0	64.0	24.0	1	**A16R-STFCR/L 11-RB1**	16.0	16.0	200.0	11.0	10	0.9	0.30	TCMT 11 03 04
		20	25.0	80.0	30.0	1	**A20S-STFCR/L 11-RB1**	20.0	20.0	250.0	13.0	10	0.9	0.57	TCMT 11 03 04
		25	32.0	100.0	37.5	1	**A25T-STFCR 11-RB1**	25.0	25.0	300.0	17.0	10	0.9	1.02	TCMT 11 03 04

B1 = Voor wisselplaten met dikte 03 = 3.18 mm.

R = Rechts, L = Links

	Reserve onderdelen
CZC$_{MS}$	Wisselplaat-schroef
06	6	5513 020-28
06	8	5513 020-27
09	10-12	5513 020-05
11	12-25	5513 020-03

Ga voor de complete lijst van reserveonderdelen naar www.sandvik.coromant.com

A41 F2 G1 H36 H10 H5

CoroTurn® 107 boorbaar voor draaien

Schroefbevestiging

Cilindrisch met groef voor EasyFix-bus - interne koelmiddeltoevoer





TCEX

KAPR 93.0°

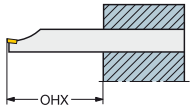

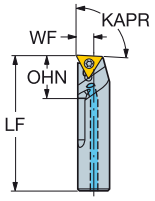

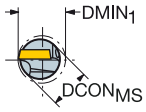

		CZC$_{MS}$	DMIN$_1$	OHX	OHN	CNSC	Bestelnummer	Afmetingen, mm DCON$_{MS}$	BD	LF	WF	BAR	NM	KG	MIID
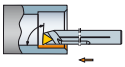	05	5	6.0	20.0	7.5	1	**A05F-STUCR/L 05-GR**	5.0	5.0	80.0	2.9	10	0.4	0.02	TCEX 05 01 00R-F
		6	7.0	24.0	9.0	1	**A06F-STUCR/L 05-GR**	6.0	6.0	80.0	3.2	10	0.4	0.03	TCEX 05 01 00R-F
	06	8	9.0	32.0	12.0	1	**A08H-STUCR/L 06-GR**	8.0	8.0	100.0	4.2	10	0.6	0.05	TCEX 06 T1 00R-F
		10	11.0	40.0	15.0	1	**A10K-STUCR/L 06-GR**	10.0	10.0	125.0	5.2	10	0.6	0.08	TCEX 06 T1 00R-F

De rechtse (R) kotterbaar maakt gebruik van linkse (L) TCEX- wisselplaten en vice versa.

R = Rechts, L = Links

		Reserve onderdelen
	CZC$_{MS}$	Wisselplaat-schroef
05	5-6	5513 020-53
06	8	5513 020-44
06	10	5513 020-28

Ga voor de complete lijst van reserveonderdelen naar www.sandvik.coromant.com


A41


F2


G1



H36



H10



H5

SANDVIK Coromant

CoroTurn® 107 boorbaar voor draaien

Schroefbevestiging

Cilindrisch met platte vlakken - interne koelmiddeltoevoer





TCMT, TCMX,
TCGT, TCGX
TCEX

TCMW

KAPR

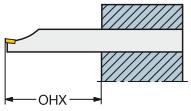

91.0°

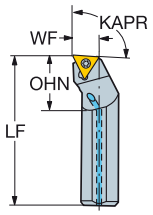

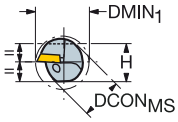

		CZC$_{MS}$	DMIN$_1$	OHX	OHN	CNSC	Bestelnummer	Afmetingen, mm DCON$_{MS}$	H	BD	LF	WF	BAR	NM	KG	MIID
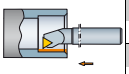	06	6	8.5	24.0	9.0	1	A06F-STFCR/L 06	6.0	5.0	6.0	80.0	4.5	10	0.6	0.03	TCMT 06 T1 02
		8	11.0	32.0	12.0	1	A08H-STFCR/L 06	8.0	7.0	8.0	100.0	5.9	10	0.6	0.05	TCMT 06 T1 02
	09	10	13.0	40.0	15.0	1	A10K-STFCR/L 09	10.0	9.0	10.0	125.0	7.0	10	0.9	0.08	TCMT 09 02 04
		12	16.0	48.0	18.0	1	A12M-STFCR/L 09	12.0	11.0	12.0	150.0	9.0	10	0.9	0.13	TCMT 09 02 04
	11	12	16.0	48.0	18.0	1	A12M-STFCR/L 11	12.0	11.0	12.0	150.0	9.0	10	0.9	0.13	TCMT 11 02 04
		12	16.0	48.0	18.0	1	A12M-STFCR/L 11-B1	12.0	11.0	12.0	150.0	9.0	10	0.9	0.13	TCMT 11 03 04
		16	20.0	64.0	24.0	1	A16R-STFCR/L 11	16.0	15.0	16.0	200.0	11.0	10	0.9	0.28	TCMT 11 02 04
		16	20.0	64.0	24.0	1	A16R-STFCR/L 11-B1	16.0	15.0	16.0	200.0	11.0	10	0.9	0.29	TCMT 11 03 04
		20	25.0	80.0	30.0	1	A20S-STFCR/L 11	20.0	18.0	20.0	250.0	13.0	10	0.9	0.53	TCMT 11 02 04
		20	25.0	80.0	30.0	1	A20S-STFCR/L 11-B1	20.0	18.0	20.0	250.0	13.0	10	0.9	0.53	TCMT 11 03 04
	16	25	32.0	100.0	37.5	1	A25T-STFCR/L 16	25.0	23.0	25.0	300.0	17.0	10	3.0	0.88	TCMT 16 T3 08
		32	40.0	128.0	48.0	1	A32T-STFCR/L 16	32.0	30.0	32.0	300.0	22.0	10	3.0	1.67	TCMT 16 T3 08
		40	50.0	160.0	60.0	1	A40T-STFCR/L 16	40.0	37.0	40.0	300.0	27.0	10	3.0	2.44	TCMT 16 T3 08

B1 = Voor wisselplaten met dikte 03 = 3.18 mm.

R = Rechts, L = Links

	Reserve onderdelen		
CZC$_{MS}$	Wisselplaat-schroef	Onderlegplaat	Onderlegplaat schroef
06 6	5513 020-28		
06 8	5513 020-27		
09 10-12	5513 020-05		
11 12-20	5513 020-03		
16 25	5513 020-10		
16 32-40	5513 020-01	5322 320-01	5512 090-01

Ga voor de complete lijst van reserveonderdelen naar www.sandvik.coromant.com

A41 F2 G1 H36 H10 H5

CoroTurn® 107 boorbaar voor draaien

Schroefbevestiging

Cilindrisch met groef voor EasyFix-bus - Precisie koelmiddeltoevoer





KAPR

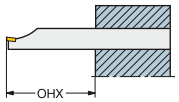

A..SVPBR/L..HP-R
117.5°

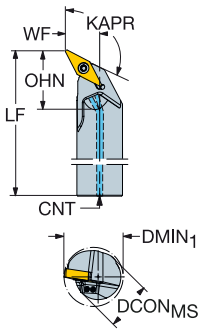

A..SVUBR/L..HP-DR
93.0°

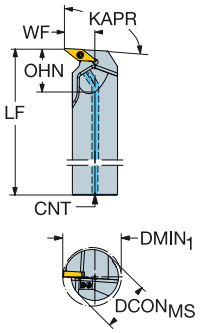

VBMT, VBGT
VCGX, VCEX,
VCGT, VCET

VBMW, VCMW

		CZC$_{MS}$	DMIN$_1$	RMPX	OHX	OHN	CNSC	Bestelnummer	Afmetingen, mm DCON$_{MS}$	BD	LF	WF	CNT	BAR	NM	KG	MIID
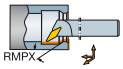	16	25	32.0	30°	100.0	31.4	1	**A25T-SVPBR/L 16HP-R**	25.0	25.0	300.0	17.0	G 1/8-28	275	3.0	1.02	VBMT 16 04 08
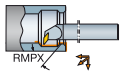	16	25	33.0	50°	100.0	32.5	1	**A25T-SVUBR/L 16HP-DR**	25.0	25.0	300.0	18.0	G 1/8-28	275	3.0	1.04	VBMT 16 04 08

B1 = Voor wisselplaten met dikte 03 = 3.18 mm.

R = Rechts, L = Links

Reserve onderdelen	
Wisselplaat-schroef	Spuitmond
5513 020-10	5691 026-13

Ga voor de complete lijst van reserveonderdelen naar www.sandvik.coromant.com

A41 F2 G1 H36 H10 H5

CoroTurn® 107 boorbaar voor draaien

Schroefbevestiging

Cilindrisch met platte vlakken - Precisie koelmiddeltoevoer





VBMT, VBGT
VCGX, VCEX,
VCGT, VCET

VBMW, VCMW

KAPR

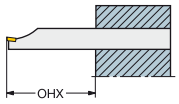

A..SVPBR/L..HP
117.5°

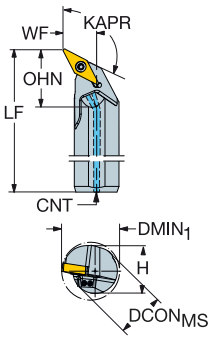

A..SVQBR/L..HP-D
107.5°

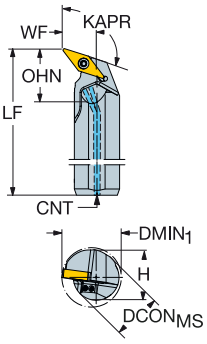

A..SVUBR/L..HP-D
93.0°

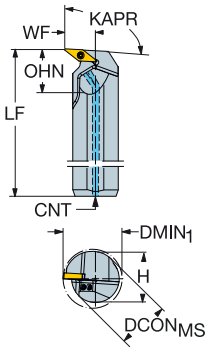

		CZC$_{MS}$	DMIN$_1$	RMPX	OHX	OHN	CNSC	Bestelnummer	Afmetingen, mm DCON$_{MS}$	H	BD	LF	WF	CNT	BAR	NM	KG	MIID
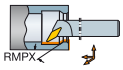	16	25	32.0	30°	100.0	31.0	1	A25T-SVPBR/L 16HP	25.0	23.0	25.0	300.0	17.0	G 1/8-28	275	3.0	0.94	VBMT 16 04 08
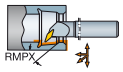	16	25	33.0	35°	100.0	32.8	1	A25T-SVQBR/L 16HP-D	25.0	23.0	25.0	300.0	18.0	G 1/8-28	275	3.0	0.95	VBMT 16 04 08
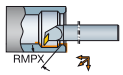	11	25	33.0	50°	100.0	26.7	1	A25T-SVUBR 11HP-DB1	25.0	23.0	25.0	300.0	18.0	G 1/8-28	275	0.9	0.96	VBMT 11 03 04
	16	25	33.0	50°	100.0	33.0	1	A25T-SVUBR/L 16HP-D	25.0	23.0	25.0	300.0	18.0	G 1/8-28	275	3.0	0.96	VBMT 16 04 08

B1 = Voor wisselplaten met dikte 03 = 3.18 mm.

R = Rechts, L = Links

		Reserve onderdelen	
CZC$_{MS}$		Wisselplaat-schroef	Spuitmond
11	25	5513 020-20	5691 026-13
16	25	5513 020-10	5691 026-13

Ga voor de complete lijst van reserveonderdelen naar www.sandvik.coromant.com

A41 F2 G1 H36 H10 H5

CoroTurn® 107 boorbaar voor draaien

Schroefbevestiging

Cilindrisch met groef voor EasyFix-bus - interne koelmiddeltoevoer





VCMT, VCEX, VCGX
VCMW

KAPR

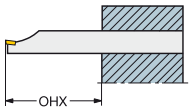

A..SVUCR/L -ER
93.0°

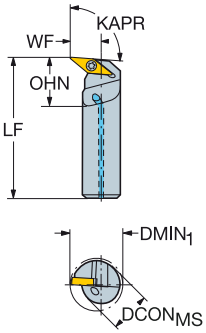

A..SVQCR/L-ER
107.5°

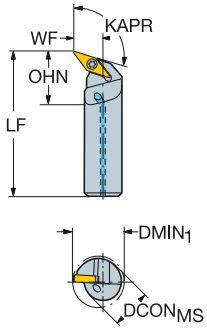

		CZC$_{MS}$	DMIN$_1$	RMPX	OHX	OHN	CNSC	Bestelnummer	Afmetingen, mm DCON$_{MS}$	BD	LF	WF	BAR	NM	KG	MIID
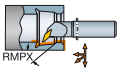	11	16	22.0	35°	64.0	24.0	1	**A16R-SVQCR/L 11-ER**	16.0	16.0	200.0	13.0	10	0.9	0.30	VCMT 11 03 04
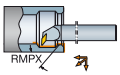	11	16	22.0	50°	64.0	24.0	1	**A16R-SVUCR/L 11-ER**	16.0	16.0	200.0	13.0	10	0.9	0.30	VCMT 11 03 04

R = Rechts, L = Links

Reserve onderdelen
Wisselplaat-schroef
5513 020-03

Ga voor de complete lijst van reserveonderdelen naar www.sandvik.coromant.com

A41 F2 G1 H36 H10 H5

SANDVIK Coromant

CoroTurn® 107 boorbaar voor draaien

Schroefbevestiging

Cilindrisch met groef voor EasyFix-bus - interne koelmiddeltoevoer





VBMT, VBGT
VCGX, VCEX,
VCGT, VCET

VBMW, VCMW

KAPR

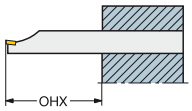

A..SVUBR/L -ER
93.0°

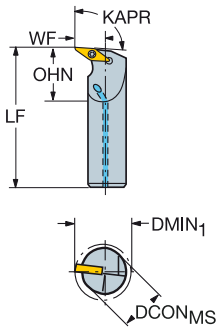

A..SVQBR/L -R
107.5°

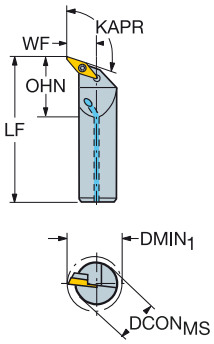

		CZC$_{MS}$	DMIN$_1$	RMPX	OHX	OHN	CNSC	Bestelnummer	DCON$_{MS}$	BD	LF	WF	BAR	NM	KG	MIID
								Afmetingen, mm								
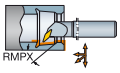	11	20	27.0	35°	80.0	30.0	1	**A20S-SVQBR/L 11-ERB1**	20.0	20.0	250.0	15.0	10	0.9	0.58	VBMT 11 03 04
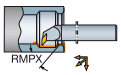	11	16	22.0	50°	64.0	24.0	1	**A16R-SVUBR/L 11-ERB1**	16.0	16.0	200.0	13.0	10	0.9	0.30	VBMT 11 03 04
		20	27.0	50°	80.0	30.0	1	**A20S-SVUBR/L 11-ERB1**	20.0	20.0	250.0	15.0	10	0.9	0.58	VBMT 11 03 04

B1 = Voor wisselplaten met dikte 03 = 3.18 mm.

R = Rechts, L = Links

Reserve onderdelen
Wisselplaat-schroef
5513 020-20

Ga voor de complete lijst van reserveonderdelen naar www.sandvik.coromant.com

A41 F2 G1 H36 H10 H5

CoroTurn® 107 boorbaar voor draaien

Schroefbevestiging

Cilindrisch met platte vlakken - interne koelmiddeltoevoer





VCMT, VCEX, VCGX

VCMW

KAPR

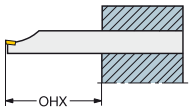

A..SVUCR/L
93.0°

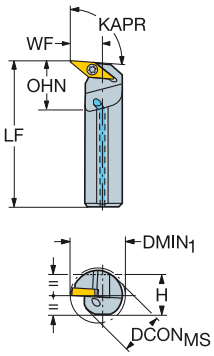

A..SVQCR/L
107.5°

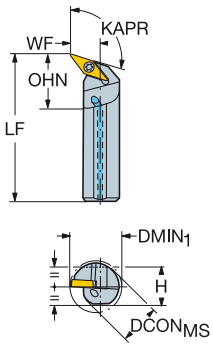

		CZC$_{MS}$	DMIN$_1$	RMPX	OHX	OHN	CNSC	Bestelnummer	Afmetingen, mm DCON$_{MS}$	H	BD	LF	WF	BAR	NM	KG	MIID
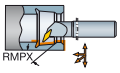	11	16	22.0	35°	64.0	24.0	1	**A16R-SVQCR/L 11-E**	16.0	15.0	16.0	200.0	13.0	10	0.9	0.28	VCMT 11 03 04
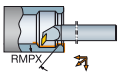	11	16	22.0	50°	64.0	24.0	1	**A16R-SVUCR/L 11-E**	16.0	15.0	16.0	200.0	13.0	10	0.9	0.29	VCMT 11 03 04

R = Rechts, L = Links

Reserve onderdelen
Wisselplaat-schroef
5513 020-03

Ga voor de complete lijst van reserveonderdelen naar www.sandvik.coromant.com

A41 F2 G1 H36 H10 H5

SANDVIK Coromant

CoroTurn® 107 boorbaar voor draaien

Schroefbevestiging

Cilindrisch met platte vlakken - interne koelmiddeltoevoer





VBMT, VBGT
VCGX, VCEX,
VCGT, VCET

VBMW, VCMW

KAPR

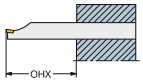

A..SVPBR/L
117.5°

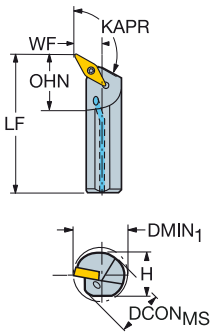

A..SVQBR/L
107.5°

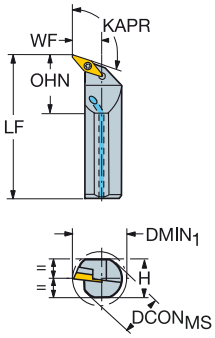

A..SVUBR/L
93.0°

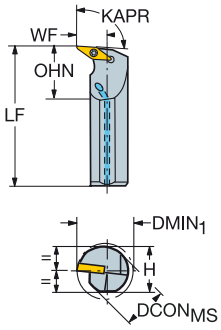

									Afmetingen, mm								
		CZC_{MS}	$DMIN_1$	RMPX	OHX	OHN	CNSC	Bestelnummer	$DCON_{MS}$	H	BD	LF	WF	BAR	NM	KG	MIID
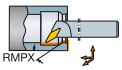	16	25	32.0	25°	100.0	37.5	1	A25T-SVPBR/L 16	25.0	23.0	25.0	300.0	17.0	10	3.0	0.94	VBMT 16 04 08
		32	40.0	25°	128.0	48.0	1	A32T-SVPBR/L 16	32.0	30.0	32.0	300.0	22.0	10	3.0	1.65	VBMT 16 04 08
		40	50.0	25°	160.0	60.0	1	A40T-SVPBR/L 16	40.0	37.0	40.0	300.0	27.0	10	3.0	2.45	VBMT 16 04 08
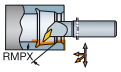	11	16	22.0	35°	64.0	24.0	1	A16R-SVQBR/L 11-E	16.0	15.0	16.0	200.0	13.0	10	0.9	0.28	VBMT 11 02 04
		16	22.0	35°	64.0	24.0	1	A16R-SVQBR/L 11-EB1	16.0	15.0	16.0	200.0	13.0	10	0.9	0.30	VBMT 11 03 04
		20	27.0	35°	80.0	30.0	1	A20S-SVQBR/L 11-E	20.0	18.0	20.0	250.0	15.0	10	0.9	0.54	VBMT 11 02 04
		20	27.0	35°	80.0	30.0	1	A20S-SVQBR/L 11-EB1	20.0	18.0	20.0	250.0	15.0	10	0.9	0.54	VBMT 11 03 04
		25	33.0	35°	100.0	37.5	1	A25T-SVQBR/L 11-D	25.0	23.0	25.0	300.0	18.0	10	0.9	0.95	VBMT 11 02 04
		25	33.0	35°	100.0	37.5	1	A25T-SVQBR/L 11-DB1	25.0	23.0	25.0	300.0	18.0	10	0.9	0.94	VBMT 11 03 04
	16	25	33.0	35°	100.0	37.5	1	A25T-SVQBR/L 16-D	25.0	23.0	25.0	300.0	18.0	10	3.0	0.95	VBMT 16 04 08
		32	40.0	35°	128.0	48.0	1	A32T-SVQBR/L 16	32.0	30.0	32.0	300.0	22.0	10	3.0	1.66	VBMT 16 04 08
		40	50.0	35°	160.0	60.0	1	A40T-SVQBR/L 16	40.0	37.0	40.0	300.0	27.0	10	3.0	2.51	VBMT 16 04 08
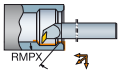	11	16	22.0	50°	64.0	24.0	1	A16R-SVUBR/L 11-E	16.0	15.0	16.0	200.0	13.0	10	0.9	0.29	VBMT 11 02 04
		16	22.0	50°	64.0	24.0	1	A16R-SVUBR/L 11-EB1	16.0	15.0	16.0	200.0	13.0	10	0.9	0.28	VBMT 11 03 04
		20	27.0	50°	80.0	30.0	1	A20S-SVUBR/L 11-E	20.0	18.0	20.0	250.0	15.0	10	0.9	0.54	VBMT 11 02 04
		20	27.0	50°	80.0	30.0	1	A20S-SVUBR/L 11-EB1	20.0	18.0	20.0	250.0	15.0	10	0.9	0.58	VBMT 11 03 04
		25	33.0	50°	100.0	37.5	1	A25T-SVUBR/L 11-D	25.0	23.0	25.0	300.0	18.0	10	0.9	0.96	VBMT 11 02 04
		25	33.0	50°	100.0	37.5	1	A25T-SVUBR/L 11-DB1	25.0	23.0	25.0	300.0	18.0	10	0.9	0.96	VBMT 11 03 04
	16	25	33.0	50°	100.0	37.5	1	A25T-SVUBR/L 16-D	25.0	23.0	25.0	300.0	18.0	10	3.0	0.96	VBMT 16 04 08
		32	40.0	50°	128.0	48.0	1	A32T-SVUBR/L 16	32.0	30.0	32.0	300.0	22.0	10	3.0	1.50	VBMT 16 04 08
		40	50.0	50°	160.0	60.0	1	A40T-SVUBR/L 16	40.0	37.0	40.0	300.0	27.0	10	3.0	2.54	VBMT 16 04 08

B1 = Voor wisselplaten met dikte 03 = 3.18 mm.

R = Rechts, L = Links

		Reserve onderdelen		
	CZC_{MS}	Wisselplaat-schroef	Onderlegplaat	Onderlegplaat schroef
11	16-25	5513 020-20		
16	25	5513 020-10		
16	32-40	5513 020-01	5322 270-01	5512 090-01

Ga voor de complete lijst van reserveonderdelen naar www.sandvik.coromant.com

A41 F2 G1 H36 H10 H5

CoroTurn® 107 boorbaar voor trekkend draaien

Schroefbevestiging

Cilindrisch met groef voor EasyFix-bus - interne koelmiddeltoevoer





DCMT, DCMX
DCGT, DCGX, DCET
DCMW

KAPR

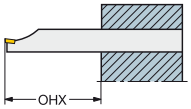

93.0°

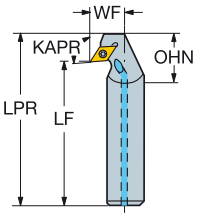

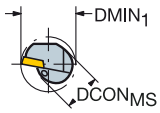

		CZC_{MS}	$DMIN_1$	RMPX	OHX	OHN	CNSC	Bestelnummer	Afmetingen, mm $DCON_{MS}$	BD	LPR	LF	WF	BAR	NM	KG	MIID
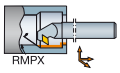 RMPX	07	16	22.0	27°	64.0	24.0	1	**A16R-SDUCR/L 07-ERX**	16.0	16.0	212.9	200.0	13.0	10	0.9	0.31	DCMT 07 02 04
		20	27.0	27°	80.0	30.0	1	**A20S-SDUCR/L 07-ERX**	20.0	20.0	262.9	250.0	15.0	10	0.9	0.60	DCMT 07 02 04

R = Rechts, L = Links

Reserve onderdelen
Wisselplaat-schroef
5513 020-03

Ga voor de complete lijst van reserveonderdelen naar www.sandvik.coromant.com

A41 F2 G1 H36 H10 H5

SANDVIK Coromant

CoroTurn® 107 boorbaar voor trekkend draaien

Schroefbevestiging

Cilindrisch met platte vlakken - interne koelmiddeltoevoer





DCMT, DCMX
DCGT, DCGX, DCET

DCMW

KAPR

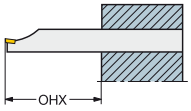

93.0°

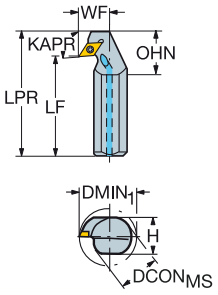

		CZC$_{MS}$	DMIN$_1$	RMPX	OHX	OHN	CNSC	Bestelnummer	Afmetingen, mm DCON$_{MS}$	H	BD	LPR	LF	WF	BAR	NM	KG	MIID
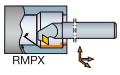 RMPX	07	16	22.0	27°	64.0	24.0	1	**A16R-SDUCR/L 07-EX**	16.0	15.0	16.0	212.2	200.0	13.0	10	0.9	0.31	DCMT 07 02 04
		20	27.0	27°	80.0	30.0	1	**A20S-SDUCR/L 07-EX**	20.0	18.0	20.0	262.2	250.0	15.0	10	0.9	0.56	DCMT 07 02 04
		25	33.0	27°	100.0	37.5	1	**A25T-SDUCR/L 07-DX**	25.0	23.0	25.0	312.2	300.0	18.0	10	0.9	0.92	DCMT 07 02 04
	11	32	40.0	27°	128.0	48.0	1	**A32T-SDUCR/L 11-X**	32.0	30.0	32.0	316.7	300.0	22.0	10	3.0	1.76	DCMT 11 T3 08

R = Rechts, L = Links

		Reserve onderdelen		
CZC$_{MS}$		Wisselplaat-schroef	Onderlegplaat	Onderlegplaat schroef
07	16-25	5513 020-03		
11	32	5513 020-01	5322 263-01	5512 090-01

Ga voor de complete lijst van reserveonderdelen naar www.sandvik.coromant.com

A41 F2 G1 H36 H10 H5

CoroTurn® 107 volhardmetalen boorbaar voor draaien

Schroefbevestiging

Cilindrisch met groef voor EasyFix-bus - interne koelmiddeltoevoer





CCMT, CCGT
CCGX, CCET

CCMW

KAPR 95.0°

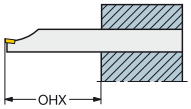

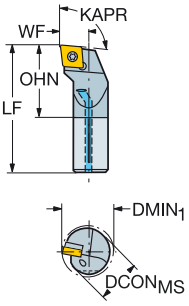

		CZC$_{MS}$	DMIN$_1$	OHX	OHN	CNSC	Bestelnummer	Afmetingen, mm DCON$_{MS}$	BD	LF	WF	BAR	NM	KG	MIID
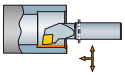	06	8	10.0	48.0	17.0	1	**E08K-SCLCR/L 06-R**	8.0	8.0	125.0	5.0	10	0.9	0.09	CCMT 06 02 04
		10	12.0	60.0	21.0	1	**E10M-SCLCR/L 06-R**	10.0	10.0	150.0	6.0	10	0.9	0.15	CCMT 06 02 04
		12	16.0	72.0	25.0	1	**E12Q-SCLCR/L 06-R**	12.0	12.0	180.0	9.0	10	0.9	0.26	CCMT 06 02 04
		16	20.0	96.0	33.0	1	**E16R-SCLCR/L 06-R**	16.0	16.0	200.0	11.0	10	0.9	0.50	CCMT 06 02 04
	09	16	20.0	96.0	33.0	1	**E16R-SCLCR/L 09-R**	16.0	16.0	200.0	11.0	10	3.0	0.50	CCMT 09 T3 08
		20	25.0	120.0	36.3	1	**E20S-SCLCR/L 09-R**	20.0	20.0	220.0	13.0	10	3.0	0.86	CCMT 09 T3 08
		25	32.0	150.0	41.3	1	**E25T-SCLCR/L 09-R**	25.0	25.0	270.0	17.0	10	3.0	1.58	CCMT 09 T3 08

R = Rechts, L = Links

	Reserve onderdelen	
	CZC$_{MS}$	Wisselplaat-schroef
06	8-12	5513 020-46
06	16	5513 020-03
09	16-20	5513 020-09
09	25	5513 020-10

Ga voor de complete lijst van reserveonderdelen naar www.sandvik.coromant.com

A41 F2 G1 H36 H10 H5

SANDVIK Coromant

CoroTurn® 107 volhardmetalen boorbaar voor draaien

Schroefbevestiging

Cilindrisch met groef voor EasyFix-bus - interne koelmiddeltoevoer





DCMT, DCMX
DCGT, DCGX, DCET

DCMW

KAPR

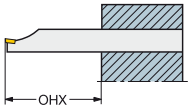

93.0°

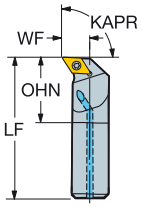

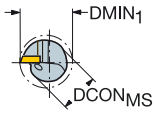

		CZC$_{MS}$	DMIN$_1$	RMPX	OHX	OHN	CNSC	Bestelnummer	Afmetingen, mm DCON$_{MS}$	BD	LF	WF	BAR	NM	KG	MIID
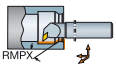	07	10	15.0	27°	60.0	25.0	1	**E10M-SDUCR/L 07-ER**	10.0	10.0	150.0	9.0	10	0.9	0.15	DCMT 07 02 04
		12	18.0	27°	72.0	30.0	1	**E12Q-SDUCR/L 07-ER**	12.0	12.0	180.0	11.0	10	0.9	0.25	DCMT 07 02 04
		16	22.0	27°	96.0	33.3	1	**E16R-SDUCR/L 07-ER**	16.0	16.0	200.0	13.0	10	0.9	0.48	DCMT 07 02 04
	11	20	25.0	27°	120.0	36.3	1	**E20S-SDUCR/L 11-R**	20.0	20.0	220.0	13.0	10	3.0	0.86	DCMT 11 T3 08
		25	32.0	27°	150.0	41.3	1	**E25T-SDUCR/L 11-R**	25.0	25.0	270.0	17.0	10	3.0	1.58	DCMT 11 T3 08

R = Rechts, L = Links

	Reserve onderdelen
CZC$_{MS}$	Wisselplaat-schroef
07 10-16	5513 020-03
11 20	5513 020-09
11 25	5513 020-10

Ga voor de complete lijst van reserveonderdelen naar www.sandvik.coromant.com

A41 F2 G1 H36 H10 H5

CoroTurn® 107 volhardmetalen boorbaar voor draaien

Schroefbevestiging

Cilindrisch met groef voor EasyFix-bus - interne koelmiddeltoevoer





TCMT, TCMX,
TCGT, TCGX
TCEX

TCMW

KAPR 91.0°

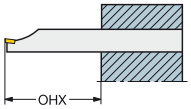

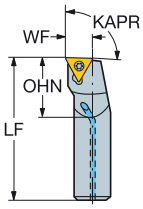

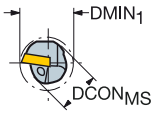

		CZC$_{MS}$	DMIN$_1$	OHX	OHN	CNSC	Bestelnummer	Afmetingen, mm DCON$_{MS}$	BD	LF	WF	BAR	NM	KG	MIID
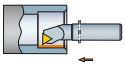	06	6	8.5	36.0	15.0	1	**E06H-STFCR/L 06-R**	6.0	6.0	100.0	4.5	10	0.6	0.05	TCMT 06 T1 02
		8	11.0	48.0	20.0	1	**E08K-STFCR/L 06-R**	8.0	8.0	125.0	5.9	10	0.6	0.09	TCMT 06 T1 02
	09	10	13.0	60.0	25.0	1	**E10M-STFCR/L 09-R**	10.0	10.0	150.0	7.0	10	0.9	0.15	TCMT 09 02 04
		12	16.0	72.0	30.0	1	**E12Q-STFCR/L 09-R**	12.0	12.0	180.0	9.0	10	0.9	0.25	TCMT 09 02 04
	11	16	20.0	96.0	33.2	1	**E16R-STFCR/L 11-R**	16.0	16.0	200.0	11.0	10	0.9	0.49	TCMT 11 02 04
		16	20.0	96.0	40.0	1	**E16R-STFCR/L 11-RB1**	16.0	16.0	200.0	11.0	10	0.9	0.50	TCMT 11 03 04
		20	25.0	120.0	36.3	1	**E20S-STFCR/L 11-RB1**	20.0	20.0	220.0	13.0	10	0.9	0.85	TCMT 11 03 04
		25	32.0	150.0	41.5	1	**E25T-STFCR 11-RB1**	25.0	25.0	270.0	17.0	10	0.9	1.58	TCMT 11 03 04
	16	25	32.0	150.0	41.5	1	**E25T-STFCR/L 16-R**	25.0	25.0	270.0	17.0	10	3.0	1.58	TCMT 16 T3 08

B1 = Voor wisselplaten met dikte 03 = 3.18 mm.

R = Rechts, L = Links

	Reserve onderdelen
CZC$_{MS}$	Wisselplaat-schroef
06	6	5513 020-28
06	8	5513 020-27
09	10-12	5513 020-05
11	16-25	5513 020-03
16	25	5513 020-10

Ga voor de complete lijst van reserveonderdelen naar www.sandvik.coromant.com

A41 F2 G1 H36 H10 H5

SANDVIK Coromant

CoroTurn® 107 volhardmetalen boorbaar voor draaien

Schroefbevestiging

Cilindrisch met groef voor EasyFix-bus - interne koelmiddeltoevoer





TCEX

KAPR

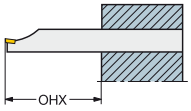

93.0°

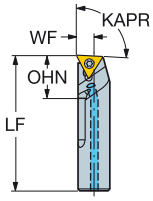

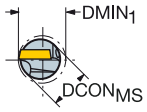

		CZC$_{MS}$	DMIN$_1$	OHX	OHN	CNSC	Bestelnummer	Afmetingen, mm DCON$_{MS}$	BD	LF	WF	BAR	NM	KG	MIID
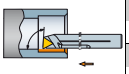	05	5	6.0	30.0	12.0	1	**E05H-STUCR/L 05-GR**	5.0	5.0	100.0	2.9	10	0.4	0.04	TCEX 05 01 00R-F
		6	7.0	36.0	13.0	1	**E06H-STUCR/L 05-GR**	6.0	6.0	100.0	3.2	10	0.4	0.05	TCEX 05 01 00R-F
	06	8	9.0	48.0	17.0	1	**E08K-STUCR/L 06-GR**	8.0	8.0	125.0	4.2	10	0.6	0.08	TCEX 06 T1 00R-F
		10	11.0	60.0	20.0	1	**E10M-STUCR/L 06-GR**	10.0	10.0	150.0	5.2	10	0.6	0.14	TCEX 06 T1 00R-F

De rechtse (R) kotterbaar maakt gebruik van linkse (L) TCEX- wisselplaten en vice versa.

R = Rechts, L = Links

		Reserve onderdelen
	CZC$_{MS}$	Wisselplaat-schroef
05	5-6	5513 020-53
06	8	5513 020-44
06	10	5513 020-28

Ga voor de complete lijst van reserveonderdelen naar www.sandvik.coromant.com

A41 F2 G1 H36 H10 H5

CoroTurn® 107 volhardmetalen boorbaar voor draaien

Schroefbevestiging

Cilindrisch met groef voor EasyFix-bus - interne koelmiddeltoevoer





VCMT, VCEX, VCGX
VCMW

KAPR

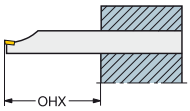

E..SVUCR/L-ER
93.0°

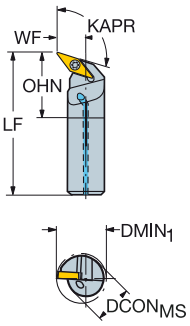

E..SVQCR/L -ER
107.5°

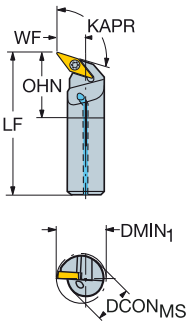

		CZC$_{MS}$	DMIN$_1$	RMPX	OHX	OHN	CNSC	Bestelnummer	Afmetingen, mm DCON$_{MS}$	BD	LF	WF	BAR	NM	KG	MIID
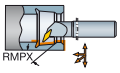	11	16	22.0	35°	96.0	33.0	1	**E16R-SVQCR/L 11-ER**	16.0	16.0	200.0	13.0	10	0.9	0.49	VCMT 11 03 04
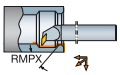	11	16	22.0	50°	96.0	33.0	1	**E16R-SVUCR/L 11-ER**	16.0	16.0	200.0	13.0	10	0.9	0.50	VCMT 11 03 04

R = Rechts, L = Links

Reserve onderdelen
Wisselplaat-schroef
5513 020-03

Ga voor de complete lijst van reserveonderdelen naar www.sandvik.coromant.com

A41 F2 G1 H36 H10 H5

SANDVIK Coromant

CoroTurn® 107 gedempte hardmetalen boorbaar voor draaien

Schroefbevestiging

Cilindrisch met groef voor EasyFix-bus





DCMT, DCMX
DCGT, DCGX, DCET

DCMW

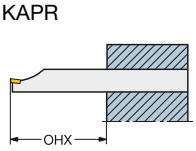

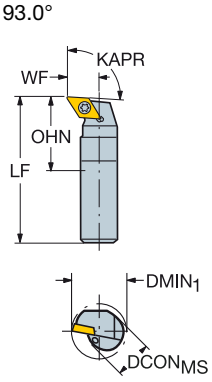

		CZC$_{MS}$	DMIN$_1$	RMPX	OHX	OHN	Bestelnummer	DCON$_{MS}$	BD	LF	WF	NM	KG	MIID
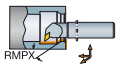	07	10	15.0	27°	100.0	60.0	**F10M-SDUCR/L 07-ER**	10.0	10.0	150.0	9.0	0.9	0.18	DCMT 07 02 04
		12	18.0	27°	120.0	72.0	**F12Q-SDUCR/L 07-ER**	12.0	12.0	180.0	11.0	0.9	0.29	DCMT 07 02 04

Afmetingen, mm

R = Rechts, L = Links

Reserve onderdelen
Wisselplaat-schroef
5513 020-03

Ga voor de complete lijst van reserveonderdelen naar www.sandvik.coromant.com


A41


F2


G1



H36



H10

CoroTurn® 107 gedempte hardmetalen boorbaar voor draaien

Schroefbevestiging

Cilindrisch met groef voor EasyFix-bus





TCMT, TCMX,
TCGT, TCGX
TCEX

TCMW

KAPR

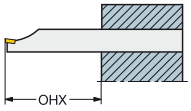

91.0°

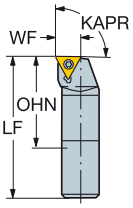

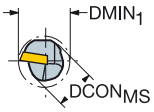

		CZC$_{MS}$	DMIN$_1$	OHX	OHN	Bestelnummer	Afmetingen, mm DCON$_{MS}$	BD	LF	WF	NM	KG	MIID
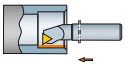	09	10	13.0	100.0	60.0	**F10M-STFCR/L 09-R**	10.0	10.0	150.0	7.0	0.9	0.18	TCMT 09 02 04
		12	16.0	120.0	72.0	**F12Q-STFCR/L 09-R**	12.0	12.0	180.0	9.0	0.9	0.29	TCMT 09 02 04

R = Rechts, L = Links

Reserve onderdelen
Wisselplaat-schroef
5513 020-05

Ga voor de complete lijst van reserveonderdelen naar www.sandvik.coromant.com

A41 F2 G1 H36 H10

SANDVIK Coromant

CoroTurn® 107-kop voor draaibewerking

Schroefbevestiging

CoroTurn® HP - Precisie koelmiddeltoevoer

KAPR 95.0°





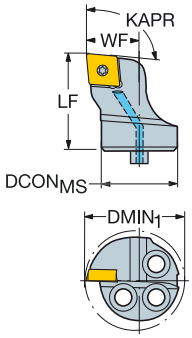

CCMT, CCGT
CCGX, CCET

CCMW

		CZC$_{MS}$	DMIN$_1$	CNSC	Bestelnummer	Afmetingen, mm DCON$_{MS}$	LF	WF	BAR	NM	KG	MIID
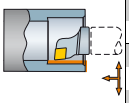	09	25	32.0	1	**SL-SCLCR/L-25-09HP**	25.0	20.0	17.0	80	3.0	0.07	CCMT 09 T3 08
		32	40.0	1	**SL-SCLCR/L-32-09HP**	32.0	32.0	22.0	80	3.0	0.13	CCMT 09 T3 08
	12	40	50.0	1	**SL-SCLCR/L-40-12HP**	40.0	38.0	27.0	80	3.0	0.24	CCMT 12 04 08

R = Rechts, L = Links

	Reserve onderdelen				
Bestelnummer	Wisselplaat-schroef	Onderlegplaat	Onderlegplaat schroef	Pasbus	Spuitmond
SL-SCLCR/L-25-09HP	5513 020-09			5552 058-02	5691 026-13
SL-SCLCR/L-32-09HP	5513 020-09			5638 031-01	5691 026-13
SL-SCLCR/L-40-12HP	5513 020-18	5322 232-02	5512 090-03	5638 031-01	5691 026-03

Ga voor de complete lijst van reserveonderdelen naar www.sandvik.coromant.com


A41


F2



H36



H5


H2

CoroTurn® 107-kop voor draaibewerking

Schroefbevestiging

CoroTurn® SL inwendige koelmiddeltoevoer

KAPR 95.0°






CCMT, CCGT
CCGX, CCET


CCMW

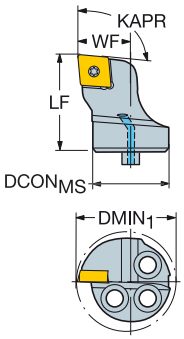

		CZC$_{MS}$	DMIN$_1$	CNSC	Bestelnummer	Afmetingen, mm DCON$_{MS}$	LF	WF	BAR	NM	KG	MIID
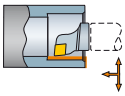	06	16	20.0	1	**570-SCLCR/L-16-06**	16.0	20.0	11.0	10	0.9	0.03	CCMT 06 02 04
	09	20	25.0	1	**570-SCLCR/L-20-09**	20.0	20.0	13.0	10	3.0	0.05	CCMT 09 T3 08
		25	32.0	1	**570-SCLCR/L-25-09**	25.0	20.0	17.0	10	3.0	0.07	CCMT 09 T3 08
		32	40.0	1	**570-SCLCR/L-32-09**	32.0	32.0	22.0	10	3.0	0.13	CCMT 09 T3 08
	12	40	50.0	1	**570-SCLCR/L-40-12**	40.0	38.0	27.0	10	3.0	0.24	CCMT 12 04 08

R = Rechts, L = Links

	Reserve onderdelen			
Bestelnummer	Wisselplaat-schroef	Onderlegplaat	Onderlegplaat schroef	Pasbus
570-SCLCR/L-16-06	5513 020-03			5552 058-01
570-SCLCR/L-20-09	5513 020-09			5552 058-02
570-SCLCR/L-25-09	5513 020-10			5552 058-02
570-SCLCR/L-32-09	5513 020-09			5638 031-01
570-SCLCR/L-40-12	5513 020-18	5322 232-02	5512 090-03	5638 031-01

Ga voor de complete lijst van reserveonderdelen naar www.sandvik.coromant.com


A41


F2



H36



H5


H2

SANDVIK Coromant

CoroTurn® 107-kop voor draaibewerking

Schroefbevestiging

CoroTurn® SL snel wisselen

KAPR 95.0°





CCMT, CCGT
CCGX, CCET

CCMW

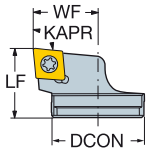

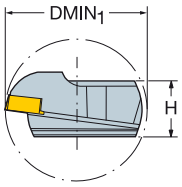

		CZC$_{MS}$	DMIN$_1$	Bestelnummer	Afmetingen, mm DCON$_{MS}$	H	LF	WF	NM	KG	MIID
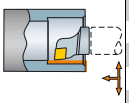	09	32	40.0	**SL-SCLCR-32-09-QC**	32.0	14.7	22.0	21.0	3.0	0.08	CCMT 09 T3 08

R = Rechts, L = Links

	Reserve onderdelen		
Bestelnummer	Schroef	Pasbus	Stelschroef
SL-SCLCR-32-09-QC	5513 020-10	5638 031-01	5514 060-10

Ga voor de complete lijst van reserveonderdelen naar www.sandvik.coromant.com

A41 F2 H36 H5 H2

CoroTurn® 107-kop voor draaibewerking

Schroefbevestiging

CoroTurn® HP - Precisie koelmiddeltoevoer

KAPR





DCMT, DCMX
DCGT, DCGX, DCET
DCMW

SL-SDXCR/L-DHP
62.5°

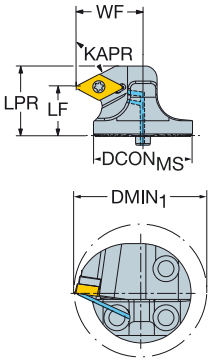

SL-SDUCR/L..HP
93.0°

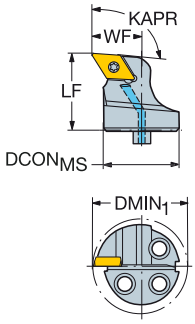

		CZC$_{MS}$	DMIN$_1$	RMPX	CNSC	Bestelnummer	Afmetingen, mm DCON$_{MS}$	LPR	LF	WF	BAR	NM	KG	MIID
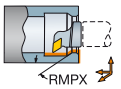	11	25	32.0	27°	1	**SL-SDUCR/L-25-11HP**	25.0		23.0	17.0	80	3.0	0.08	DCMT 11 T3 08
		32	40.0	27°	1	**SL-SDUCR/L-32-11HP**	32.0		32.0	22.0	80	3.0	0.14	DCMT 11 T3 08
		40	50.0	27°	1	**SL-SDUCR/L-40-11HP**	40.0		32.0	27.0	80	3.0	0.21	DCMT 11 T3 08
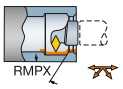	11	32	40.0	60°	1	**SL-SDXCR/L-32-11HP**	32.0	28.0	20.0	22.0	80	3.0	0.12	DCMT 11 T3 08
		40	50.0	60°	1	**SL-SDXCR/L-40-11HP**	40.0	28.0	20.0	27.0	80	3.0	0.19	DCMT 11 T3 08
	07	25	33.0	60°	1	**SL-SDXCR/L-25-07-DHP**	25.0	19.7	15.0	18.0	80	0.9	0.07	DCMT 07 02 04

R = Rechts, L = Links

	Reserve onderdelen				
Bestelnummer	Wisselplaat-schroef	Onderlegplaat	Onderlegplaat schroef	Pasbus	Spuitmond
SL-SDXCR/L-25-07-DHP	5513 020-03			5552 058-02	5691 026-13
SL-SDUCR/L-25-11HP	5513 020-10			5552 058-02	5691 026-13
SL-SDUCR/L-32-11HP	5513 020-01	5322 263-01	5512 090-01	5638 031-01	5691 026-13
SL-SDXCR/L-32-11HP	5513 020-01	5322 263-01	5512 090-01	5638 031-01	5691 026-13
SL-SDUCR/L-40-11HP	5513 020-01	5322 263-01	5512 090-01	5638 031-01	5691 026-03
SL-SDXCR/L-40-11HP	5513 020-01	5322 263-01	5512 090-01	5638 031-01	5691 026-03

Ga voor de complete lijst van reserveonderdelen naar www.sandvik.coromant.com

A41 F2 H36 H5 H2

CoroTurn® 107-kop voor draaibewerking

Schroefbevestiging

CoroTurn® SL inwendige koelmiddeltoevoer

KAPR

570-SDXCR/L
62.5°

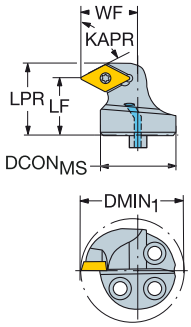

570-SDUCR/L
93.0°

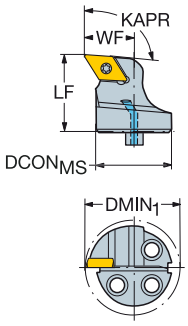





DCMT, DCMX
DCGT, DCGX, DCET

DCMW

		CZC$_{MS}$	DMIN$_1$	RMPX	CNSC	Bestelnummer	Afmetingen, mm DCON$_{MS}$	LPR	LF	WF	BAR	NM	KG	MIID
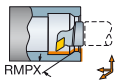	07	16	20.0	27°	8	**570-SDUCR/L-16-07**	16.0		20.0	11.0	10	0.9	0.03	DCMT 07 02 04
	11	20	25.0	27°	8	**570-SDUCR/L-20-11**	20.0		20.0	13.0	10	3.0	0.05	DCMT 11 T3 08
		25	32.0	27°	8	**570-SDUCR/L-25-11**	25.0		20.0	17.0	10	3.0	0.07	DCMT 11 T3 08
		32	40.0	27°	1	**570-SDUCR/L-32-11**	32.0		32.0	22.0	10	3.0	0.13	DCMT 11 T3 08
		40	50.0	27°	1	**570-SDUCR/L-40-11**	40.0		32.0	27.0	10	3.0	0.20	DCMT 11 T3 08
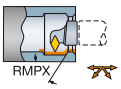	07	16	22.0	60°	1	**570-SDXCR/L-16-07-E**	16.0	18.8	15.0	13.0	10	0.9	0.03	DCMT 07 02 04
		20	27.0	60°	1	**570-SDXCR/L-20-07-E**	20.0	18.8	15.0	15.0	10	0.9	0.04	DCMT 07 02 04
		25	33.0	60°	1	**570-SDXCR/L-25-07-D**	25.0	18.8	15.0	18.0	10	0.9	0.06	DCMT 07 02 04
	11	32	40.0	60°	1	**570-SDXCR/L-32-11**	32.0	28.0	20.0	22.0	10	3.0	0.12	DCMT 11 T3 08
		40	50.0	60°	1	**570-SDXCR/L-40-11**	40.0	28.0	20.0	27.0	10	3.0	0.18	DCMT 11 T3 08

R = Rechts, L = Links

		Reserve onderdelen			
	CZC$_{MS}$	Wisselplaat-schroef	Onderlegplaat	Onderlegplaat schroef	Pasbus
07	16	5513 020-03			5552 058-01
07	20-25	5513 020-03			5552 058-02
11	20	5513 020-09			5552 058-02
11	25	5513 020-10			5552 058-02
11	32-40	5513 020-01	5322 263-01	5512 090-01	5638 031-01

Ga voor de complete lijst van reserveonderdelen naar www.sandvik.coromant.com

A41 F2 H36 H5 H2

CoroTurn® 107-kop voor draaibewerking

Schroefbevestiging

CoroTurn® SL snel wisselen





DCMT, DCMX
DCGT, DCGX, DCET
DCMW

KAPR 570-SDUCR/L-80
93.0°

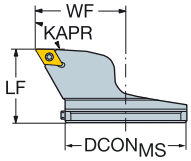

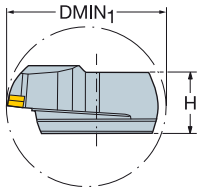

		CZC$_{MS}$	DMIN$_1$	RMPX	Bestelnummer	Afmetingen, mm DCON$_{MS}$	H	LF	WF	NM	KG	MIID
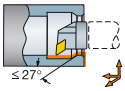	11	80	100.0	27°	**570-SDUCR/L-80-11**	80.0	37.5	45.7	57.0	3.0	0.55	DCMT 11 T3 08

R = Rechts, L = Links

	Reserve onderdelen			
Bestelnummer	Wisselplaat-schroef	Onderlegplaat	Onderlegplaat schroef	Stelschroef
570-SDUCR/L-80-11	5513 020-01	5322 263-01	5512 090-01	3214 020-311

Ga voor de complete lijst van reserveonderdelen naar www.sandvik.coromant.com

A41 F2 H36 H2

CoroTurn® 107-kop voor draaibewerking

Schroefbevestiging

CoroTurn® SL snel wisselen





DCMT, DCMX
DCGT, DCGX, DCET

DCMW

KAPR

SL-SDXCR/L-QC
62.5°

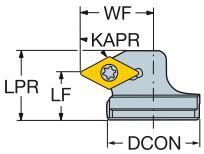

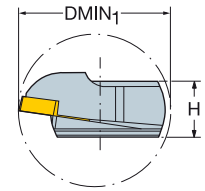

SL-SDUCR/L-QC
93.0°

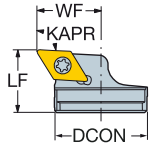

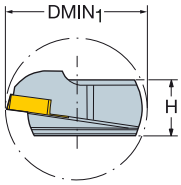

						Afmetingen, mm							
		CZC_{MS}	$DMIN_1$	RMPX	**Bestelnummer**	$DCON_{MS}$	H	LPR	LF	WF	NM	KG	MIID
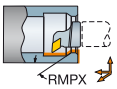	11	32	40.0	27°	**SL-SDUCR-32-11-QC**	32.0	14.7		20.0	21.0	3.0	0.08	DCMT 11 T3 08
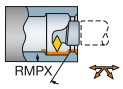	11	32	40.0	60°	**SL-SDXCR-32-11-QC**	32.0	14.7	22.0	15.0	24.0	3.0	0.08	DCMT 11 T3 08

R = Rechts, L = Links

	Reserve onderdelen		
Bestelnummer	Schroef	Pasbus	Stelschroef
SL-SDUCR-32-11-QC	5513 020-10	5638 031-01	5514 060-10
SL-SDXCR-32-11-QC	5513 020-10	5638 031-01	5514 060-10

Ga voor de complete lijst van reserveonderdelen naar www.sandvik.coromant.com

A41 F2 H36 H2

CoroTurn® 107-kop voor draaibewerking

Schroefbevestiging

CoroTurn® SL70 - Precisie koelmiddeltoevoer





RCMT
RCGX-AL

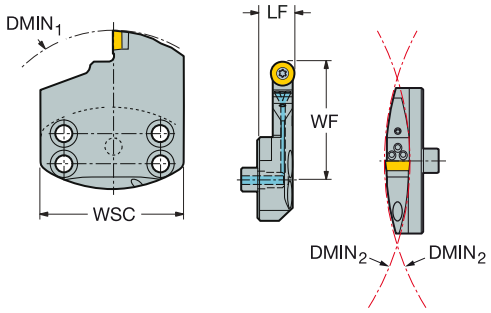

							Afmetingen, mm							
		CZC_{MS}	$DMIN_1$	$DMIN_2$	CNSC	**Bestelnummer**	BD	LF	WF	WSC	BAR	NM	KG	MIID
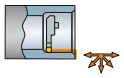	10	70	120.0	250.0	1	**SL70-SRDCR/L-20-10HP**	70.0	17.0	41.0	70.0	30	3.0	0.31	RCMT 10 T3 M0
		70	120.0	250.0	1	**SL70-SRDCR/L-35-10HP**	70.0	17.0	56.0	70.0	30	3.0	0.35	RCMT 10 T3 M0
	12	70	120.0	300.0	1	**SL70-SRDCR/L-35-12HP**	70.0	18.0	56.0	70.0	30	3.0	0.40	RCMT 12 04 M0
		70	120.0	260.0	1	**SL70-SRDCR/L-50-12HP**	70.0	18.0	71.0	70.0	30	3.0	0.42	RCMT 12 04 M0
		70	120.0	260.0	1	**SL70-SRDCR/L-75-12HP**	70.0	18.0	96.0	70.0	30	3.0	0.51	RCMT 12 04 M0

R = Rechts, L = Links

	Reserve onderdelen				
Bestelnummer	Schroef	Onderlegplaat	Onderlegplaat schroef	Spuitmond	Geleidebus
SL70-SRDCR/L-20-10HP	5513 020-10	5322 110-01	5512 090-01	5691 026-13	5552 058-04
SL70-SRDCR/L-35-10HP	5513 020-10	5322 110-01	5512 090-01	5691 026-13	5552 058-04
SL70-SRDCR/L-35-12HP	5513 020-01	5322 110-02	5512 090-01	5691 026-03	5552 058-04
SL70-SRDCR/L-50-12HP	5513 020-01	5322 110-02	5512 090-01	5691 026-13	5552 058-04
SL70-SRDCR/L-75-12HP	5513 020-01	5322 110-02	5512 090-01	5691 026-13	5552 058-04

Ga voor de complete lijst van reserveonderdelen naar www.sandvik.coromant.com


A41


F2



H36



H5


H2

SANDVIK Coromant

CoroTurn® 107-kop voor draaibewerking

Schroefbevestiging

CoroTurn® HP - Precisie koelmiddeltoevoer

KAPR 91.0°





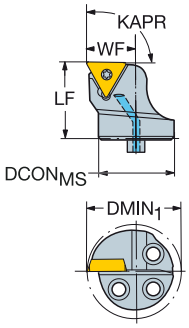

TCMT, TCMX, TCGT, TCGX TCEX

TCMW

		CZC$_{MS}$	DMIN$_1$	CNSC	Bestelnummer	Afmetingen, mm DCON$_{MS}$	LF	WF	BAR	NM	KG	MIID
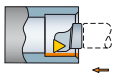	11	25	32.0	1	**SL-STFCR/L-25-11-B1HP**	25.0	20.0	17.0	80	0.9	0.07	TCMT 11 03 04
	16	32	40.0	1	**SL-STFCR/L-32-16HP**	32.0	32.0	22.0	80	3.0	0.14	TCMT 16 T3 08
		40	50.0	1	**SL-STFCR/L-40-16HP**	40.0	32.0	27.0	80	3.0	0.22	TCMT 16 T3 08

B1 = Voor wisselplaten met dikte 03 = 3.18 mm.

R = Rechts, L = Links

	Reserve onderdelen				
Bestelnummer	Wisselplaat-schroef	Onderlegplaat	Onderlegplaat schroef	Pasbus	Spuitmond
SL-STFCR/L-25-11-B1HP	5513 020-03			5552 058-02	5691 026-13
SL-STFCR/L-32-16HP	5513 020-01	5322 320-01	5512 090-01	5638 031-01	5691 026-13
SL-STFCR/L-40-16HP	5513 020-01	5322 320-01	5512 090-01	5638 031-01	5691 026-03

Ga voor de complete lijst van reserveonderdelen naar www.sandvik.coromant.com


A41


F2



H36



H5


H2

CoroTurn® 107-kop voor draaibewerking

Schroefbevestiging

CoroTurn® SL

KAPR 91.0°





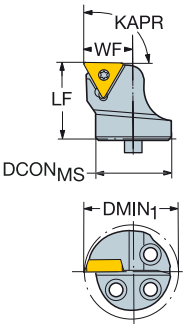

TCMT, TCMX, TCGT, TCGX TCEX

TCMW

		CZC$_{MS}$	DMIN$_1$	CNSC	Bestelnummer	Afmetingen, mm DCON$_{MS}$	LF	WF	NM	KG	MIID
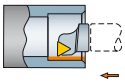	09	16	20.0	8	**570-STFCR/L-16-09**	16.0	20.0	11.0	0.9	0.03	TCMT 09 02 04
	11	16	20.0	8	**570-STFCR/L-16-11-B1**	16.0	20.0	11.0	0.9	0.03	TCMT 11 03 04
		20	25.0	8	**570-STFCR/L-20-11-B1**	20.0	20.0	13.0	0.9	0.04	TCMT 11 03 04
		25	32.0	8	**570-STFCR/L-25-11-B1**	25.0	20.0	17.0	0.9	0.06	TCMT 11 03 04
	16	32	40.0	1	**570-STFCR/L-32-16**	32.0	32.0	22.0	3.0	0.14	TCMT 16 T3 08
		40	50.0	1	**570-STFCR/L-40-16**	40.0	32.0	27.0	3.0	0.21	TCMT 16 T3 08

B1 = Voor wisselplaten met dikte 03 = 3.18 mm.

R = Rechts, L = Links

	Reserve onderdelen			
Bestelnummer	Wisselplaat-schroef	Onderlegplaat	Onderlegplaat schroef	Pasbus
570-STFCR/L-16-09	5513 020-05			5552 058-01
570-STFCR/L-16-11-B1	5513 020-03			5552 058-01
570-STFCR/L-20-11-B1	5513 020-03			5552 058-02
570-STFCR/L-25-11-B1	5513 020-03			5552 058-02
570-STFCR/L-32-16	5513 020-01	5322 320-01	5512 090-01	5638 031-01
570-STFCR/L-40-16	5513 020-01	5322 320-01	5512 090-01	5638 031-01

Ga voor de complete lijst van reserveonderdelen naar www.sandvik.coromant.com

A41 F2 H36 H2

SANDVIK Coromant

CoroTurn® 107-kop voor draaibewerking

Schroefbevestiging

CoroTurn® HP - Precisie koelmiddeltoevoer





VBMT, VBGT
VCGX, VCEX,
VCGT, VCET

VBMW, VCMW

KAPR

SL-SVPBR/L..LHP
117.5°

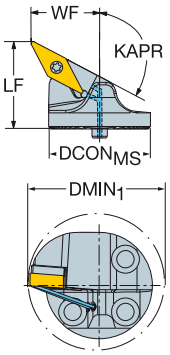

SL-SVLBR/L..HP
95.0°

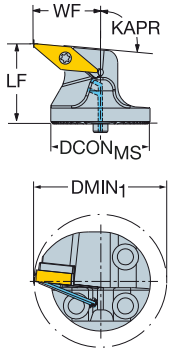

		CZC$_{MS}$	DMIN$_1$	RMPX	CNSC	Bestelnummer	Afmetingen, mm DCON$_{MS}$	LF	WF	BAR	NM	KG	MIID
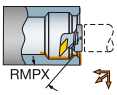	16	32	40.0	45°	1	**SL-SVLBR/L-32-16HP**	32.0	32.0	22.0	80	3.0	0.13	VBMT 16 04 08
		40	50.0	45°	1	**SL-SVLBR/L-40-16HP**	40.0	32.0	27.0	80	3.0	0.19	VBMT 16 04 08
		25	35.0	45°	1	**SL-SVLBR/L-25-16-LFHP**	25.0	25.0	20.0	80	3.0	0.08	VBMT 16 04 08
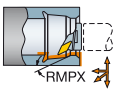	16	32	40.0	25°	1	**SL-SVPBR/L-32-16-LHP**	32.0	34.0	22.0	80	3.0	0.12	VBMT 16 04 08
		40	50.0	25°	1	**SL-SVPBR/L-40-16-LHP**	40.0	34.0	27.0	80	3.0	0.17	VBMT 16 04 08

R = Rechts, L = Links

		Reserve onderdelen				
	CZC$_{MS}$	Wisselplaat-schroef	Onderlegplaat	Onderlegplaat schroef	Pasbus	Spuitmond
16	25	5513 020-10			5552 058-02	5691 026-13
16	32-40	5513 020-01	5322 270-01	5512 090-01	5638 031-01	5691 026-13

Ga voor de complete lijst van reserveonderdelen naar www.sandvik.coromant.com

A41 F2 H36 H5 H2

CoroTurn® 107-kop voor draaibewerking

Schroefbevestiging

CoroTurn® SL inwendige koelmiddeltoevoer

KAPR

570-SVUCR/L
93.0°

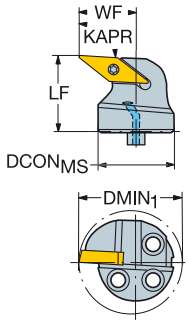

570-SVQCR/L
107.5°

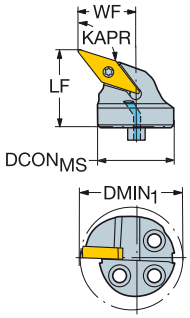





VCMT, VCEX, VCGX
VCMW

		CZC$_{MS}$	DMIN$_1$	RMPX	CNSC	Bestelnummer	Afmetingen, mm DCON$_{MS}$	LF	WF	BAR	NM	KG	MIID
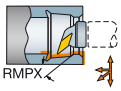	11	20	27.0	35°	1	570-SVQCR/L-20-11-E	20.0	20.0	15.0	10	0.9	0.04	VCMT 11 03 04
		25	33.0	35°	1	570-SVQCR/L-25-11-D	25.0	20.0	18.0	10	0.9	0.05	VCMT 11 03 04
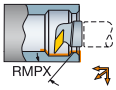	11	20	27.0	45°	1	570-SVUCR/L-20-11-E	20.0	20.0	15.0	10	0.9	0.05	VCMT 11 03 04
		25	33.0	45°	1	570-SVUCR/L-25-11-D	25.0	20.0	18.0	10	0.9	0.06	VCMT 11 03 04

R = Rechts, L = Links

Reserve onderdelen	
Wisselplaat-schroef	Pasbus
5513 020-03	5552 058-02

Ga voor de complete lijst van reserveonderdelen naar www.sandvik.coromant.com

A41 F2 H36 H5 H2

CoroTurn® 107-kop voor draaibewerking

Schroefbevestiging

CoroTurn® SL inwendige koelmiddeltoevoer





KAPR	570-SVPBR/L 117.5°	570-SVLBR/L 95.0°	570C-SVUBR/L 93.0°
	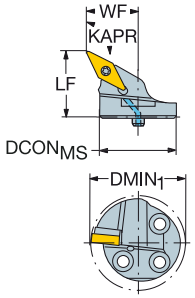	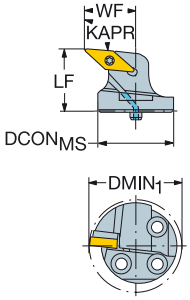	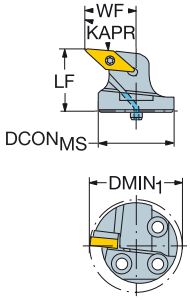

VBMT, VBGT
VCGX, VCEX,
VCGT, VCET

VBMW, VCMW

		CZCMS	DMIN1	RMPX	CNSC	Bestelnummer	Afmetingen, mm DCONMS	LF	WF	BAR	NM	KG	MIID
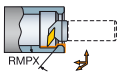	11	20	27.0	50°	1	**570C-SVUBR/L-20-2**	20.0	20.0	16.0	10	0.9	0.04	VBMT 11 02 04
		25	31.0	50°	1	**570C-SVUBR/L-25-2**	25.0	25.0	17.0	10	0.9	0.07	VBMT 11 02 04
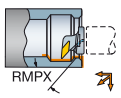	16	25	35.0	45°	1	**570-SVLBR/L-25-16-LF**	25.0	22.0	20.0	10	3.0	0.07	VBMT 16 04 08
		32	40.0	45°	1	**570-SVLBR/L-32-16**	32.0	32.0	22.0	10	3.0	0.13	VBMT 16 04 08
		40	50.0	45°	1	**570-SVLBR/L-40-16**	40.0	32.0	27.0	10	3.0	0.18	VBMT 16 04 08
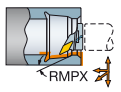	16	32	40.0	25°	1	**570-SVPBR/L-32-16-L**	32.0	34.0	22.0	10	3.0	0.12	VBMT 16 04 08
		40	50.0	25°	1	**570-SVPBR/L-40-16-L**	40.0	34.0	27.0	10	3.0	0.17	VBMT 16 04 08

R = Rechts, L = Links

	Reserve onderdelen			
CZCMS	Wisselplaat-schroef	Onderlegplaat	Onderlegplaat schroef	Pasbus
11 20-25	5513 020-03			5552 058-02
16 25	5513 020-10			5552 058-02
16 32-40	5513 020-10	5322 270-01	5512 090-01	5638 031-01

Ga voor de complete lijst van reserveonderdelen naar www.sandvik.coromant.com

A41 F2 H36 H5 H2

CoroTurn® 107-kop voor draaibewerking

Schroefbevestiging

CoroTurn® SL snel wisselen

KAPR 95.0°





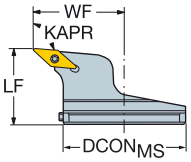

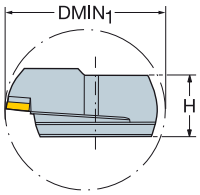

VBMT, VBGT
VCGX, VCEX,
VCGT, VCET

VBMW, VCMW

		CZCMS	DMIN1	RMPX	Bestelnummer	Afmetingen, mm DCONMS	H	LF	WF	NM	KG	MIID
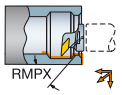	16	80	100.0	45°	570-SVLBR/L-80-16	80.0	37.5	45.7	57.0	3.0	0.49	VBMT 16 04 08

KAPR 95.0°





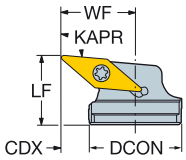

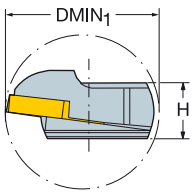

VBMT, VBGT
VCGX, VCEX,
VCGT, VCET

VBMW, VCMW

		CZCMS	DMIN1	RMPX	Bestelnummer	Afmetingen, mm DCONMS	H	LF	WF	NM	KG	MIID
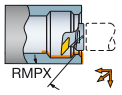	16	32	40.0	45°	SL-SVLBR-32-16-QC	32.0	14.7	22.0	24.0	3.0	0.08	VBMT 16 04 08

R = Rechts, L = Links

	Reserve onderdelen			
Bestelnummer	Wisselplaat-schroef	Onderlegplaat	Onderlegplaat schroef	Stelschroef
SL-SVLBR-32-16-QC	5513 020-10	5638 031-01	5514 060-10	5680 049-01
570-SVLBR/L-80-16	5513 020-01	5322 270-01	5512 090-01	3214 020-311

Ga voor de complete lijst van reserveonderdelen naar www.sandvik.coromant.com

A41 F2 H36 H2

CoroTurn® 107 kop voor trekkend draaien

Schroefbevestiging

CoroTurn® HP - Precisie koelmiddeltoevoer

KAPR 93.0°





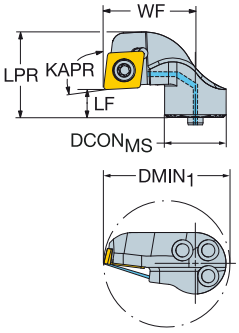

CCMT, CCGT
CCGX, CCET

CCMW

		CZC$_{MS}$	DMIN$_1$	RMPX	CNSC	Bestelnummer	Afmetingen, mm DCON$_{MS}$	LPR	LF	WF	BAR	NM	KG	MIID
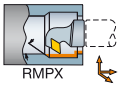 RMPX	09	16	33.0	7°	1	SL-SCUCR-16-09-16X	16.0	22.0	7.0	24.0	70	3.0	0.05	CCMT 09 T3 08
		20	41.0	7°	1	SL-SCUCR-20-09-20X	20.0	22.0	7.0	30.0	70	3.0	0.07	CCMT 09 T3 08
		25	44.0	7°	1	SL-SCUCR-25-09-18X	25.0	24.0	7.0	30.5	70	3.0	0.08	CCMT 09 T3 08
		32	50.0	7°	1	SL-SCUCR-32-09-16X	32.0	24.0	8.0	32.0	70	3.0	0.12	CCMT 09 T3 08
		40	60.0	7°	1	SL-SCUCR-40-09-18X	40.0	24.0	8.0	38.0	70	3.0	0.18	CCMT 09 T3 08
		40	68.0	7°	1	SL-SCUCR-40-09-26X	40.0	24.0	8.0	46.0	70	3.0	0.21	CCMT 09 T3 08

R = rechts

		Reserve onderdelen	
	CZC$_{MS}$	Wisselplaat-schroef	Pasbus
09	16	5513 020-09	5552 058-01
09	20-25	5513 020-09	5552 058-02
09	32	5513 020-09	5638 031-01
09	40	5513 020-09	5638 031-01

Ga voor de complete lijst van reserveonderdelen naar www.sandvik.coromant.com

A41 F2 H36 H5 H2

CoroTurn® 107 kop voor trekkend draaien

Schroefbevestiging

CoroTurn® HP - Precisie koelmiddeltoevoer

KAPR 93.0°





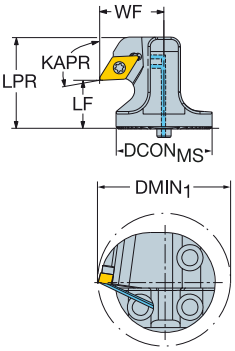

DCMT, DCMX
DCGT, DCGX, DCET
DCMW

		CZCMS	DMIN1	RMPX	CNSC	Bestelnummer	Afmetingen, mm DCONMS	LPR	LF	WF	BAR	NM	KG	MIID
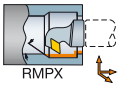 RMPX	11	32	40.0	27°	1	**SL-SDUCR/L-32-11XHP**	32.0	37.0	20.0	22.0	80	3.0	0.15	DCMT 11 T3 08
		40	50.0	27°	1	**SL-SDUCR/L-40-11XHP**	40.0	37.0	20.0	27.0	80	3.0	0.25	DCMT 11 T3 08
	07	25	33.0	27°	1	**SL-SDUCR/L-25-07-DXHP**	25.0	27.9	15.0	18.0	80	0.9	0.09	DCMT 07 02 04

R = Rechts, L = Links

	Reserve onderdelen				
Bestelnummer	Wisselplaat-schroef	Onderlegplaat	Onderlegplaat schroef	Pasbus	Spuitmond
SL-SDUCR/L-25-07-DXHP	5513 020-03			5552 058-02	5691 026-13
SL-SDUCR/L-32-11XHP	5513 020-01	5322 263-01	5512 090-01	5638 031-01	5691 026-13
SL-SDUCR/L-40-11XHP	5513 020-01	5322 263-01	5512 090-01	5638 031-01	5691 026-03

Ga voor de complete lijst van reserveonderdelen naar www.sandvik.coromant.com

A41 F2 H36 H5 H2

CoroTurn® 107 kop voor trekkend draaien

Schroefbevestiging

CoroTurn® SL snel wisselen

KAPR 93.0°





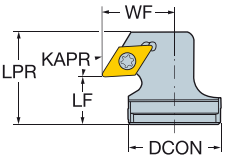

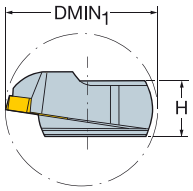

DCMT, DCMX
DCGT, DCGX, DCET

DCMW

		CZC$_{MS}$	DMIN$_1$	RMPX	Bestelnummer	Afmetingen, mm DCON$_{MS}$	H	LPR	LF	WF	NM	KG	MIID
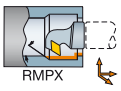 RMPX	11	32	40.0	27°	**SL-SDUCR-32-11X-QC**	32.0	14.7	30.0	15.0	24.0	3.0	0.10	DCMT 11 T3 08

R = Rechts, L = Links

	Reserve onderdelen		
Bestelnummer	Schroef	Pasbus	Stelschroef
SL-SDUCR-32-11X-QC	5513 020-10	5638 031-01	5514 060-10

Ga voor de complete lijst van reserveonderdelen naar www.sandvik.coromant.com

A41 F2 H36 H5 H2

CoroTurn® 107 kop voor trekkend draaien

Schroefbevestiging

CoroTurn® SL inwendige koelmiddeltoevoer

KAPR 93.0°





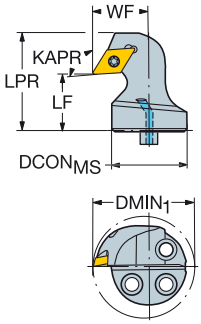

DCMT, DCMX
DCGT, DCGX, DCET
DCMW

		CZCMS	DMIN1	RMPX	CNSC	Bestelnummer	Afmetingen, mm DCONMS	LPR	LF	WF	BAR	NM	KG	MIID
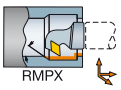 RMPX	07	16	22.0	27°	1	570-SDUCR/L-16-07-EX	16.0	26.6	15.0	13.0	10	0.9	0.03	DCMT 07 02 04
		20	27.0	27°	1	570-SDUCR/L-20-07-EX	20.0	26.6	15.0	15.0	10	0.9	0.05	DCMT 07 02 04
		25	33.0	27°	1	570-SDUCR/L-25-07-DX	25.0	26.6	15.0	18.0	10	0.9	0.06	DCMT 07 02 04
	11	32	40.0	27°	1	570-SDUCR/L-32-11X	32.0	37.0	20.0	22.0	10	3.0	0.14	DCMT 11 T3 08
		40	50.0	27°	1	570-SDUCR/L-40-11X	40.0	37.0	20.0	27.0	10	3.0	0.22	DCMT 11 T3 08

R = Rechts, L = Links

	Reserve onderdelen			
CZCMS	Wisselplaat-schroef	Onderlegplaat	Onderlegplaat schroef	Pasbus
07 16	5513 020-03			5552 058-01
07 20-25	5513 020-03			5552 058-02
11 32-40	5513 020-01	5322 263-01	5512 090-01	5638 031-01

Ga voor de complete lijst van reserveonderdelen naar www.sandvik.coromant.com

A41 F2 H36 H5 H2

CoroTurn® 107 kop voor trekkend draaien

Schroefbevestiging

CoroTurn® SL snel wisselen

KAPR 93.0°





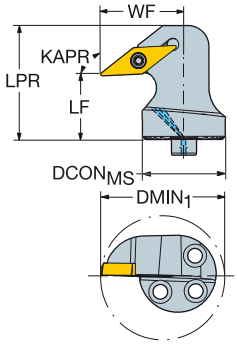

VCMT, VCEX, VCGX

VCMW

							Afmetingen, mm							
		CZC_{MS}	$DMIN_1$	RMPX	CNSC	**Bestelnummer**	$DCON_{MS}$	LPR	LF	WF	BAR	NM	KG	MIID
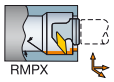 RMPX	11	20	32.0	30°	1	**570-SVUCR/L-20-11X-E**	20.0	27.0	15.0	20.0	10	0.9	0.05	VCMT 11 03 04
		25	37.0	30°	1	**570-SVUCR/L-25-11X-D**	25.0	27.0	15.0	22.0	10	0.9	0.08	VCMT 11 03 04

R = Rechts, L = Links

Reserve onderdelen	
Wisselplaat-schroef	Pasbus
5513 020-03	5552 058-02

Ga voor de complete lijst van reserveonderdelen naar www.sandvik.coromant.com

A41 F2 H36 H5 H2

CoroTurn® 107 kop voor trekkend draaien

Schroefbevestiging

CoroTurn® SL snel wisselen

KAPR 95.0°





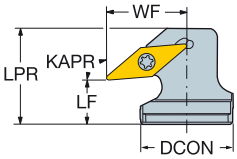

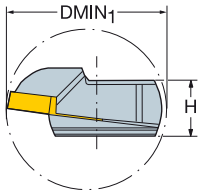

VBMT, VBGT
VCGX, VCEX,
VCGT, VCET

VBMW, VCMW

		Afmetingen, mm										
	CZC$_{MS}$	DMIN$_1$	RMPX	**Bestelnummer**	DCON$_{MS}$	H	LPR	LF	WF	NM	KG	MIID
	16	32	40.0	45°	**SL-SVLBR-32-16X-QC**	32.0	14.7	31.0	14.0	26.0	3.0	0.10	VBMT 16 04 08

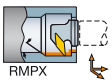

R = Rechts, L = Links

Reserve onderdelen		
Schroef	Pasbus	Stelschroef
5513 020-10	5638 031-01	5514 060-10

Ga voor de complete lijst van reserveonderdelen naar www.sandvik.coromant.com

A41 F2 H36 H5 H2

SANDVIK Coromant

T-Max® P

Geoptimaliseerd voor uitwendig draaien

Toepassing

- Langsdraaien
- Vlakdraaien
- Profieldraaien
- Voordraaien tot nadraaien
- Inwendig draaien van grote gatdiameters vanaf diameter 50 mm

ISO toepassingsgebied:

P M K N S H



Voordelen en kenmerken

- Productieve oplossing met wiper en Xcel technologieën
- Gereedschappen met precisiekoelmiddel voor uitstekende spaanbreking
- Betrouwbaar en veilig bewerken, zelfs bij voorbewerkingstoepassingen
- Dubbelzijdige wisselplaten met sterke snijkanten
- Kantelpenopspanning voor nat bewerken, stijve opspanning voor droog bewerken en kortspanende materialen, klemwigopspanning voor verbeterde toegankelijkheid

www.sandvik.coromant.com/tmaxp

Wisselplaten

- Alle types wisselplaatvormen en -groottes
- Geometrieën en hardmetaalsoorten voor alle toepassingsgebieden
- Wisselplaatsoorten ook in geavanceerde snijmaterialen PCD, CBN en keramiek
- Wisselplaten speciaal voor precisie koelmiddel

Klemhouders

- Coromant Capto® klemhouder-units
- Schachtgereedschappen
- Kotterbaren
- CoroTurn® SL-koppen

Precisiekoelmiddel

Opnames zijn beschikbaar met precisie spuitmonden voor uitstekende spaanbeheersing.



Verschillende opspanmogelijkheden

Opspannen met kantelpen



Robuuste klemming



A152 A177 A217 H35

T-Max® P wisselplaat voor draaien

Nabewerken



	CN..	DN..	SN..	TN..	VN..	WN..
Pagina	A153	A160	A166	A169	A172	A174

Middelmatig



	CN..	DN..	RC..	RN..	SN..	TN..	VN..	WN..
Pagina	A153	A160	A165	A165	A166	A169	A172	A174

Voorbewerken



	CN..	DN..	SN..	TN..	WN..
Pagina	A153	A160	A166	A169	A174

Moderne snijmaterialen

Keramiek



	CN..	CNGX	DN..	DNGX	RN..	SN..	SNGQ	TN..	VN..	WN..
Pagina	A157	A157	A163	A163	A165	A168	A168	A171	A173	A176

Boronnitride (CBN):



	CN..	DN..	SN..	TN..	VN..	WN..
Pagina	A157	A163	A168	A171	A173	A176

T-Max® P wisselplaat voor draaien

C-stijl wisselplaat (rhombisch 80°)



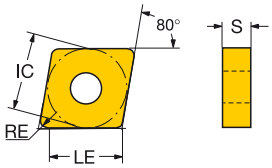

			LE	S	RE	BS	ISO CODE	P					M					K				N		S					
								1525	4305	4315	4325	4335	5015	1115	1125	2015	2025	2035	2220	3210	3225	4325	H13A	1125	H13A	1105	1115	1125	H13A	S05F
Nabewerken	WF	09	9.3	3.18	0.40	0.5	CNMG 09 03 04-WF								★															
			8.9	3.18	0.79	0.7	CNMG 09 03 08-WF			★					★					★	☆									
		12	12.5	4.76	0.40	0.5	CNMG 12 04 04-WF	☆		★	☆		☆	☆	☆	★				★	☆	☆								
			12.1	4.76	0.79	0.8	CNMG 12 04 08-WF	☆	☆	★	☆		☆	☆	☆	★				★	☆	☆								
			11.7	4.76	1.19	0.8	CNMG 12 04 12-WF		☆	★	☆				★					★	☆	☆								
	PF	09	9.3	3.18	0.40		CNMG 09 03 04-PF	☆		★	☆		☆									☆								
			8.9	3.18	0.79		CNMG 09 03 08-PF	☆		★	☆		☆									☆								
		12	12.5	4.76	0.40		CNMG 12 04 04-PF	☆		★	☆		☆									☆								
			12.1	4.76	0.79		CNMG 12 04 08-PF	☆	☆	★	☆		☆									☆								
			11.7	4.76	1.19		CNMG 12 04 12-PF	☆	☆	★	☆		☆									☆								
	KF	12	12.5	4.76	0.40		CNMG 12 04 04-KF													★	☆									
			12.1	4.76	0.79		CNMG 12 04 08-KF													★	☆									
			11.7	4.76	1.19		CNMG 12 04 12-KF													★	☆									
	MF	09	9.3	3.18	0.40		CNMG 09 03 04-MF							☆	☆		★										★	☆		
			8.9	3.18	0.79		CNMG 09 03 08-MF							☆	☆		★										★	☆		
		12	12.5	4.76	0.40		CNMG 12 04 04-MF							☆	☆	★	☆		☆							★	☆	☆		☆
			12.1	4.76	0.79		CNMG 12 04 08-MF							☆	☆	★	☆		☆							★	☆	☆		☆
			11.7	4.76	1.19		CNMG 12 04 12-MF							☆	☆	★	☆									★	☆	☆		☆
	SGF	12	12.8	4.76	0.10		CNGG 12 04 01-SGF							★	☆											★	☆	☆	☆	
			12.7	4.76	0.20		CNGG 12 04 02-SGF							★	☆											★	☆	☆	☆	
			8.5	4.76	0.40		CNGG 12 04 04-SGF							★	☆											★	☆	☆	☆	☆
			8.5	4.76	0.79		CNGG 12 04 08-SGF							★	☆											★	☆	☆	☆	☆
			8.5	4.76	1.19		CNGG 12 04 12-SGF							★												★	☆		☆	☆
	SF	12	8.5	4.76	0.40		CNMG 12 04 04-SF							★	☆											★	☆	☆	☆	☆
			8.5	4.76	0.79		CNMG 12 04 08-SF							★	☆											★	☆	☆	☆	☆
			8.5	4.76	1.19		CNMG 12 04 12-SF							★												★	☆		☆	☆
	XF	12	12.5	4.76	0.40		CNMG 12 04 04-XF			★	☆					★	☆		☆			☆								
			12.1	4.76	0.79		CNMG 12 04 08-XF			★	☆					★	☆		☆			☆								
Middelmatig	WM	12	12.1	4.76	0.79	0.8	CNMG 12 04 08-WM	☆	☆	☆	★	☆				★				★	☆	☆								
			11.7	4.76	1.19	1.1	CNMG 12 04 12-WM	☆	☆	☆	★	☆				★				★	☆	☆								
		16	15.3	6.35	0.79	0.9	CNMG 16 06 08-WM			☆	★											☆								
			14.9	6.35	1.19	0.9	CNMG 16 06 12-WM			☆	★											☆								
	WMX	12	12.1	4.76	0.79	0.7	CNMG 12 04 08-WMX		☆	☆	★	☆				★				★	☆	☆								
			11.7	4.76	1.19	0.8	CNMG 12 04 12-WMX		☆	☆	★	☆				★				★	☆	☆								
		16	15.3	6.35	0.79	0.9	CNMG 16 06 08-WMX		☆	☆	★					★				★		☆								
			14.9	6.35	1.19	1.0	CNMG 16 06 12-WMX		☆	☆	★	☆				★				★	☆	☆								
	PM	09	9.3	3.18	0.40		CNMG 09 03 04-PM			☆	★	☆										★								
			8.9	3.18	0.79		CNMG 09 03 08-PM			☆	★	☆										★								
		12	12.5	4.76	0.40		CNMG 12 04 04-PM			☆	★	☆										★								
			12.1	4.76	0.79		CNMG 12 04 08-PM	☆	☆	☆	★	☆										★								
			11.7	4.76	1.19		CNMG 12 04 12-PM		☆	☆	★	☆										★								
			11.3	4.76	1.59		CNMG 12 04 16-PM		☆	☆	★	☆										★								
		16	15.3	6.35	0.79		CNMG 16 06 08-PM			☆	★	☆										★								
			14.9	6.35	1.19		CNMG 16 06 12-PM		☆	☆	★	☆										★								
			14.5	6.35	1.59		CNMG 16 06 16-PM			☆	★	☆										★								
		19	18.5	6.35	0.79		CNMG 19 06 08-PM			☆	★	☆										★								
			18.1	6.35	1.19		CNMG 19 06 12-PM			☆	★	☆										★								
			17.7	6.35	1.59		CNMG 19 06 16-PM			☆	★	☆										★								
	MM	09	9.3	3.18	0.40		CNMG 09 03 04-MM							☆	☆		★							☆			☆	★		
			8.9	3.18	0.79		CNMG 09 03 08-MM							☆	☆		★		☆					☆			☆	★		
		12	12.1	4.76	0.79		CNMG 12 04 08-MM							☆	☆	☆	★	☆	☆				★	☆	★		☆	★	☆	
			11.7	4.76	1.19		CNMG 12 04 12-MM							☆	☆	☆	★	☆	☆					☆			☆	★		
			11.3	4.76	1.59		CNMG 12 04 16-MM									☆	★	☆	☆											
		16	15.3	6.35	0.79		CNMG 16 06 08-MM									☆	★	☆	☆											
			14.9	6.35	1.19		CNMG 16 06 12-MM									☆	★	☆	☆											
			14.5	6.35	1.59		CNMG 16 06 16-MM										★	☆	☆											
		19	18.5	6.35	0.79		CNMG 19 06 08-MM										★	☆	☆											
			18.1	6.35	1.19		CNMG 19 06 12-MM									☆	★	☆	☆											
			17.7	6.35	1.59		CNMG 19 06 16-MM										★	☆	☆											

A177 A217 A278 A294 H36 H6

T-Max® P wisselplaat voor draaien

C-stijl wisselplaat (rhombisch 80°)



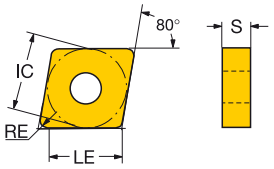

			LE	S	RE	BS	ISO CODE	P						M						K				N		S					
								1525	4305	4315	4325	4335	5015	1115	1125	2015	2025	2035	2220	3210	3225	4325	H13A	1125	H13A	1105	1115	1125	H13A	S05F	
Medium	KM	12	12.1	4.76	0.79		CNMG 12 04 08-KM													★	☆										
			11.7	4.76	1.19		CNMG 12 04 12-KM													★	☆										
			11.3	4.76	1.59		CNMG 12 04 16-KM													★	☆										
		16	15.3	6.35	0.79		CNMG 16 06 08-KM													★	☆										
			14.9	6.35	1.19		CNMG 16 06 12-KM													★	☆										
			14.5	6.35	1.59		CNMG 16 06 16-KM													★	☆										
		19	18.1	6.35	1.19		CNMG 19 06 12-KM													★	☆										
			17.7	6.35	1.59		CNMG 19 06 16-KM													★	☆										
	QM	09	9.3	3.18	0.40		CNMG 09 03 04-QM			☆	★											★									
			8.9	3.18	0.79		CNMG 09 03 08-QM		☆	☆	★	☆										★									
		12	12.5	4.76	0.40		CNMG 12 04 04-QM			☆	★	☆		☆			★		☆			☆	★			★	☆		☆		
			12.1	4.76	0.79		CNMG 12 04 08-QM		☆	☆	★	☆		☆			★		☆			☆	★			★	☆		☆	☆	
			11.7	4.76	1.19		CNMG 12 04 12-QM		☆	☆	★	☆		☆			★		☆			☆	★			★	☆		☆	☆	
			11.3	4.76	1.59		CNMG 12 04 16-QM		☆	☆	★			☆					★			☆	★			★	☆		☆		
		16	15.7	6.35	0.40		CNMG 16 06 04-QM			☆	★											★									
			15.3	6.35	0.79		CNMG 16 06 08-QM			☆	★	☆										☆	★						★		
			14.9	6.35	1.19		CNMG 16 06 12-QM		☆	☆	★	☆		☆			★					☆	★			★	☆		☆		
			14.5	6.35	1.59		CNMG 16 06 16-QM		☆	☆	★								★			★									
		19	18.9	6.35	0.40		CNMG 19 06 04-QM			☆	★											★									
			18.5	6.35	0.79		CNMG 19 06 08-QM			☆	★	☆										★									
			18.1	6.35	1.19		CNMG 19 06 12-QM		☆	☆	★	☆		☆			★					☆	★			★	☆		☆		
			17.7	6.35	1.59		CNMG 19 06 16-QM		☆	☆	★	☆							★			☆	★						★		
	SM	12	8.5	4.76	0.40		CNMG 12 04 04-SM							★	☆											★	☆	☆	☆	☆	
			8.5	4.76	0.79		CNMG 12 04 08-SM							★	☆											★	☆	☆	☆	☆	
			8.5	4.76	1.19		CNMG 12 04 12-SM							★	☆											★	☆	☆	☆	☆	
		16	15.3	6.35	0.79		CNMG 16 06 08-SM							☆	☆		★									★	☆	☆		☆	
			10.6	6.35	1.19		CNMG 16 06 12-SM							☆	☆		★									★	☆	☆	☆	☆	
			10.6	6.35	1.59		CNMG 16 06 16-SM							☆												★	☆		☆	☆	
		19	18.5	6.35	0.79		CNMG 19 06 08-SM							★	☆											★	☆	☆	☆	☆	
			18.1	6.35	1.19		CNMG 19 06 12-SM							☆	☆		★									★	☆	☆	☆	☆	
			12.7	6.35	1.59		CNMG 19 06 16-SM							☆	☆		★									★	☆	☆	☆	☆	
	SMR	12	8.5	4.76	0.79		CNMG 12 04 08-SMR							☆	☆		★									★	☆	☆	☆	☆	
			8.5	4.76	1.19		CNMG 12 04 12-SMR							☆	☆		★									★	☆	☆	☆	☆	
			8.5	4.76	1.59		CNMG 12 04 16-SMR							☆	☆		★									★	☆	☆	☆	☆	
	XM	12	12.5	4.76	0.40		CNMG 12 04 04-XM			☆	★					☆	★		☆			★									
			12.1	4.76	0.79		CNMG 12 04 08-XM			☆	★					☆	★		☆			★									
			11.7	4.76	1.19		CNMG 12 04 12-XM			☆	★						★		☆			★									
Voorbewerken	MR	12	12.1	4.76	0.79		CNMM 12 04 08-MR										☆	★	☆												
			11.7	4.76	1.19		CNMM 12 04 12-MR										★		☆												
			11.3	4.76	1.59		CNMM 12 04 16-MR					★					★														
		16	14.9	6.35	1.19		CNMM 16 06 12-MR										★		☆												
			14.5	6.35	1.59		CNMM 16 06 16-MR										★		☆												
		19	18.1	6.35	1.19		CNMM 19 06 12-MR										★		☆												
			17.7	6.35	1.59		CNMM 19 06 16-MR					★					☆	★	☆												
			16.9	6.35	2.38		CNMM 19 06 24-MR										★		☆												

A177 A217 A278 A294 H36 H6

SANDVIK Coromant

T-Max® P wisselplaat voor draaien

C-stijl wisselplaat (rhombisch 80°)



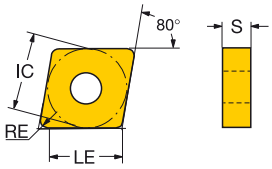

			LE	S	RE	BS	ISO CODE	P					M					K			N		S					
								1525	4305	4315	4325	4335	5015	1115	1125	2015	2025	2035	2220	3210	3225	4325	H13A	1125	H13A	1105	1115	1125	H13A	S05F
Roughing	PR	12	12.1	4.76	0.79		CNMG 12 04 08-PR		☆	☆	☆	★				☆	★					★								
			11.7	4.76	1.19		CNMG 12 04 12-PR		☆	☆	☆	★										★								
			11.3	4.76	1.59		CNMG 12 04 16-PR		☆	☆	☆	★										★								
		16	15.3	6.35	0.79		CNMG 16 06 08-PR		☆		☆	★										★								
			14.9	6.35	1.19		CNMG 16 06 12-PR		☆	☆	☆	★										★								
			14.5	6.35	1.59		CNMG 16 06 16-PR		☆	☆	☆	★										★								
			13.7	6.35	2.38		CNMG 16 06 24-PR		☆	☆	☆	★										★								
		19	18.5	6.35	0.79		CNMG 19 06 08-PR			☆	☆	★										★								
			18.1	6.35	1.19		CNMG 19 06 12-PR		☆	☆	☆	★										★								
			17.7	6.35	1.59		CNMG 19 06 16-PR		☆	☆	☆	★										★								
			16.9	6.35	2.38		CNMG 19 06 24-PR			☆	☆	★										★								
		12	12.1	4.76	0.79		CNMM 12 04 08-PR		☆	☆	☆	★										★								
			11.7	4.76	1.19		CNMM 12 04 12-PR		☆	☆	☆	★										★								
			11.3	4.76	1.59		CNMM 12 04 16-PR		☆	☆	☆	★										★								
		16	15.3	6.35	0.79		CNMM 16 06 08-PR			☆	☆	★										★								
			14.9	6.35	1.19		CNMM 16 06 12-PR		☆	☆	☆	★										★								
			14.5	6.35	1.59		CNMM 16 06 16-PR		☆	☆	☆	★										★								
		19	18.1	6.35	1.19		CNMM 19 06 12-PR		☆	☆	☆	★										★								
			17.7	6.35	1.59		CNMM 19 06 16-PR		☆	☆	☆	★										★								
			16.9	6.35	2.38		CNMM 19 06 24-PR		☆	☆	☆	★										★								
	KR	12	12.5	4.76	0.40		CNMA 12 04 04-KR													☆	★									
			12.1	4.76	0.79		CNMA 12 04 08-KR													☆	★									
			11.7	4.76	1.19		CNMA 12 04 12-KR													☆	★									
			11.3	4.76	1.59		CNMA 12 04 16-KR													☆	★									
		16	14.9	6.35	1.19		CNMA 16 06 12-KR													☆	★									
			14.5	6.35	1.59		CNMA 16 06 16-KR													☆	★									
		19	18.5	6.35	0.79		CNMA 19 06 08-KR													☆	★									
			18.1	6.35	1.19		CNMA 19 06 12-KR													☆	★									
			17.7	6.35	1.59		CNMA 19 06 16-KR													☆	★									
			16.9	6.35	2.38		CNMA 19 06 24-KR													☆	★									
		12	12.1	4.76	0.79		CNMG 12 04 08-KR													☆	★									
			11.7	4.76	1.19		CNMG 12 04 12-KR													☆	★									
			11.3	4.76	1.59		CNMG 12 04 16-KR													☆	★									
		16	14.9	6.35	1.19		CNMG 16 06 12-KR													☆	★									
			14.5	6.35	1.59		CNMG 16 06 16-KR													☆	★									
		19	18.1	6.35	1.19		CNMG 19 06 12-KR													☆	★									
			17.7	6.35	1.59		CNMG 19 06 16-KR													☆	★									
	MR	12	12.1	4.76	0.79		CNMG 12 04 08-MR									☆	☆	★	☆											
			11.7	4.76	1.19		CNMG 12 04 12-MR									☆	☆	★	☆											
			11.3	4.76	1.59		CNMG 12 04 16-MR									☆	☆	★	☆											
		16	14.9	6.35	1.19		CNMG 16 06 12-MR									☆	☆	★	☆											
			14.5	6.35	1.59		CNMG 16 06 16-MR									☆	☆	★	☆											
		19	18.1	6.35	1.19		CNMG 19 06 12-MR									☆	☆	★	☆											
			17.7	6.35	1.59		CNMG 19 06 16-MR									☆	☆	★	☆											
			16.9	6.35	2.38		CNMG 19 06 24-MR											★	☆											
	SMR	16	10.6	6.35	1.59		CNMG 16 06 16-SMR							☆	☆		★									★	☆	☆	☆	
		19	18.1	6.35	1.19		CNMG 19 06 12-SMR							☆	☆		★									★	☆	☆	☆	
			12.7	6.35	1.59		CNMG 19 06 16-SMR							☆	☆		★									★	☆	☆	☆	
	XMR	12	12.1	4.76	0.79		CNMG 12 04 08-XMR			☆	★					☆	★		☆			★								
			11.7	4.76	1.19		CNMG 12 04 12-XMR			☆	★					☆	★		☆			★								
			11.3	4.76	1.59		CNMG 12 04 16-XMR			☆	★								★			★								
		16	14.9	6.35	1.19		CNMG 16 06 12-XMR			☆	★								★			★								
			14.5	6.35	1.59		CNMG 16 06 16-XMR			☆	★								★			★								
		19	18.1	6.35	1.19		CNMG 19 06 12-XMR				★								★			★								
			17.7	6.35	1.59		CNMG 19 06 16-XMR												★											

A177 A217 A278 A294 H36 H6

T-Max® P wisselplaat voor draaien

C-stijl wisselplaat (rhombisch 80°)

Hoge voedingsgeometrie



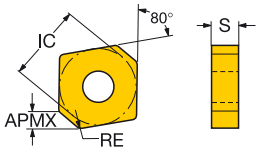

		S	RE	APMX	KCH	CHW	ISO CODE	M 2015	S 1105	S 6160	S H13A	S S05F
Voorbewerken	12	4.76	0.8	1.5	50°	1.5	CNMX 12 04 A1-SM		★			☆
		4.76	0.8	2.5	50°	2.5	CNMX 12 04 A2-SM	★	★	☆	☆	☆

Alle CoroTurn RC en T-Max P kantelpenhouders met 80° wisselplaten in grootte 12 mm moeten worden aangepast om gecombineerd te kunnen worden met de nieuwe CNMX wisselplaten.

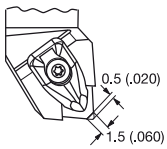

Onderlegplaten

5322 234-07 voor T-Max P kantelpenhouders5322 234-08 voor CoroTurn RC houders

Moderne snijmaterialen



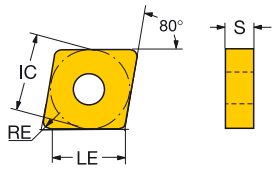

		LE	S	RE	ISO CODE	S 6160	ANSI CODE
Middelmatig	12	8.5	4.76	0.79	CNMG 12 04 08-SM	★	CNMG 432-SM

A177 A217 A278 A294 H36 H6

T-Max® P wisselplaat voor draaien

C-stijl wisselplaat (rhombisch 80°)

Moderne snijmaterialen



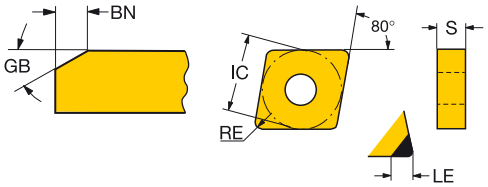

		LE	S	RE	BS	GB	BN	ISO CODE	K			S		H							
									6190	650	7525	6160	650	6050	650	7015	7025	7105	7115	7125	7525
Nabewerken	09	2.4	3.18	0.4		30°	0.10	CNGA090304S01030A								☆	★				
		2.4	3.18	0.8		30°	0.10	CNGA090308S01030A								☆	★				
		2.0	3.18	0.8		35°	0.20	CNGA090308S02035A									★				
		2.4	3.18	0.4	0.5	30°	0.10	CNGA090304S01030AWH									★				
		2.4	3.18	0.4	0.5	30°	0.10	CNGA090304T01030AWH								★					
		2.4	3.18	0.8	0.6	30°	0.10	CNGA090308S01030AWH									★				
		2.4	3.18	0.8	0.6	30°	0.10	CNGA090308T01030AWH								★					
	12	1.8	4.76	0.4		20°	0.10	CNGA120404S01020A									★				
		2.6	4.76	0.4		20°	0.10	CNGA120404S01020H										★			
		3.0	4.76	0.4		30°	0.10	CNGA120404S01030A								☆	★				
		12.5	4.76	0.4		25°	0.15	CNGA120404S01525						★							
		2.6	4.76	0.4		25°	0.15	CNGA120404S01525H										☆	☆	★	
		1.8	4.76	0.4		35°	0.20	CNGA120404S02035A									★				
		3.1	4.76	0.4		35°	0.20	CNGA120404S02035B			★										★
		3.1	4.76	0.4		20°	0.10	CNGA120404T01020B			★										★
		2.9	4.76	0.8		18°	0.10	CNGA120408S01018A								☆	★				
		2.5	4.76	0.8		20°	0.10	CNGA120408S01020H										★			
		2.9	4.76	0.8		30°	0.10	CNGA120408S01030A								☆	★				
		12.1	4.76	0.8		25°	0.15	CNGA120408S01525	☆					★							
		2.5	4.76	0.8		25°	0.15	CNGA120408S01525H										☆	☆	★	
		2.1	4.76	0.8		30°	0.15	CNGA120408S01530B													★
		2.5	4.76	0.8		30°	0.20	CNGA120408S02030H											★		
		2.9	4.76	0.8		35°	0.20	CNGA120408S02035A								☆	★				
		2.1	4.76	0.8		35°	0.20	CNGA120408S02035B													★
		12.1	4.76	0.8		20°	0.10	CNGA120408T01020		★			★		☆						
		2.1	4.76	0.8		20°	0.10	CNGA120408T01020B			★										★
		2.1	4.76	0.8		30°	0.10	CNGA120408T01030A								★					
		12.1	4.76	0.8		25°	0.15	CNGA120408T01525						★							
		12.1	4.76	0.8		20°	0.25	CNGA120408T02520	★												
		2.8	4.76	1.2		18°	0.10	CNGA120412S01018A								☆	★				
		2.4	4.76	1.2		20°	0.10	CNGA120412S01020H										★			
		2.8	4.76	1.2		30°	0.10	CNGA120412S01030A								☆	★				
		11.7	4.76	1.2		25°	0.15	CNGA120412S01525						★							
		2.4	4.76	1.2		25°	0.15	CNGA120412S01525H										☆	☆	★	
		2.4	4.76	1.2		30°	0.15	CNGA120412S01530B													★
		2.4	4.76	1.2		30°	0.20	CNGA120412S02030H											★		
		2.8	4.76	1.2		35°	0.20	CNGA120412S02035A								☆	★				
		2.4	4.76	1.2		35°	0.20	CNGA120412S02035B													★
		11.7	4.76	1.2		20°	0.10	CNGA120412T01020		★			★		☆						
		2.4	4.76	1.2		20°	0.10	CNGA120412T01020B			★										★
		2.4	4.76	1.2		30°	0.10	CNGA120412T01030A								★					
		11.7	4.76	1.2		20°	0.25	CNGA120412T02520	★												
		2.8	4.76	1.6		25°	0.10	CNGA120416S01025H												★	
		2.7	4.76	1.6		30°	0.10	CNGA120416S01030A								☆	★				
		2.3	4.76	1.6		25°	0.15	CNGA120416S01525H										☆	★		
		2.7	4.76	1.6		35°	0.20	CNGA120416S02035A									★				
		11.3	4.76	1.6		20°	0.10	CNGA120416T01020		★			★		☆						
		11.3	4.76	1.6		20°	0.25	CNGA120416T02520	★												
		11.7	7.94	1.2		20°	0.25	CNGQ120712T02520	★												
		11.3	7.94	1.6		20°	0.25	CNGQ120716T02520	★												
		11.7	7.94	1.2		20°	0.25	CNGX120712T02520	★												
		11.3	7.94	1.6		20°	0.25	CNGX120716T02520	★												
		12.1	4.76	0.8				CNMA 12 04 08E				★									

A177 A217 A278 A294 H36 H6 H3

T-Max® P wisselplaat voor draaien

C-stijl wisselplaat (rhombisch 80°)

Moderne snijmaterialen



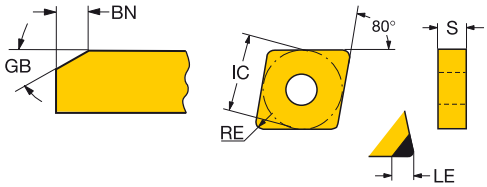

		LE	S	RE	BS	GB	BN	ISO CODE	K 6190	K 650	K 7525	S 6160	S 650	H 6050	H 650	H 7015	H 7025	H 7105	H 7115	H 7125	H 7525
Finishing	12	2.1	4.76	0.8				CNGA120408EA								★					
		2.4	4.76	1.2				CNGA120412EA								★					
		1.8	4.76	0.4	0.8	20°	0.10	CNGA120404T01020BWG			★										★
		2.9	4.76	0.8	1.0	30°	0.10	CNGA120408S01030AWG								☆	★				
		2.5	4.76	0.8	0.6	20°	0.15	CNGA120408S01520HWG									☆	☆	★		
		2.1	4.76	0.8	1.0	20°	0.10	CNGA120408T01020BWG			★										★
		12.1	4.76	0.8	1.0	20°	0.10	CNGA120408T01020WG		☆					☆						
		2.8	4.76	1.2	1.2	30°	0.10	CNGA120412S01030AWG								☆	★				
		2.4	4.76	1.2	1.2	20°	0.15	CNGA120412S01520HWG									☆	★			
		11.7	4.76	1.2	1.2	20°	0.10	CNGA120412T01020WG		☆					☆						
		11.3	4.76	1.6	1.4	20°	0.10	CNGA120416T01020WG	★												
		12.1	7.94	0.8	1.0	20°	0.25	CNGQ120708T02520WG	★												
		3.0	4.76	0.4	0.5	30°	0.10	CNGA120404S01030AWH									★				
		2.6	4.76	0.4	0.5	20°	0.15	CNGA120404S01520HWH												★	
		12.5	4.76	0.4	0.5	25°	0.15	CNGA120404S01525WH						★							
		3.0	4.76	0.4	0.5	30°	0.10	CNGA120404T01030AWH								★					
		2.9	4.76	0.8	0.6	30°	0.10	CNGA120408S01030AWH								☆	★				
		2.5	4.76	1.2	0.6	20°	0.15	CNGA120408S01520HWH									☆	☆	★		
		12.1	4.76	0.8	0.6	25°	0.15	CNGA120408S01525WH						★							
		2.1	4.76	0.8	0.6	35°	0.20	CNGA120408S02035AWH									★				
		2.9	4.76	0.8	0.6	30°	0.10	CNGA120408T01030AWH								★					
		12.1	4.76	0.8	0.6	25°	0.15	CNGA120408T01525WH						★							
		2.8	4.76	1.2	0.6	30°	0.10	CNGA120412S01030AWH									★				
		2.4	4.76	1.2	0.6	20°	0.15	CNGA120412S01520HWH										☆	☆	★	
		11.7	4.76	1.2	0.6	25°	0.15	CNGA120412S01525WH						★							
		2.8	4.76	1.2	0.6	30°	0.10	CNGA120412T01030AWH								★					
	16	15.3	6.35	0.8		20°	0.10	CNGA160608T01020		★			★		☆						
		14.9	6.35	1.2		20°	0.10	CNGA160612T01020		★					☆						
		14.9	6.35	1.2		20°	0.25	CNGA160612T02520	★												
		14.5	6.35	1.6		20°	0.25	CNGA160616T02520	★												
	19	17.7	6.35	1.6		20°	0.25	CNGA190616T02520	★												

A177 A217 A278 A294 H36 H6 H3

SANDVIK Coromant

T-Max® P wisselplaat voor draaien

C-stijl wisselplaat (rhombisch 80°)

Moderne snijmaterialen



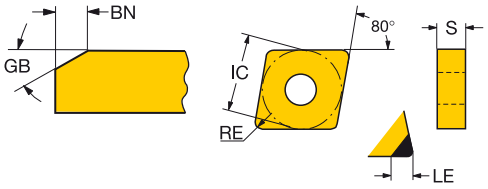

		LE	S	RE	BS	GB	BN	ISO CODE	H 7125	H 7135	ANSI CODE
Nabewerken	12	2.6	4.76	0.40		30°	0.15	CNGA120404S01530F		★	CNGA431S0530F
		2.5	4.76	0.80		30°	0.15	CNGA120408S01530F		★	CNGA432S0530F
		2.5	4.76	0.80		35°	0.20	CNGA120408S02035F	★		CNGA432S0835F
		2.9	4.76	1.20		30°	0.15	CNGA120412S01530F		★	CNGA433S0530F
		2.4	4.76	1.20		35°	0.20	CNGA120412S02035F	★		CNGA433S0835F
		2.8	4.76	1.60		35°	0.20	CNGA120416S02035F	★		CNGA434S0835F
		2.5	4.76	0.80	0.6	20°	0.15	CNGA120408S01520FWH		★	CNGA432S0520FWH
		3.5	4.76	0.80		30°	0.12	CNGM120408F-HGR	★		CNGM432F-HGR
		3.5	4.76	1.20		30°	0.12	CNGM120412F-HGR	★		CNGM433F-HGR

Moderne snijmaterialen - Xcel geometrie



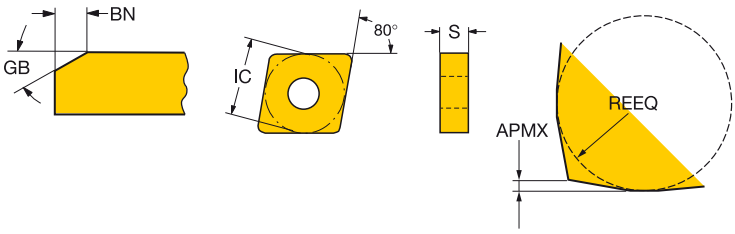

		LE	S	REEQ	RE	APMX	GB	BN	ISO CODE	H 7015	H 7025	H 7105	H 7115	H 7125
Nabewerken	12		4.76	2.3	0.0	0.3	15°	0.15	CNGX1204L025-18AXA	☆	★			
		3.3	4.76	2.3	0.0	0.3	15°	0.15	CNGX1204L025-18HXA			☆	☆	★

A177 A217 A278 A294 H36 H6 H3

T-Max® P wisselplaat voor draaien

D-stijl wisselplaat (rhombisch 55°)



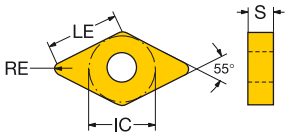

			LE	S	RE	BS	ISO CODE	P 1515	P 1525	P 4305	P 4315	P 4325	P 4335	P 5015	M 1125	M 1515	M 2015	M 2025	M 2035	M 2220	K 3210	K 3225	K 4325	K H13A	N 1125	S 1105	S 1115	S 1125	S H13A	S S05F
Nabewerken	WF	11	11.2	4.76	0.40	0.5	DNMX 11 04 04-WF		☆		★	☆		☆	☆		★				★	☆	☆							
			10.8	4.76	0.79	0.6	DNMX 11 04 08-WF		☆	☆	★	☆		☆	☆		★				★	☆	☆							
		15	14.7	4.76	0.79	0.6	DNMX 15 04 08-WF			★											★	☆								
			14.3	4.76	1.19	0.8	DNMX 15 04 12-WF															★								
			15.1	6.35	0.40	0.5	DNMX 15 06 04-WF				★	☆		☆									☆							
			14.7	6.35	0.79	0.6	DNMX 15 06 08-WF		☆	☆	★	☆		☆	☆		★				★	☆	☆							
			14.3	6.35	1.19	0.8	DNMX 15 06 12-WF			☆	★	☆									★	☆	☆							
	PF	11	11.2	4.76	0.40		DNMG 11 04 04-PF		☆		★	☆		☆									☆							
			10.8	4.76	0.79		DNMG 11 04 08-PF		☆	☆	★	☆		☆									☆							
			10.4	4.76	1.19		DNMG 11 04 12-PF		☆	☆	★	☆											☆							
		15	14.7	4.76	0.79		DNMG 15 04 08-PF		☆	☆	★	☆		☆									☆							
			14.3	4.76	1.19		DNMG 15 04 12-PF	☆	☆	☆	★	☆		☆		☆							☆							
			15.1	6.35	0.40		DNMG 15 06 04-PF		☆		★	☆		☆									☆							
			14.7	6.35	0.79		DNMG 15 06 08-PF		☆	☆	★	☆		☆									☆							
			14.3	6.35	1.19		DNMG 15 06 12-PF		☆	☆	★	☆		☆									☆							
	KF	11	11.2	4.76	0.40		DNMG 11 04 04-KF														★	☆								
			10.8	4.76	0.79		DNMG 11 04 08-KF														★	☆								
		15	15.1	4.76	0.40		DNMG 15 04 04-KF														★	☆								
			14.7	4.76	0.79		DNMG 15 04 08-KF														★	☆								
			15.1	6.35	0.40		DNMG 15 06 04-KF														★	☆								
			14.7	6.35	0.79		DNMG 15 06 08-KF														★	☆								
			14.3	6.35	1.19		DNMG 15 06 12-KF														★									
	MF	11	11.2	4.76	0.40		DNMG 11 04 04-MF								☆		★	☆		☆					★	☆	☆			
			10.8	4.76	0.79		DNMG 11 04 08-MF								☆		★	☆		☆					★	☆	☆			
		15	15.1	4.76	0.40		DNMG 15 04 04-MF								☆		★	☆		☆					★	☆	☆			☆
			14.7	4.76	0.79		DNMG 15 04 08-MF								☆		★	☆		☆					★	☆	☆			☆
			14.3	4.76	1.19		DNMG 15 04 12-MF										★			☆						☆				
			15.1	6.35	0.40		DNMG 15 06 04-MF								☆		★	☆		☆					★	☆	☆			☆
			14.7	6.35	0.79		DNMG 15 06 08-MF								☆		★	☆		☆					★	☆	☆			☆
			14.3	6.35	1.19		DNMG 15 06 12-MF								☆		★			☆					★	☆	☆			☆
	K	15	15.1	4.76	0.40		DNMG 15 04 04L-K					★											★							
			15.1	4.76	0.40		DNMG 15 04 04R-K				★	☆											☆							
			14.7	4.76	0.79		DNMG 15 04 08L-K					★											★							
			14.7	4.76	0.79		DNMG 15 04 08R-K		☆		★	☆							★				☆							
			15.1	6.35	0.40		DNMG 15 06 04L-K		☆		★	☆							★				☆							
			15.1	6.35	0.40		DNMG 15 06 04R-K		☆		★	☆							★				☆							
			14.7	6.35	0.79		DNMG 15 06 08L-K				★	☆							★				☆							
			14.7	6.35	0.79		DNMG 15 06 08R-K		☆		★	☆							★				☆							
	SGF	15	13.6	4.76	0.10		DNGG 15 04 01-SGF								☆										★	☆	☆	☆		
			13.5	4.76	0.20		DNGG 15 04 02-SGF								☆										★	☆	☆	☆		
			6.4	4.76	0.40		DNGG 15 04 04-SGF								☆										★	☆	☆	☆		☆
			6.4	4.76	0.79		DNGG 15 04 08-SGF								☆										★	☆	☆	☆		☆
			6.4	4.76	1.19		DNGG 15 04 12-SGF																		★			☆		
			6.4	6.35	0.40		DNGG 15 06 04-SGF								☆										★	☆	☆	☆		☆
			6.4	6.35	0.79		DNGG 15 06 08-SGF								☆										★	☆	☆	☆		☆
			6.4	6.35	1.19		DNGG 15 06 12-SGF																		★	☆		☆		☆
	SF	11	11.2	4.76	0.40		DNMG 11 04 04-SF								☆										★	☆	☆	☆		
			10.8	4.76	0.79		DNMG 11 04 08-SF								☆										★	☆	☆	☆		
		15	6.4	4.76	0.40		DNMG 15 04 04-SF								☆										★	☆	☆	☆		☆
			6.4	4.76	0.79		DNMG 15 04 08-SF								☆										★	☆	☆	☆		☆
			6.4	4.76	1.19		DNMG 15 04 12-SF																		★			☆		
			6.4	6.35	0.40		DNMG 15 06 04-SF								☆										★	☆	☆	☆		☆
			6.4	6.35	0.79		DNMG 15 06 08-SF								☆										★	☆	☆	☆		☆
			6.4	6.35	1.19		DNMG 15 06 12-SF																		★					☆
	XF	15	15.1	4.76	0.40		DNMG 15 04 04-XF				★	☆					★						☆							
			14.7	4.76	0.79		DNMG 15 04 08-XF				★	☆											☆							
			15.1	6.35	0.40		DNMG 15 06 04-XF				★	☆					★	☆					☆							
			14.7	6.35	0.79		DNMG 15 06 08-XF				★	☆						★		☆			☆							

A177 A217 A278 A294 H36 H6

SANDVIK Coromant

T-Max® P wisselplaat voor draaien

D-stijl wisselplaat (rhombisch 55°)



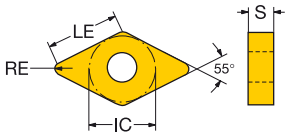

			LE	S	RE	BS	ISO CODE	P 1515	P 1525	P 4305	P 4315	P 4325	P 4335	P 5015	M 1125	M 1515	M 2015	M 2025	M 2035	M 2220	K 3210	K 3225	K 4325	K H13A	N 1125	S 1105	S 1115	S 1125	S H13A	S S05F
Middelmatig	WM	11	10.8	4.76	0.79	0.7	DNMX 11 04 08-WM			☆	☆	★					★						★							
			10.4	4.76	1.19	0.8	DNMX 11 04 12-WM			☆	☆	★	☆										★							
		15	14.7	4.76	0.79	0.7	DNMX 15 04 08-WM				☆	★											★							
			14.3	4.76	1.19	0.8	DNMX 15 04 12-WM			☆	☆	★											★							
			13.9	4.76	1.59	1.0	DNMX 15 04 16-WM				☆	★											★							
			14.7	6.35	0.79	0.7	DNMX 15 06 08-WM			☆	☆	★	☆				★				★	☆	☆							
			14.3	6.35	1.19	0.8	DNMX 15 06 12-WM		☆	☆	☆	★					★				★		☆							
			13.9	6.35	1.59	1.0	DNMX 15 06 16-WM				☆	★									★		☆							
	WMX	15	14.7	4.76	0.79	0.9	DNMX 15 04 08-WMX			☆																				
			14.7	6.35	0.79	0.9	DNMX 15 06 08-WMX			☆	☆	★					★				★		☆							
			14.3	6.35	1.19	1.0	DNMX 15 06 12-WMX			☆	☆	★					★				★	☆	☆							
			13.9	6.35	1.59	1.0	DNMX 15 06 16-WMX			☆	☆	★					★				★		☆							
	PM	11	11.2	4.76	0.40		DNMG 11 04 04-PM				☆	★	☆										★							
			10.8	4.76	0.79		DNMG 11 04 08-PM		☆	☆	☆	★	☆										★							
			10.4	4.76	1.19		DNMG 11 04 12-PM			☆	☆	★	☆										★							
		15	15.1	4.76	0.40		DNMG 15 04 04-PM				☆		☆																		
			14.7	4.76	0.79		DNMG 15 04 08-PM			☆	☆	★	☆										★							
			14.3	4.76	1.19		DNMG 15 04 12-PM			☆	☆	★	☆										★							
			15.1	6.35	0.40		DNMG 15 06 04-PM				☆	★	☆										★							
			14.7	6.35	0.79		DNMG 15 06 08-PM		☆	☆	☆	★	☆										★							
			14.3	6.35	1.19		DNMG 15 06 12-PM			☆	☆	★	☆										★							
			13.9	6.35	1.59		DNMG 15 06 16-PM			☆	☆	★	☆										★							
	MM	11	10.8	4.76	0.79		DNMG 11 04 08-MM								☆		☆	★	☆	☆					☆		☆	★			
			10.4	4.76	1.19		DNMG 11 04 12-MM										☆	★		☆										
		15	14.7	4.76	0.79		DNMG 15 04 08-MM													★										
			14.3	4.76	1.19		DNMG 15 04 12-MM													★										
			14.7	6.35	0.79		DNMG 15 06 08-MM								☆		☆	★	☆	☆					☆		☆	★			
			14.3	6.35	1.19		DNMG 15 06 12-MM										☆	★	☆	☆										
	KM	11	10.8	4.76	0.79		DNMG 11 04 08-KM														★	☆								
			10.4	4.76	1.19		DNMG 11 04 12-KM															☆									
		15	14.7	4.76	0.79		DNMG 15 04 08-KM														★	☆								
			14.3	4.76	1.19		DNMG 15 04 12-KM														★	☆								
			14.7	6.35	0.79		DNMG 15 06 08-KM														★	☆								
			14.3	6.35	1.19		DNMG 15 06 12-KM														★	☆								
	QM	11	11.2	4.76	0.40		DNMG 11 04 04-QM					★											★							
			10.8	4.76	0.79		DNMG 11 04 08-QM					★											★				★			
			10.4	4.76	1.19		DNMG 11 04 12-QM				☆	★											★							
		15	15.1	4.76	0.40		DNMG 15 04 04-QM						★											★		★	☆		☆		
			14.7	4.76	0.79		DNMG 15 04 08-QM			☆	☆	★	☆				★		☆				★	★	★	☆		☆	☆	
			14.3	4.76	1.19		DNMG 15 04 12-QM				☆	★							★				★	★	★	☆		☆		
			15.1	6.35	0.40		DNMG 15 06 04-QM				☆	★	☆				★		☆				★	★	★	☆		☆		
			14.7	6.35	0.79		DNMG 15 06 08-QM			☆	☆	★	☆				★		☆				★	★	★	☆		☆	☆	
			14.3	6.35	1.19		DNMG 15 06 12-QM			☆	☆	★	☆				★		☆				★	★	★	☆		☆	☆	
			13.9	6.35	1.59		DNMG 15 06 16-QM			☆	☆	★	☆						★				★		★					
	SM	11	11.2	4.76	0.40		DNMG 11 04 04-SM								☆										★	☆	☆	☆	☆	
		15	6.4	4.76	0.40		DNMG 15 04 04-SM								☆										★	☆	☆			☆
			6.4	4.76	0.79		DNMG 15 04 08-SM								☆										★	☆	☆	☆	☆	☆
			6.4	4.76	1.19		DNMG 15 04 12-SM								☆										★	☆	☆	☆	☆	☆
			6.4	6.35	0.40		DNMG 15 06 04-SM								☆										★	☆	☆	☆	☆	☆
			6.4	6.35	0.79		DNMG 15 06 08-SM								☆										★	☆	☆	☆	☆	☆
			6.4	6.35	1.19		DNMG 15 06 12-SM								☆										★	☆	☆	☆	☆	☆
	SMR	15	6.4	4.76	0.79		DNMG 15 04 08-SMR								☆			★							★	☆	☆	☆	☆	☆
			6.4	4.76	1.19		DNMG 15 04 12-SMR								☆										★	☆	☆	☆		☆
			6.4	6.35	0.79		DNMG 15 06 08-SMR								☆			★							★	☆	☆	☆	☆	☆
			6.4	6.35	1.19		DNMG 15 06 12-SMR								☆										★	☆	☆	☆	☆	☆
			6.4	6.35	1.59		DNMG 15 06 16-SMR								☆										★	☆	☆	☆	☆	☆

A177 A217 A278 A294 H36 H6

T-Max® P wisselplaat voor draaien

D-stijl wisselplaat (rhombisch 55°)



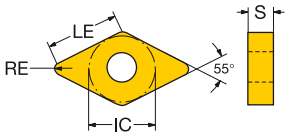

			LE	S	RE	BS	ISO CODE	P 1515	P 1525	P 4305	P 4315	P 4325	P 4335	P 5015	M 1125	M 1515	M 2015	M 2025	M 2035	M 2220	K 3210	K 3225	K 4325	K H13A	N 1125	S 1105	S 1115	S 1125	S H13A	S S05F
Medium	XM	15	15.1	4.76	0.40		DNMG 15 04 04-XM				☆	★											★							
			14.7	4.76	0.79		DNMG 15 04 08-XM				☆	★						★		☆			★							
			15.1	6.35	0.40		DNMG 15 06 04-XM					★											★							
			14.7	6.35	0.79		DNMG 15 06 08-XM				☆	★						★		☆			★							
			14.3	6.35	1.19		DNMG 15 06 12-XM				☆	★								★			★							
Voorbewerken	MR	15	14.7	6.35	0.79		DNMM 15 06 08-MR											☆		☆										
			14.3	6.35	1.19		DNMM 15 06 12-MR											☆		☆										
	XMR	15	14.3	6.35	1.19		DNMG 15 06 12-XMR				☆	★								★			★							
	PR	15	14.7	4.76	0.79		DNMG 15 04 08-PR			☆	☆	☆	★										★							
			14.3	4.76	1.19		DNMG 15 04 12-PR			☆	☆	☆	★										★							
			13.9	4.76	1.59		DNMG 15 04 16-PR			☆	☆	★											★							
			14.7	6.35	0.79		DNMG 15 06 08-PR			☆	☆	☆	★										★							
			14.3	6.35	1.19		DNMG 15 06 12-PR			☆	☆	☆	★										★							
			13.9	6.35	1.59		DNMG 15 06 16-PR			☆	☆	☆	★										★							
		19	18.6	6.35	0.79		DNMG 19 06 08-PR				☆	☆	★										★							
			18.2	6.35	1.19		DNMG 19 06 12-PR				☆	☆	★										★							
		15	14.7	6.35	0.79		DNMM 15 06 08-PR				☆	☆	★										★							
			14.3	6.35	1.19		DNMM 15 06 12-PR			☆	☆	☆	★										★							
			13.9	6.35	1.59		DNMM 15 06 16-PR			☆	☆	☆	★										★							
	KR	15	14.7	4.76	0.79		DNMA 15 04 08-KR															★							
			14.3	4.76	1.19		DNMA 15 04 12-KR														☆	★							
			14.7	6.35	0.79		DNMA 15 06 08-KR														☆	★							
			14.3	6.35	1.19		DNMA 15 06 12-KR														☆	★							
			13.9	6.35	1.59		DNMA 15 06 16-KR														☆	★							
			14.7	4.76	0.79		DNMG 15 04 08-KR														☆	★							
			14.3	4.76	1.19		DNMG 15 04 12-KR														☆	★							
			14.7	6.35	0.79		DNMG 15 06 08-KR														☆	★							
			14.3	6.35	1.19		DNMG 15 06 12-KR														☆	★							
			13.9	6.35	1.59		DNMG 15 06 16-KR														☆	★							
	MR	15	14.7	4.76	0.79		DNMG 15 04 08-MR										☆	☆	★	☆										
			14.3	4.76	1.19		DNMG 15 04 12-MR										☆	☆	★	☆										
			13.9	4.76	1.59		DNMG 15 04 16-MR										☆		★	☆										
			14.7	6.35	0.79		DNMG 15 06 08-MR										☆	☆	★	☆										
			14.3	6.35	1.19		DNMG 15 06 12-MR										☆	☆	★	☆										
			13.9	6.35	1.59		DNMG 15 06 16-MR												★	☆										

A177 A217 A278 A294 H36 H6

SANDVIK Coromant

T-Max® P wisselplaat voor draaien

D-stijl wisselplaat (rhombisch 55°)

Moderne snijmaterialen



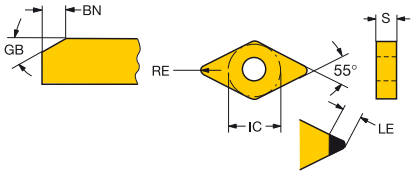

		LE	S	RE	BS	GB	BN	ISO CODE	K 6190	K 650	K 7525	S 650	H 6050	H 650	H 7015	H 7025	H 7105	H 7115	H 7125	H 7525
Nabewerken	11	1.8	4.76	0.4		20°	0.10	DNGA110404S01020A								★				
		3.2	4.76	0.4		30°	0.10	DNGA110404S01030A							☆	★				
		2.9	4.76	0.4		25°	0.15	DNGA110404S01525H									☆	☆	★	
		1.8	4.76	0.4		20°	0.10	DNGA110404T01020B			★									★
		2.1	4.76	0.8		20°	0.10	DNGA110408S01020A								★				
		2.8	4.76	0.8		30°	0.10	DNGA110408S01030A							☆	★				
		2.5	4.76	0.8		25°	0.15	DNGA110408S01525H									☆	☆	★	
		1.8	4.76	0.8		35°	0.20	DNGA110408S02035A								★				
		2.1	4.76	0.8		20°	0.10	DNGA110408T01020B			★									★
		2.5	4.76	1.2		30°	0.10	DNGA110412S01030A							★					
		2.1	4.76	1.2		25°	0.15	DNGA110412S01525H									☆	★		
	15	1.8	4.76	0.4		20°	0.10	DNGA150404S01020A								★				
		2.9	4.76	0.4		20°	0.10	DNGA150404S01020H									★			
		4.0	4.76	0.4		30°	0.10	DNGA150404S01030A							☆	★				
		15.1	4.76	0.4		25°	0.15	DNGA150404S01525					★							
		2.9	4.76	0.4		25°	0.15	DNGA150404S01525H									☆	☆	★	
		1.8	4.76	0.4		35°	0.20	DNGA150404S02035A								★				
		2.1	4.76	0.8		20°	0.10	DNGA150408S01020A								★				
		2.5	4.76	0.8		20°	0.10	DNGA150408S01020H									★			
		3.6	4.76	0.8		30°	0.10	DNGA150408S01030A							☆	★				
		14.7	4.76	0.8		25°	0.15	DNGA150408S01525					★							
		2.5	4.76	0.8		25°	0.15	DNGA150408S01525H									☆	☆	★	
		2.2	4.76	0.8		30°	0.15	DNGA150408S01530B												★
		2.5	4.76	0.8		30°	0.20	DNGA150408S02030H										★		
		2.1	4.76	0.8		35°	0.20	DNGA150408S02035A							☆	★				
		14.7	4.76	0.8		20°	0.10	DNGA150408T01020		★		★		☆						
		14.7	4.76	0.8		25°	0.15	DNGA150408T01525					★							
		14.7	4.76	0.8		20°	0.25	DNGA150408T02520	★											
		2.1	4.76	1.2		20°	0.10	DNGA150412S01020H									★			
		3.3	4.76	1.2		30°	0.10	DNGA150412S01030A							☆	★				
		14.3	4.76	1.2		25°	0.15	DNGA150412S01525					★							
		3.2	4.76	1.2		25°	0.15	DNGA150412S01525H									☆	☆	★	
		3.3	4.76	1.2		30°	0.15	DNGA150412S01530B												★
		2.1	4.76	1.2		30°	0.20	DNGA150412S02030H										★		
		2.4	4.76	1.2		35°	0.20	DNGA150412S02035A							☆	★				
		14.3	4.76	1.2		20°	0.10	DNGA150412T01020		★		★		☆						
		14.3	4.76	1.2		20°	0.25	DNGA150412T02520	★											
		2.9	4.76	1.6		30°	0.10	DNGA150416S01030A							☆	★				
		2.5	4.76	1.6		25°	0.15	DNGA150416S01525H									☆	☆	★	
		13.9	4.76	1.6		20°	0.10	DNGA150416T01020		★		★		☆						
		15.1	6.35	0.4		25°	0.15	DNGA150604S01525					★							
		14.7	6.35	0.8		25°	0.15	DNGA150608S01525					★							
		14.7	6.35	0.8		25°	0.15	DNGA150608T01525					★							
		14.3	6.35	1.2		25°	0.15	DNGA150612S01525					★							
		14.7	7.94	0.8		20°	0.25	DNGQ150708T02520	★											
		14.3	7.94	1.2		20°	0.25	DNGQ150712T02520	★											
		13.9	7.94	1.6		20°	0.25	DNGQ150716T02520	★											
		2.2	4.76	0.8				DNGA150408EA							★					
		2.5	4.76	1.2				DNGA150412EA							★					
		3.6	4.76	0.8	0.6	30°	0.10	DNGA150408S01030AWH							☆	★				
		2.5	4.76	0.8	0.6	20°	0.15	DNGA150408S01520HWH									☆	☆	★	
		2.1	4.76	0.8	0.6	35°	0.20	DNGA150408S02035AWH								★				
		3.3	4.76	1.2	0.6	30°	0.10	DNGA150412S01030AWH							☆	★				
		2.1	4.76	1.2	0.6	20°	0.15	DNGA150412S01520HWH									☆	★		

A177 A217 A278 A294 H36 H6 H3

T-Max® P wisselplaat voor draaien

D-stijl wisselplaat (rhombisch 55°)

Moderne snijmaterialen



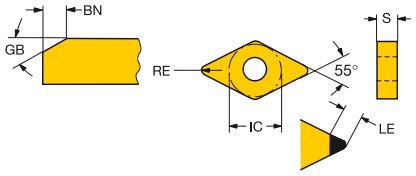

		LE	S	RE	GB	BN	ISO CODE	H 7125	H 7135	ANSI CODE
Nabewerken	11	2.9	4.76	0.40	30°	0.15	DNGA110404S01530F		★	DNGA331S0530F
		2.5	4.76	0.80	30°	0.15	DNGA110408S01530F		★	DNGA332S0530F
	15	2.5	4.76	0.80	30°	0.15	DNGA150408S01530F		★	DNGA432S0530F
		2.5	4.76	0.80	35°	0.20	DNGA150408S02035F	★		DNGA432S0835F
		3.2	4.76	1.20	30°	0.15	DNGA150412S01530F		★	DNGA433S0530F
		3.2	4.76	1.20	35°	0.20	DNGA150412S02035F	★		DNGA433S0835F
		3.5	4.76	0.80	30°	0.12	DNGM150408F-HGR	★		DNGM432F-HGR
		3.5	4.76	1.20	30°	0.12	DNGM150412F-HGR	★		DNGM433F-HGR

A177 A217 A278 A294 H36 H6 H3

SANDVIK Coromant

T-Max® P wisselplaat voor draaien

R-type wisselplaat (rond)



RCMX

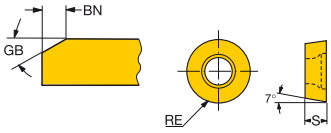

RNMG

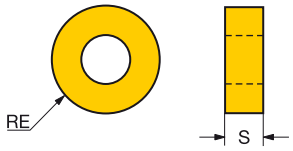

			S	RE	GB	BN	ISO CODE	P 4305	P 4315	P 4325	P 4335	M 1115	M 1125	K 3210	K 3225	K 4325	K H13A	N H13A	S 1105	S 1115	S 1125	S H13A	S S05F
Medium	00	10	3.18	5.00	15°	0.20	RCMX 10 03 00		☆	★	☆					☆	★	★				★	
		12	4.76	6.00	15°	0.20	RCMX 12 04 00	☆	☆	★	☆					☆	★	★				★	
		16	6.35	8.00	15°	0.25	RCMX 16 06 00	☆	☆	★	☆					☆	★	★				★	
		20	6.35	10.00	15°	0.30	RCMX 20 06 00	☆	☆	★	☆					☆	★	★				★	
	E	10	3.18	5.00			RCMX 10 03 00E																★
		12	4.76	6.00			RCMX 12 04 00E																★
	00	09	3.18	4.76			RNMG 09 03 00			★	☆				★	☆							
		12	4.76	6.35			RNMG 12 04 00	☆	☆	★	☆			★	☆	☆							
		15	6.35	7.94			RNMG 15 06 00	☆	☆	★	☆					★							
		19	6.35	9.53			RNMG 19 06 00		☆	★	☆			★	☆	☆							
	S M	19	6.35	9.53			RNMG 19 06 00-SM					★	☆						★	☆	☆	☆	☆

Moderne snijmaterialen



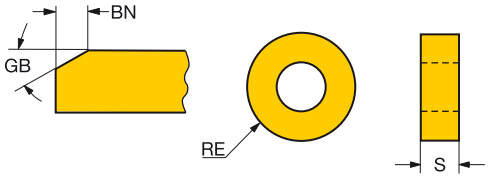

		S	RE	GB	BN	ISO CODE	K 650	S 650	H 650
Nabewerken	12	4.76	6.35	20°	0.10	RNGA120400T01020	★	★	★

A177 A217 A278 A294 H36 H6 H3

T-Max® P wisselplaat voor draaien

S-type wisselplaat (vierkant)



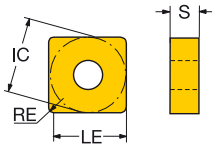

			LE	S	RE	ISO CODE	P 1525	P 4305	P 4315	P 4325	P 4335	P 5015	M 1115	M 1125	M 2015	M 2025	M 2035	M 2220	K 3210	K 3225	K 4325	K H13A	N 1125	S 1105	S 1115	S 1125	S 6160	S H13A	S S05F
Nabewerken	PF	12	11.9	4.76	0.79	SNMG 12 04 08-PF	☆	☆	★	☆		☆									☆									
			11.5	4.76	1.19	SNMG 12 04 12-PF	☆		★	☆		☆									☆									
	MF	12	12.3	4.76	0.40	SNMG 12 04 04-MF							☆	☆	★	☆		☆							★	☆				
			11.9	4.76	0.79	SNMG 12 04 08-MF							☆	☆	★	☆		☆							★	☆				
Middelmatig	PM	09	9.1	3.18	0.40	SNMG 09 03 04-PM			☆	★	☆										★									
			8.7	3.18	0.79	SNMG 09 03 08-PM			☆	★	☆										★									
		12	12.3	4.76	0.40	SNMG 12 04 04-PM			☆	★	☆										★									
			11.9	4.76	0.79	SNMG 12 04 08-PM		☆	☆	★	☆										★									
			11.5	4.76	1.19	SNMG 12 04 12-PM		☆	☆	★	☆										★									
			11.1	4.76	1.59	SNMG 12 04 16-PM			☆	★	☆										★									
		15	14.7	6.35	1.19	SNMG 15 06 12-PM		☆	☆	★	☆										★									
			14.3	6.35	1.59	SNMG 15 06 16-PM			☆	★											★									
	MM	12	11.9	4.76	0.79	SNMG 12 04 08-MM							☆	☆	☆	★	☆	☆					☆		☆	★				
			11.5	4.76	1.19	SNMG 12 04 12-MM									☆	★	☆	☆												
			11.1	4.76	1.59	SNMG 12 04 16-MM									☆	★	☆	☆												
		15	14.7	6.35	1.19	SNMG 15 06 12-MM										★	☆	☆												
			14.3	6.35	1.59	SNMG 15 06 16-MM										★		☆												
		19	17.9	6.35	1.19	SNMG 19 06 12-MM										★	☆	☆												
			17.5	6.35	1.59	SNMG 19 06 16-MM										★	☆	☆												
	KM	09	8.7	3.18	0.79	SNMG 09 03 08-KM													★	☆										
		12	11.9	4.76	0.79	SNMG 12 04 08-KM													★	☆										
			11.5	4.76	1.19	SNMG 12 04 12-KM													★	☆										
			11.1	4.76	1.59	SNMG 12 04 16-KM													★	☆										
		15	14.7	6.35	1.19	SNMG 15 06 12-KM													★	☆										
			14.3	6.35	1.59	SNMG 15 06 16-KM													★	☆										
		19	17.9	6.35	1.19	SNMG 19 06 12-KM													★	☆										
			17.5	6.35	1.59	SNMG 19 06 16-KM													★	☆										
	QM	09	9.1	3.18	0.40	SNMG 09 03 04-QM				★											★									
			8.7	3.18	0.79	SNMG 09 03 08-QM				★	☆										☆	★							★		
		12	12.3	4.76	0.40	SNMG 12 04 04-QM				★	☆										★									
			11.9	4.76	0.79	SNMG 12 04 08-QM		☆	☆	★	☆		☆			★		☆			☆	★		★	☆			☆	☆	
			11.5	4.76	1.19	SNMG 12 04 12-QM		☆	☆	★	☆		☆			★		☆			☆	★		★	☆			☆		
			11.1	4.76	1.59	SNMG 12 04 16-QM			☆	★			☆					★			☆	★		★	☆			☆		
		15	15.1	6.35	0.79	SNMG 15 06 08-QM				★											★									
			14.7	6.35	1.19	SNMG 15 06 12-QM			☆	★			☆					★			☆	★		★	☆		★	☆		
			14.3	6.35	1.59	SNMG 15 06 16-QM				★			☆					★			★			★	☆					
		19	18.3	6.35	0.79	SNMG 19 06 08-QM				★											★									
			17.9	6.35	1.19	SNMG 19 06 12-QM			☆	★			★								☆	★		★	☆			☆		
			17.5	6.35	1.59	SNMG 19 06 16-QM			☆	★			★								☆	★		★	☆			☆		
	SM	12	12.3	4.76	0.40	SNMG 12 04 04-SM							★	☆										★	☆	☆		☆	☆	
			8.5	4.76	0.79	SNMG 12 04 08-SM							★	☆										★	☆	☆		☆	☆	
			8.5	4.76	1.19	SNMG 12 04 12-SM							★	☆										★	☆	☆		☆	☆	
			8.5	4.76	1.59	SNMG 12 04 16-SM							★	☆										★	☆	☆		☆	☆	
		15	15.1	6.35	0.79	SNMG 15 06 08-SM							☆			★								★	☆					
			10.6	6.35	1.19	SNMG 15 06 12-SM							☆			★								★	☆			☆	☆	
			10.6	6.35	1.59	SNMG 15 06 16-SM							☆			★								★	☆				☆	
		19	17.9	6.35	1.19	SNMG 19 06 12-SM							★											★	☆			☆		
			12.7	6.35	1.59	SNMG 19 06 16-SM							★											★	☆			☆	☆	
	SMR	12	8.5	4.76	0.79	SNMG 12 04 08-SMR							★	☆										★	☆	☆		☆	☆	
			8.5	4.76	1.19	SNMG 12 04 12-SMR							★	☆										★	☆	☆		☆	☆	
			8.5	4.76	1.59	SNMG 12 04 16-SMR							★	☆										★	☆	☆		☆		
	XM	12	11.9	4.76	0.79	SNMG 12 04 08-XM				★						★		☆			★									
			11.5	4.76	1.19	SNMG 12 04 12-XM				★								★			★									

A177 A217 A278 A294 H36 H6

SANDVIK Coromant

T-Max® P wisselplaat voor draaien

S-type wisselplaat (vierkant)



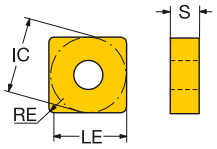

			LE	S	RE	ISO CODE	P 1525	P 4305	P 4315	P 4325	P 4335	P 5015	M 1115	M 1125	M 2015	M 2025	M 2035	M 2220	K 3210	K 3225	K 4325	K H13A	N 1125	S 1105	S 1115	S 1125	S 6160	S H13A	S S05F
Voorbewerken	MR	12	11.9	4.76	0.79	SNMM 12 04 08-MR										☆	★	☆											
			11.5	4.76	1.19	SNMM 12 04 12-MR					★					☆	★	☆											
			11.1	4.76	1.59	SNMM 12 04 16-MR										☆		☆											
		15	14.7	6.35	1.19	SNMM 15 06 12-MR										★													
			14.3	6.35	1.59	SNMM 15 06 16-MR										★													
		19	17.9	6.35	1.19	SNMM 19 06 12-MR										★		☆											
			17.5	6.35	1.59	SNMM 19 06 16-MR					★					☆	★	☆											
			16.7	6.35	2.38	SNMM 19 06 24-MR					★					☆	★	☆											
			15.9	6.35	3.18	SNMM 19 06 32-MR					★						★												
	PR	12	11.9	4.76	0.79	SNMG 12 04 08-PR		☆	☆	☆	★										★								
			11.5	4.76	1.19	SNMG 12 04 12-PR		☆	☆	☆	★										★								
			11.1	4.76	1.59	SNMG 12 04 16-PR		☆	☆	☆	★										★								
		15	15.1	6.35	0.79	SNMG 15 06 08-PR			☆	☆	★										★								
			14.7	6.35	1.19	SNMG 15 06 12-PR			☆	☆	★										★								
			14.3	6.35	1.59	SNMG 15 06 16-PR			☆	☆	★										★								
			13.5	6.35	2.38	SNMG 15 06 24-PR			☆	★											★								
		19	18.3	6.35	0.79	SNMG 19 06 08-PR			☆	☆	★										★								
			17.9	6.35	1.19	SNMG 19 06 12-PR			☆	☆	★										★								
			17.5	6.35	1.59	SNMG 19 06 16-PR		☆	☆	☆	★										★								
			16.7	6.35	2.38	SNMG 19 06 24-PR			☆	☆	★										★								
		12	11.9	4.76	0.79	SNMM 12 04 08-PR			☆	☆	★										★								
			11.5	4.76	1.19	SNMM 12 04 12-PR			☆	☆	★										★								
		15	14.7	6.35	1.19	SNMM 15 06 12-PR			☆	☆	★										★								
			14.3	6.35	1.59	SNMM 15 06 16-PR		☆	☆	☆	★										★								
		19	17.9	6.35	1.19	SNMM 19 06 12-PR			☆	☆	★										★								
			17.5	6.35	1.59	SNMM 19 06 16-PR		☆	☆	☆	★										★								
			16.7	6.35	2.38	SNMM 19 06 24-PR		☆	☆	☆	★										★								
	KR	09	8.7	3.18	0.79	SNMA 09 03 08-KR													☆	★									
		12	11.9	4.76	0.79	SNMA 12 04 08-KR													☆	★									
			11.5	4.76	1.19	SNMA 12 04 12-KR													☆	★									
			11.1	4.76	1.59	SNMA 12 04 16-KR													☆	★									
		15	14.7	6.35	1.19	SNMA 15 06 12-KR													☆	★									
			14.3	6.35	1.59	SNMA 15 06 16-KR													☆	★									
		19	18.3	6.35	0.79	SNMA 19 06 08-KR													☆	★									
			17.9	6.35	1.19	SNMA 19 06 12-KR													☆	★									
			17.5	6.35	1.59	SNMA 19 06 16-KR													☆	★									
		12	11.9	4.76	0.79	SNMG 12 04 08-KR													☆	★									
			11.5	4.76	1.19	SNMG 12 04 12-KR													☆	★									
			11.1	4.76	1.59	SNMG 12 04 16-KR													☆	★									
		15	14.7	6.35	1.19	SNMG 15 06 12-KR													☆	★									
			14.3	6.35	1.59	SNMG 15 06 16-KR													☆	★									
		19	17.5	6.35	1.59	SNMG 19 06 16-KR													☆	★									
	MR	12	11.9	4.76	0.79	SNMG 12 04 08-MR									☆	☆	★	☆											
			11.5	4.76	1.19	SNMG 12 04 12-MR									☆	☆	★	☆											
		15	14.7	6.35	1.19	SNMG 15 06 12-MR										☆	★	☆											
			14.3	6.35	1.59	SNMG 15 06 16-MR										☆	★	☆											
		19	17.9	6.35	1.19	SNMG 19 06 12-MR									☆	☆	★	☆											
			17.5	6.35	1.59	SNMG 19 06 16-MR									☆	☆	★	☆											
			16.7	6.35	2.38	SNMG 19 06 24-MR											★												
	SMR	15	10.6	6.35	1.59	SNMG 15 06 16-SMR							☆			★								★	☆				☆	☆
		19	17.9	6.35	1.19	SNMG 19 06 12-SMR							☆											★	☆				☆	
			12.7	6.35	1.59	SNMG 19 06 16-SMR							☆			★								★	☆				☆	☆
	XMR	12	11.9	4.76	0.79	SNMG 12 04 08-XMR			☆	★						★		☆			★								
			11.5	4.76	1.19	SNMG 12 04 12-XMR			☆	★								☆			★								
			11.1	4.76	1.59	SNMG 12 04 16-XMR												★											

A177 A217 A278 A294 H36 H6

T-Max® P wisselplaat voor draaien

S-type wisselplaat (vierkant)

Moderne snijmaterialen



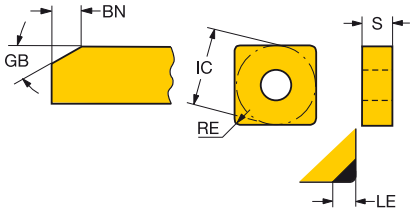

		LE	S	RE	GB	BN	ISO CODE	K			S	H							
								6190	650	7525	650	6050	650	7015	7025	7105	7115	7125	7135	7525
Nabewerken	09	2.2	3.18	0.8	30°	0.10	SNGA090308S01030A								★					
	12	2.8	4.76	0.8	30°	0.10	SNGA120408S01030A							☆	★					
		11.9	4.76	0.8	25°	0.15	SNGA120408S01525					★								
		2.5	4.76	0.8	25°	0.15	SNGA120408S01525F									☆	★			
		2.5	4.76	0.8	30°	0.15	SNGA120408S01530F												★	
		11.9	4.76	0.8	20°	0.10	SNGA120408T01020		★		★		☆							
		2.8	4.76	0.8	20°	0.10	SNGA120408T01020B			★										★
		11.9	4.76	0.8	25°	0.15	SNGA120408T01525					★								
		11.9	4.76	0.8	20°	0.25	SNGA120408T02520	★												
		2.8	4.76	1.2	30°	0.10	SNGA120412S01030A							☆	★					
		11.5	4.76	1.2	25°	0.15	SNGA120412S01525					★								
		2.5	4.76	1.2	25°	0.15	SNGA120412S01525F									☆	★			
		2.8	4.76	1.2	30°	0.15	SNGA120412S01530F												★	
		2.8	4.76	1.2	35°	0.20	SNGA120412S02035B													★
		11.5	4.76	1.2	20°	0.10	SNGA120412T01020		★		★		☆							
		2.8	4.76	1.2	20°	0.10	SNGA120412T01020B			★										★
		11.5	4.76	1.2	20°	0.25	SNGA120412T02520	★												
		2.8	4.76	1.6	25°	0.10	SNGA120416S01025F											★	☆	
		11.1	4.76	1.6	20°	0.25	SNGA120416T02520	★												
		2.9	4.76	2.0	25°	0.10	SNGA120420S01025F											★		
		2.8	4.76	2.4	25°	0.10	SNGA120424S01025F											★	☆	
		11.1	7.94	1.6	20°	0.25	SNGQ120716T02520	★												

A177 A217 A278 A294 H36 H6 H3

SANDVIK Coromant

T-Max® P wisselplaat voor draaien

T-stijl wisselplaat (driehoekig)



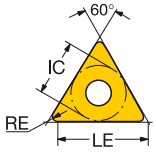

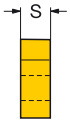

			LE	S	RE	BS	ISO CODE	P					M						K				N	S				
								1525	4305	4315	4325	4335	5015	1115	1125	2015	2025	2035	2220	3210	3225	4325	H13A	1125	1105	1115	1125	H13A	S05F
Nabewerken	PF	16	16.1	4.76	0.40		TNMG 16 04 04-PF	☆		★	☆		☆									☆							
			15.7	4.76	0.79		TNMG 16 04 08-PF	☆	☆	★	☆		☆									☆							
			15.3	4.76	1.19		TNMG 16 04 12-PF	☆	☆	★	☆		☆									☆							
		22	21.2	4.76	0.79		TNMG 22 04 08-PF	☆		★	☆		☆									☆							
			20.8	4.76	1.19		TNMG 22 04 12-PF			★	☆											☆							
	KF	16	16.1	4.76	0.40		TNMG 16 04 04-KF													★	☆								
			15.7	4.76	0.79		TNMG 16 04 08-KF													★	☆								
	MF	16	16.1	4.76	0.40		TNMG 16 04 04-MF							☆	☆	★	☆		☆							★	☆		
			15.7	4.76	0.79		TNMG 16 04 08-MF							☆	☆	★	☆		☆							★	☆		
			15.3	4.76	1.19		TNMG 16 04 12-MF							☆	☆	★	☆									★	☆		
	K	16	16.1	4.76	0.40		TNMG 16 04 04L-K	☆		★	☆							★				☆							
			16.1	4.76	0.40		TNMG 16 04 04R-K	☆		★	☆							★				☆							
			15.7	4.76	0.79		TNMG 16 04 08L-K	☆		★	☆							★				☆							
			15.7	4.76	0.79		TNMG 16 04 08R-K	☆		★	☆							★				☆							
	WF	16	16.1	4.76	0.40	0.5	TNMX 16 04 04-WF	☆		★	☆		☆	☆	☆	★				★	☆	☆							
			15.7	4.76	0.79	0.7	TNMX 16 04 08-WF	☆	☆	★	☆		☆	☆	☆	★				★		☆							
	S F	16	4.8	4.76	0.40		TNMG 16 04 04-SF							★	☆										★	☆	☆	☆	☆
	SF		4.8	4.76	0.79		TNMG 16 04 08-SF							★	☆										★	☆	☆	☆	☆
			15.3	4.76	1.19		TNMG 16 04 12-SF							★	☆											☆	☆		
	XF	16	16.1	4.76	0.40		TNMG 16 04 04-XF			★	☆					★	☆		☆			☆							
			15.7	4.76	0.79		TNMG 16 04 08-XF			★	☆					★	☆		☆			☆							
Middelmatig	WM	16	15.7	4.76	0.79	0.7	TNMX 16 04 08-WM		☆	☆	★									★	☆	☆							
			15.3	4.76	1.19	0.8	TNMX 16 04 12-WM	☆	☆	☆	★					★				★	☆	☆							
	WMX	16	15.7	4.76	0.79	0.9	TNMX 16 04 08-WMX		☆	☆	★					★				★		☆							
			15.3	4.76	1.19	1.0	TNMX 16 04 12-WMX		☆	☆	★									★		☆							
	PM	16	16.1	4.76	0.40		TNMG 16 04 04-PM			☆	★	☆										★							
			15.7	4.76	0.79		TNMG 16 04 08-PM	☆	☆	☆	★	☆										★							
			15.3	4.76	1.19		TNMG 16 04 12-PM	☆	☆	☆	★	☆										★							
		22	21.6	4.76	0.40		TNMG 22 04 04-PM			☆	★	☆										★							
			21.2	4.76	0.79		TNMG 22 04 08-PM			☆	★	☆										★							
			20.8	4.76	1.19		TNMG 22 04 12-PM			☆	★	☆										★							
			20.4	4.76	1.59		TNMG 22 04 16-PM			☆	★	☆										★							
	MM	16	15.7	4.76	0.79		TNMG 16 04 08-MM							☆	☆	☆	★	☆	☆					☆		☆	★		
			15.3	4.76	1.19		TNMG 16 04 12-MM							☆	☆	☆	★	☆	☆					☆		☆	★		
		22	21.2	4.76	0.79		TNMG 22 04 08-MM							☆	☆	☆	★	☆	☆					☆		☆	★		
			20.8	4.76	1.19		TNMG 22 04 12-MM								☆	★	☆	☆											
			20.4	4.76	1.59		TNMG 22 04 16-MM									★	☆	☆											
	KM	16	15.7	4.76	0.79		TNMG 16 04 08-KM													★	☆								
			15.3	4.76	1.19		TNMG 16 04 12-KM													★									
		22	21.2	4.76	0.79		TNMG 22 04 08-KM													★	☆								
			20.8	4.76	1.19		TNMG 22 04 12-KM													★	☆								
			20.4	4.76	1.59		TNMG 22 04 16-KM													★	☆								
	QM	16	16.1	4.76	0.40		TNMG 16 04 04-QM			☆	★	☆					★		☆			☆	★					★	
			15.7	4.76	0.79		TNMG 16 04 08-QM		☆	☆	★	☆		☆			★		☆			☆	★		★	☆		☆	
			15.3	4.76	1.19		TNMG 16 04 12-QM		☆	☆	★	☆		☆			★					★			★	☆			
		22	21.6	4.76	0.40		TNMG 22 04 04-QM				★	☆										☆	★					★	
			21.2	4.76	0.79		TNMG 22 04 08-QM		☆	☆	★	☆										☆	★					★	
			20.8	4.76	1.19		TNMG 22 04 12-QM		☆	☆	★	☆										☆	★					★	
			20.4	4.76	1.59		TNMG 22 04 16-QM		☆	☆	★	☆		★								☆	★		★	☆		☆	
	SM	16	4.8	4.76	0.79		TNMG 16 04 08-SM							★	☆										★	☆	☆	☆	☆
			4.8	4.76	1.19		TNMG 16 04 12-SM							★	☆										★	☆	☆	☆	☆
			16.1	4.76	0.40		TNMG 16 04 04-SM							★	☆										★	☆	☆	☆	☆
		22	6.4	4.76	0.79		TNMG 22 04 08-SM							★	☆										★	☆	☆	☆	☆
			6.4	4.76	1.19		TNMG 22 04 12-SM							★	☆										★	☆	☆		
	XM	16	16.1	4.76	0.40		TNMG 16 04 04-XM				★											★							
			15.7	4.76	0.79		TNMG 16 04 08-XM			☆	★						★		☆			★							
			15.3	4.76	1.19		TNMG 16 04 12-XM			☆	★											★							

A177 A217 A278 A294 H36 H6

T-Max® P wisselplaat voor draaien

T-stijl wisselplaat (driehoekig)



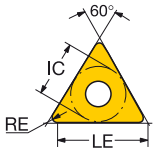

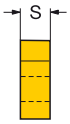

			LE	S	RE	BS	ISO CODE	P 1525	P 4305	P 4315	P 4325	P 4335	P 5015	M 1115	M 1125	M 2015	M 2025	M 2035	M 2220	K 3210	K 3225	K 4325	K H13A	N 1125	S 1105	S 1115	S 1125	S H13A	S S05F
Voorbewerken	MR	16	15.7	4.76	0.79		TNMM 16 04 08-MR										★												
		22	21.2	4.76	0.79		TNMM 22 04 08-MR					★					★													
			20.8	4.76	1.19		TNMM 22 04 12-MR					★					★													
			20.4	4.76	1.59		TNMM 22 04 16-MR										★		☆										
	XMR	16	15.7	4.76	0.79		TNMG 16 04 08-XMR			☆	★						★		☆			★							
			15.3	4.76	1.19		TNMG 16 04 12-XMR				★											★							
	PR	16	15.7	4.76	0.79		TNMG 16 04 08-PR		☆	☆	☆	★										★							
			15.3	4.76	1.19		TNMG 16 04 12-PR		☆	☆	☆	★										★							
		22	21.2	4.76	0.79		TNMG 22 04 08-PR			☆	☆	★										★							
			20.8	4.76	1.19		TNMG 22 04 12-PR			☆	☆	★										★							
			20.4	4.76	1.59		TNMG 22 04 16-PR			☆	☆	★										★							
		16	15.7	4.76	0.79		TNMM 16 04 08-PR			☆	☆	★										★							
			15.3	4.76	1.19		TNMM 16 04 12-PR			☆	☆	★										★							
		22	21.2	4.76	0.79		TNMM 22 04 08-PR			☆	☆	★										★							
			20.8	4.76	1.19		TNMM 22 04 12-PR			☆	☆	★										★							
			20.4	4.76	1.59		TNMM 22 04 16-PR		☆	☆	☆	★										★							
	KR	16	16.1	4.76	0.40		TNMA 16 04 04-KR													☆	★								
			15.7	4.76	0.79		TNMA 16 04 08-KR													☆	★								
			15.3	4.76	1.19		TNMA 16 04 12-KR													☆	★								
			14.9	4.76	1.59		TNMA 16 04 16-KR													☆	★								
		22	21.6	4.76	0.40		TNMA 22 04 04-KR													☆	★								
			21.2	4.76	0.79		TNMA 22 04 08-KR													☆	★								
			20.8	4.76	1.19		TNMA 22 04 12-KR													☆	★								
			20.4	4.76	1.59		TNMA 22 04 16-KR													☆	★								
			18.8	4.76	3.18		TNMA 22 04 32-KR													☆	★								
		16	15.7	4.76	0.79		TNMG 16 04 08-KR													☆	★								
			15.3	4.76	1.19		TNMG 16 04 12-KR													☆	★								
			14.9	4.76	1.59		TNMG 16 04 16-KR													☆	★								
		22	21.2	4.76	0.79		TNMG 22 04 08-KR													☆	★								
			20.8	4.76	1.19		TNMG 22 04 12-KR													☆	★								
	MR	16	15.7	4.76	0.79		TNMG 16 04 08-MR									☆	☆	★	☆										
			15.3	4.76	1.19		TNMG 16 04 12-MR									☆	☆	★	☆										
		22	21.2	4.76	0.79		TNMG 22 04 08-MR									☆	☆	★	☆										
			20.8	4.76	1.19		TNMG 22 04 12-MR									☆	☆	★	☆										
			20.4	4.76	1.59		TNMG 22 04 16-MR									☆	☆	★	☆										

A177 A217 A278 A294 H36 H6

SANDVIK Coromant

T-Max® P wisselplaat voor draaien

T-stijl wisselplaat (driehoekig)

Moderne snijmaterialen



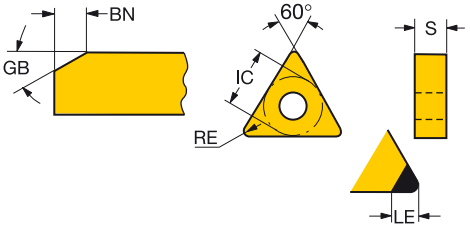

		LE	S	RE	GB	BN	ISO CODE	K			S	H								
								6190	650	7525	650	6050	650	7015	7025	7105	7115	7125	7135	7525
Nabewerken	11	1.8	3.18	0.4	30°	0.10	TNGA110304S01030A							☆	★					
		1.8	3.18	0.4	20°	0.10	TNGA110304T01020B			★										★
		1.5	3.18	0.8	30°	0.10	TNGA110308S01030A							☆	★					
		2.1	3.18	0.8	20°	0.10	TNGA110308T01020B			★										★
	16	3.0	4.76	0.4	30°	0.10	TNGA160404S01030A							☆	★					
		16.1	4.76	0.4	25°	0.15	TNGA160404S01525					★								
		2.8	4.76	0.4	25°	0.15	TNGA160404S01525H									☆	★			
		1.8	4.76	0.4	20°	0.10	TNGA160404T01020B			★										★
		2.7	4.76	0.8	30°	0.10	TNGA160408S01030A							☆	★					
		15.7	4.76	0.8	25°	0.15	TNGA160408S01525					★								
		2.5	4.76	0.8	25°	0.15	TNGA160408S01525H									☆	★			
		2.8	4.76	0.8	30°	0.15	TNGA160408S01530B													★
		2.5	4.76	0.8	30°	0.15	TNGA160408S01530F												★	
		2.0	4.76	0.8	35°	0.20	TNGA160408S02035A								★					
		2.8	4.76	0.8	35°	0.20	TNGA160408S02035B													★
		15.7	4.76	0.8	20°	0.10	TNGA160408T01020		★		★		☆							
		2.8	4.76	0.8	20°	0.10	TNGA160408T01020B			★										★
		15.7	4.76	0.8	25°	0.15	TNGA160408T01525					★								
		15.7	4.76	0.8	20°	0.25	TNGA160408T02520	★												
		3.1	4.76	1.2	25°	0.10	TNGA160412S01025F											★		
		2.4	4.76	1.2	30°	0.10	TNGA160412S01030A							☆	★					
		15.3	4.76	1.2	25°	0.15	TNGA160412S01525					★								
		2.2	4.76	1.2	25°	0.15	TNGA160412S01525H									☆	★			
		3.1	4.76	1.2	30°	0.15	TNGA160412S01530F												★	
		2.4	4.76	1.2	35°	0.20	TNGA160412S02035A								★					
		15.3	4.76	1.2	20°	0.10	TNGA160412T01020		★		★		☆							
		2.4	4.76	1.2	20°	0.10	TNGA160412T01020B			★										★
		15.3	4.76	1.2	20°	0.25	TNGA160412T02520	★												
		2.8	4.76	1.6	25°	0.10	TNGA160416S01025F											★	☆	
		14.9	4.76	1.6	20°	0.10	TNGA160416T01020		★		★		☆							
		3.9	4.76	2.0	25°	0.10	TNGA160420S01025F											★	☆	
		3.6	4.76	2.4	25°	0.10	TNGA160424S01025F											★	☆	
	22	21.2	4.76	0.8	20°	0.10	TNGA220408T01020		★		★		☆							
		20.8	4.76	1.2	20°	0.10	TNGA220412T01020		★		★		☆							

A177 A217 A278 A294 H36 H6 H3

T-Max® P wisselplaat voor draaien

V-type wisselplaat (rhombisch 35°)



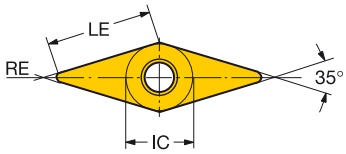

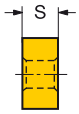

			LE	S	RE	ISO CODE	P						M						K				N	S					
							1525	4305	4315	4325	4335	5015	1115	1125	2015	2025	2035	2220	3210	3225	4325	5015	1125	1105	1115	1125	H13A	S05F
Nabewerken	PF	16	16.2	4.76	0.40	VNMG 16 04 04-PF	☆		★	☆		☆									☆	☆						
			15.8	4.76	0.79	VNMG 16 04 08-PF	☆	☆	★	☆		☆									☆	☆						
	MF	16	16.2	4.76	0.40	VNMG 16 04 04-MF							☆	☆	★	☆		☆						★	☆	☆		☆
			15.8	4.76	0.79	VNMG 16 04 08-MF							☆	☆	★	☆		☆						★	☆	☆		☆
	SGF	16	16.3	4.76	0.10	VNGG 16 04 01-SGF							★	☆										★	☆	☆	☆	
			16.1	4.76	0.20	VNGG 16 04 02-SGF							★	☆										★	☆	☆	☆	
			2.4	4.76	0.40	VNGG 16 04 04-SGF							★	☆										★	☆	☆	☆	☆
			2.4	4.76	0.79	VNGG 16 04 08-SGF							★											★	☆		☆	☆
			2.4	4.76	1.19	VNGG 16 04 12-SGF							★											★	☆			☆
	SF	16	16.2	4.76	0.40	VNMG 16 04 04-SF							★	☆										★	☆	☆	☆	☆
			15.8	4.76	0.79	VNMG 16 04 08-SF							★	☆										★	☆	☆	☆	☆
			15.4	4.76	1.19	VNMG 16 04 12-SF							★											★	☆			☆
Middelmatig	PM	16	15.8	4.76	0.79	VNMG 16 04 08-PM	☆	☆	☆	★	☆										★							
			15.4	4.76	1.19	VNMG 16 04 12-PM		☆	☆	★	☆										★							
	MM	16	15.8	4.76	0.79	VNMG 16 04 08-MM							☆	☆	☆	★	☆	☆					☆		☆	★		
	KM	16	15.8	4.76	0.79	VNMG 16 04 08-KM													★	☆								
			15.4	4.76	1.19	VNMG 16 04 12-KM													★	☆								
	QM	16	16.2	4.76	0.40	VNMG 16 04 04-QM			☆	★			★								☆			★	☆		☆	
			15.8	4.76	0.79	VNMG 16 04 08-QM		☆	☆	★	☆		☆			★		☆			☆			★	☆		☆	
			15.4	4.76	1.19	VNMG 16 04 12-QM				★											★							
	SM	16	16.2	4.76	0.40	VNMG 16 04 04-SM							★	☆										★	☆	☆	☆	☆
			15.8	4.76	0.79	VNMG 16 04 08-SM							★	☆										★	☆	☆	☆	☆
			15.4	4.76	1.19	VNMG 16 04 12-SM							★	☆										★	☆	☆	☆	☆

A177 A217 A278 A294 H36 H6

SANDVIK Coromant

T-Max® P wisselplaat voor draaien

V-type wisselplaat (rhombisch 35°)

Moderne snijmaterialen



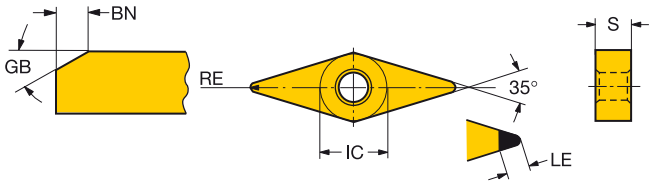

		LE	S	RE	GB	BN	ISO CODE	H					
								6050	7015	7025	7105	7115	7125
Nabewerken	16	2.1	4.76	0.4	20°	0.10	VNGA160404S01020A			★			
		4.4	4.76	0.4	30°	0.10	VNGA160404S01030A		☆	★			
		16.2	4.76	0.4	25°	0.15	VNGA160404S01525	★					
		2.5	4.76	0.4	25°	0.15	VNGA160404S01525H				☆	☆	★
		2.4	4.76	0.8	20°	0.10	VNGA160408S01020A			★			
		3.5	4.76	0.8	30°	0.10	VNGA160408S01030A		☆	★			
		15.8	4.76	0.8	25°	0.15	VNGA160408S01525	★					
		2.5	4.76	0.8	25°	0.15	VNGA160408S01525H				☆	☆	★
		2.4	4.76	0.8	35°	0.20	VNGA160408S02035A		☆	★			
		15.8	4.76	0.8	25°	0.15	VNGA160408T01525	★					
		15.4	4.76	1.2	25°	0.15	VNGA160412S01525	★					

A177 A217 A278 A294 H36 H6 H3

T-Max® P wisselplaat voor draaien

W-type wisselplaat (driehoek 80°)



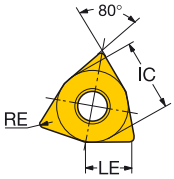

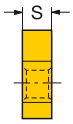

			LE	S	RE	BS	ISO CODE	P 1525	P 4305	P 4315	P 4325	P 4335	P 5015	M 1115	M 1125	M 2015	M 2025	M 2035	M 2220	K 3210	K 3225	K 4325	K H13A	N 1125	S 1105	S 1115	S 1125	S H13A	S S05F
Nabewerken	WF	06	6.1	4.76	0.40	0.5	WNMG 06 04 04-WF	☆		★			☆	☆	☆	★				★	☆								
			5.7	4.76	0.79	0.7	WNMG 06 04 08-WF	☆	☆	★	☆		☆	☆	☆	★				★	☆	☆							
		08	8.3	4.76	0.40	0.5	WNMG 08 04 04-WF	☆		★	☆		☆		☆	★				★	☆	☆							
			7.9	4.76	0.79	1.0	WNMG 08 04 08-WF	☆	☆	★	☆		☆		☆	★				★	☆	☆							
			7.5	4.76	1.19	1.1	WNMG 08 04 12-WF		☆	★	☆									★		☆							
	PF	06	6.1	4.76	0.40		WNMG 06 04 04-PF	☆		★			☆																
			5.7	4.76	0.79		WNMG 06 04 08-PF	☆	☆	★	☆		☆									☆							
			5.3	4.76	1.19		WNMG 06 04 12-PF			★																			
		08	8.3	4.76	0.40		WNMG 08 04 04-PF	☆		★	☆		☆									☆							
			7.9	4.76	0.79		WNMG 08 04 08-PF	☆	☆	★	☆		☆									☆							
			7.5	4.76	1.19		WNMG 08 04 12-PF		☆	★	☆											☆							
	KF	06	6.1	4.76	0.40		WNMG 06 04 04-KF													★	☆								
			5.7	4.76	0.79		WNMG 06 04 08-KF													★									
		08	8.3	4.76	0.40		WNMG 08 04 04-KF													★	☆								
			7.9	4.76	0.79		WNMG 08 04 08-KF													★	☆								
			7.5	4.76	1.19		WNMG 08 04 12-KF													★	☆								
	MF	06	6.1	4.76	0.40		WNMG 06 04 04-MF							☆	☆	★	☆		☆							★	☆		
			5.7	4.76	0.79		WNMG 06 04 08-MF							☆	☆	★	☆		☆							★	☆		
		08	8.3	4.76	0.40		WNMG 08 04 04-MF							☆	☆	★	☆		☆							★	☆		
			7.9	4.76	0.79		WNMG 08 04 08-MF							☆	☆	★	☆		☆						★	☆	☆		☆
	SGF	08	7.5	4.76	0.10		WNGG 08 04 01-SGF							★	☆											☆	☆		
			7.5	4.76	0.20		WNGG 08 04 02-SGF							★	☆										★	☆	☆	☆	
			3.2	4.76	0.40		WNGG 08 04 04-SGF							★	☆										★	☆	☆	☆	☆
			3.2	4.76	0.79		WNGG 08 04 08-SGF							★	☆										★	☆	☆	☆	☆
			7.1	4.76	1.19		WNGG 08 04 12-SGF							★	☆											☆	☆		☆
	SF	08	3.2	4.76	0.40		WNMG 08 04 04-SF							★	☆										★	☆	☆	☆	
			3.2	4.76	0.79		WNMG 08 04 08-SF							★	☆										★	☆	☆	☆	
			3.2	4.76	1.19		WNMG 08 04 12-SF																		★			☆	
	XF	06	6.1	4.76	0.40		WNMG 06 04 04-XF			★	☆											☆							
			5.7	4.76	0.79		WNMG 06 04 08-XF			★	☆											☆							
		08	8.3	4.76	0.40		WNMG 08 04 04-XF			★	☆											☆							
			7.9	4.76	0.79		WNMG 08 04 08-XF			★	☆											☆							
Middelmatig	WM	06	5.7	4.76	0.79	0.8	WNMG 06 04 08-WM	☆		☆	★					★				★		☆							
			5.3	4.76	1.19	1.1	WNMG 06 04 12-WM			☆	★									★	☆	☆							
		08	7.9	4.76	0.79	0.8	WNMG 08 04 08-WM	☆	☆	☆	★	☆				★				★	☆	☆							
			7.5	4.76	1.19	1.1	WNMG 08 04 12-WM		☆	☆	★	☆				★				★	☆	☆							
	WMX	06	1.6	4.76	0.79	0.9	WNMG 06 04 08-WMX		☆	☆	★					★					☆	★							
			1.6	4.76	1.19	1.0	WNMG 06 04 12-WMX		☆	☆	★					★				★	☆	☆							
		08	2.2	4.76	0.79	0.7	WNMG 08 04 08-WMX		☆	☆	★	☆				★				★	☆	☆							
			2.2	4.76	1.19	0.8	WNMG 08 04 12-WMX		☆	☆	★					★				★	☆	☆							
	PM	06	5.7	4.76	0.79		WNMG 06 04 08-PM		☆	☆	★	☆										★							
			5.3	4.76	1.19		WNMG 06 04 12-PM			☆	★	☆										★							
		08	7.9	4.76	0.79		WNMG 08 04 08-PM	☆	☆	☆	★	☆										★							
			7.5	4.76	1.19		WNMG 08 04 12-PM		☆	☆	★	☆										★							
			7.1	4.76	1.59		WNMG 08 04 16-PM		☆	☆	★											★							
	MM	06	5.7	4.76	0.79		WNMG 06 04 08-MM							☆	☆	☆	★	☆	☆					★		☆	★		
			5.3	4.76	1.19		WNMG 06 04 12-MM									☆	★		☆										
		08	7.9	4.76	0.79		WNMG 08 04 08-MM							☆	☆	☆	★	☆	☆					★		☆	★		
			7.5	4.76	1.19		WNMG 08 04 12-MM							☆	☆	☆	★	☆	☆					★		☆	★		
	KM	06	5.7	4.76	0.79		WNMG 06 04 08-KM													★	☆								
			5.3	4.76	1.19		WNMG 06 04 12-KM													★	☆								
		08	7.9	4.76	0.79		WNMG 08 04 08-KM													★	☆								
			7.5	4.76	1.19		WNMG 08 04 12-KM													★	☆								
			7.1	4.76	1.59		WNMG 08 04 16-KM													★	☆								
	QM	06	5.7	4.76	0.79		WNMG 06 04 08-QM		☆	☆	★	☆		★								★				★			
			5.3	4.76	1.19		WNMG 06 04 12-QM			☆	★											★							
		08	8.3	4.76	0.40		WNMG 08 04 04-QM			☆	★			★								☆	★		★	☆		☆	
			7.9	4.76	0.79		WNMG 08 04 08-QM		☆	☆	★	☆		☆			★		☆			☆	★		★	☆		☆	
			7.5	4.76	1.19		WNMG 08 04 12-QM		☆	☆	★	☆		☆			★		☆			☆	★		★	☆		☆	
			7.1	4.76	1.59		WNMG 08 04 16-QM		☆	☆	★								★			★							

A177 A217 A278 A294 H36 H6

SANDVIK Coromant

T-Max® P wisselplaat voor draaien

W-type wisselplaat (driehoek 80°)



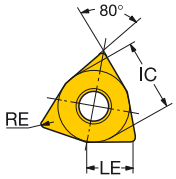

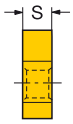

			LE	S	RE	BS	ISO CODE	P					M					K				N	S				
								1525	4305	4315	4325	4335	5015	1115	1125	2015	2025	2035	2220	3210	3225	4325	H13A	1125	1105	1115	1125	H13A	S05F
Medium	SM	06	6.1	4.76	0.40		WNMG 06 04 04-SM																		★				
			5.7	4.76	0.79		WNMG 06 04 08-SM																		★				
		08	3.2	4.76	0.40		WNMG 08 04 04-SM							★	☆										★	☆	☆	☆	☆
			3.2	4.76	0.79		WNMG 08 04 08-SM							★	☆										★	☆	☆	☆	☆
			3.2	4.76	1.19		WNMG 08 04 12-SM							★	☆										★	☆	☆	☆	☆
	SMR	08	3.2	4.76	0.79		WNMG 08 04 08-SMR							☆	☆		★								★	☆	☆	☆	☆
			3.2	4.76	1.19		WNMG 08 04 12-SMR							☆	☆		★								★	☆	☆	☆	
	XM	06	5.7	4.76	0.79		WNMG 06 04 08-XM			☆	★											★							
		08	7.9	4.76	0.79		WNMG 08 04 08-XM			☆	★						★		☆			★							
			7.5	4.76	1.19		WNMG 08 04 12-XM			☆	★						★		☆			★							
Voorbewerken	XMR	08	7.5	4.76	1.19		WNMG 08 04 12-XMR			☆	★						★		☆			★							
	PR	06	5.7	4.76	0.79		WNMG 06 04 08-PR			☆	☆	★										★							
			5.3	4.76	1.19		WNMG 06 04 12-PR		☆	☆	☆	★										★							
		08	7.9	4.76	0.79		WNMG 08 04 08-PR		☆	☆	☆	★										★							
			7.5	4.76	1.19		WNMG 08 04 12-PR		☆	☆	☆	★										★							
			7.1	4.76	1.59		WNMG 08 04 16-PR		☆	☆	☆	★										★							
	KR	06	5.7	4.76	0.79		WNMA 06 04 08-KR													☆	★								
			5.3	4.76	1.19		WNMA 06 04 12-KR													☆	★								
		08	7.9	4.76	0.79		WNMA 08 04 08-KR														★								
			7.5	4.76	1.19		WNMA 08 04 12-KR														★								
			7.1	4.76	1.59		WNMA 08 04 16-KR													☆	★								
		06	5.7	4.76	0.79		WNMG 06 04 08-KR													☆	★								
			5.3	4.76	1.19		WNMG 06 04 12-KR													☆	★								
		08	7.9	4.76	0.79		WNMG 08 04 08-KR													☆	★								
			7.5	4.76	1.19		WNMG 08 04 12-KR													☆	★								
	MR	06	5.7	4.76	0.79		WNMG 06 04 08-MR									☆	☆	★	☆										
			5.3	4.76	1.19		WNMG 06 04 12-MR										☆	★	☆										
		08	7.9	4.76	0.79		WNMG 08 04 08-MR									☆	☆	★	☆										
			7.5	4.76	1.19		WNMG 08 04 12-MR									☆	☆	★	☆										

A177 A217 A278 A294 H36 H6

T-Max® P wisselplaat voor draaien

W-type wisselplaat (driehoek 80°)

Moderne snijmaterialen



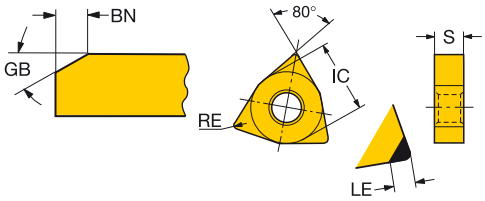

		LE	S	RE	BS	GB	BN	ISO CODE	K		H						
									6190	7525	6050	7015	7025	7105	7115	7125	7135	7525
Nabewerken	06	2.4	4.76	0.4		30°	0.10	WNGA060404S01030A				☆	★					
		2.6	4.76	0.4		25°	0.15	WNGA060404S01525H						☆	★			
		1.8	4.76	0.4		20°	0.10	WNGA060404T01020B		★								★
		2.4	4.76	0.8		30°	0.10	WNGA060408S01030A				☆	★					
		2.5	4.76	0.8		25°	0.15	WNGA060408S01525H						☆	★			
		2.4	4.76	0.8		20°	0.10	WNGA060408T01020B		★								★
		1.8	4.76	0.4	0.8	20°	0.10	WNGA060404T01020BWG		★								★
		2.4	4.76	0.8	1.0	20°	0.10	WNGA060408T01020BWG		★								★
		2.4	4.76	0.4	0.5	30°	0.10	WNGA060404S01030AWH					★					
		2.6	4.76	0.4	0.5	20°	0.15	WNGA060404S01520HWH						☆	★			
		2.4	4.76	0.4	0.5	30°	0.10	WNGA060404T01030AWH				★						
		2.4	4.76	0.8	0.6	30°	0.10	WNGA060408S01030AWH					★					
		2.5	4.76	0.8	0.6	20°	0.15	WNGA060408S01520HWH						☆	★			
		2.4	4.76	0.8	0.6	30°	0.10	WNGA060408T01030AWH				★						
	08	3.0	4.76	0.4		30°	0.10	WNGA080404S01030A				☆	★					
		8.3	4.76	0.4		25°	0.15	WNGA080404S01525			★							
		2.6	4.76	0.4		25°	0.15	WNGA080404S01525H						☆	★			
		3.1	4.76	0.4		20°	0.10	WNGA080404T01020B		★								★
		2.9	4.76	0.8		30°	0.10	WNGA080408S01030A				☆	★					
		7.9	4.76	0.8		25°	0.15	WNGA080408S01525			★							
		2.5	4.76	0.8		25°	0.15	WNGA080408S01525H						☆	☆	★		
		2.5	4.76	0.8		30°	0.15	WNGA080408S01530F									★	
		2.0	4.76	0.8		35°	0.20	WNGA080408S02035A					★					
		3.0	4.76	0.8		20°	0.10	WNGA080408T01020B		★								★
		7.9	4.76	0.8		25°	0.15	WNGA080408T01525			★							
		7.9	4.76	0.8		20°	0.25	WNGA080408T02520	★									
		2.8	4.76	1.2		30°	0.10	WNGA080412S01030A				☆	★					
		2.4	4.76	1.2		25°	0.15	WNGA080412S01525H						☆	☆	★		
		2.9	4.76	1.2		30°	0.15	WNGA080412S01530F									★	
		2.9	4.76	1.2		20°	0.10	WNGA080412T01020B		★								★
		7.5	4.76	1.2		20°	0.25	WNGA080412T02520	★									
		7.1	4.76	1.6		20°	0.25	WNGA080416T02520	★									
		3.1	4.76	0.4	0.8	20°	0.10	WNGA080404T01020BWG		★								★
		3.0	4.76	0.8	1.0	20°	0.10	WNGA080408T01020BWG		★								★
		7.9	4.76	0.8	1.0	20°	0.10	WNGA080408T01020WG	★									
		7.5	4.76	1.2	1.2	20°	0.10	WNGA080412T01020WG	★									
		3.0	4.76	0.4	0.5	30°	0.10	WNGA080404S01030AWH					★					
		2.6	4.76	0.4	0.5	20°	0.15	WNGA080404S01520HWH						☆	★			
		8.3	4.76	0.4	0.5	25°	0.15	WNGA080404S01525WH			★							
		3.0	4.76	0.4	0.5	30°	0.10	WNGA080404T01030AWH				★						
		2.9	4.76	0.8	0.6	30°	0.10	WNGA080408S01030AWH					★					
		2.5	4.76	0.8	0.6	20°	0.15	WNGA080408S01520HWH						☆	★			
		7.9	4.76	0.8	0.6	25°	0.15	WNGA080408S01525WH			★							
		2.9	4.76	0.8	0.6	30°	0.10	WNGA080408T01030AWH				★						
		7.9	4.76	0.8	0.6	25°	0.15	WNGA080408T01525WH			★							
		2.8	4.76	1.2	0.6	30°	0.10	WNGA080412S01030AWH					★					
		2.4	4.76	1.2	0.6	20°	0.15	WNGA080412S01520HWH						☆	★			
		2.8	4.76	1.2	0.6	30°	0.10	WNGA080412T01030AWH				★						

A177 A217 A278 A294 H36 H6 H3

SANDVIK Coromant

T-Max® P-gereedschappen voor uitwendig bewerken

Coromant Capto®



Gereedschappen voor wisselplaatvormen

C	D	R	S	T	V	W
A178-A183	A184-A188	A189-A191	A192-A195	A196	A197-A198	A199
Kantelpen	Kantelpen	Kantelpen	Kantelpen	Starre klem (Rigid clamp)	Starre klem (Rigid clamp)	Starre klem (Rigid clamp)
Starre klem (Rigid clamp)	Starre klem (Rigid clamp)	Starre klem (Rigid clamp)	Starre klem (Rigid clamp)			

Houder met schacht



Gereedschappen voor wisselplaatvormen

C	D	R	S	T	V	W
A201-A202	A203-A204	A205-A206	A207-A208	A209-A210	A211-A212	A213
Kantelpen	Kantelpen	Kantelpen	Kantelpen	Kantelpen	Kantelpen	Starre klem (Rigid clamp)
Starre klem (Rigid clamp)	Starre klem (Rigid clamp)	Starre klem (Rigid clamp)	Starre klem (Rigid clamp)	Starre klem (Rigid clamp)	Starre klem (Rigid clamp)	

QS™-schacht



Gereedschappen voor wisselplaatvormen

C	D	S
A214	A215	A216
Kantelpen	Kantelpen	Kantelpen

T-Max® P snijgereedschap voor draaien

Kantelpentype

Coromant Capto® - Precisie koelmiddeltoevoer





KAPR

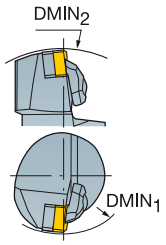

Cx-PCMNN..HP (M-T)
50.0°

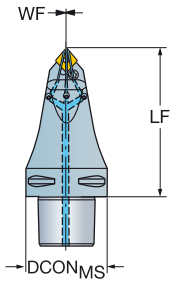

Cx-PCLNR/L..HP (M-T)
95.0°

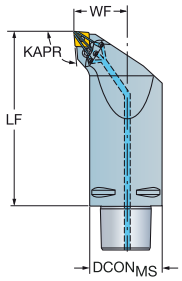

CNMM
CNMG
CNMA, CNGA

Gereedschap voor Multi-task bewerkingen

		CZC$_{MS}$	DMIN$_1$	DMIN$_2$	CNSC	Bestelnummer	Afmetingen, mm DCON$_{MS}$	LF	WF	BAR	NM	KG	MIID
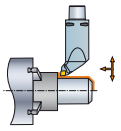	12	C6	110.0		3	C6-PCLNR/L-45165-12HP	63.0	165.0	45.0	150	5.0	3.70	CNMG 12 04 08
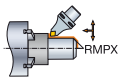	12	C4		185.0	3	C4-PCMNN-00095-12HP	40.0	95.0	0.0	150	5.0	0.76	CNMG 12 04 08
		C5		220.0	3	C5-PCMNN-00115-12HP	50.0	115.0	0.0	150	5.0	1.38	CNMG 12 04 08
		C6		240.0	3	C6-PCMNN-00115-12HP	63.0	115.0	0.0	150	5.0	1.98	CNMG 12 04 08
		C8		315.0	3	C8-PCMNN-00150-12HP	80.0	150.0	0.0	150	5.0	4.14	CNMG 12 04 08
	19	C10		315.0	3	C10-PCMNN-00110-19HP	100.0	110.0	0.0	150	10.0	5.78	CNMG 19 06 12

RMPX

N = Neutraal, R = Rechts, L = Links

		Reserve onderdelen				
	CZC$_{MS}$	Kantelpen	Schroef	Onderlegplaat	Pen voor onderlegplaat	Spuitmond
12	C4-C8	174.3-841M	174.3-821	171.31-850M	174.3-861	5691 026-03
19	C10	174.3-842M	174.3-822M	171.35-851M	174.3-862	5691 026-03

Ga voor de complete lijst van reserveonderdelen naar www.sandvik.coromant.com

A152 F2 E1 G1 H36 H10 H5

SANDVIK Coromant

T-Max® P snijgereedschap voor draaien

Kantelpentype

Coromant Capto® - Precisie koelmiddeltoevoer



KAPR 95.0°

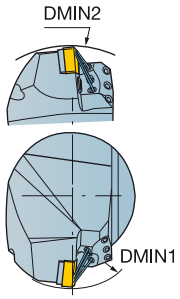

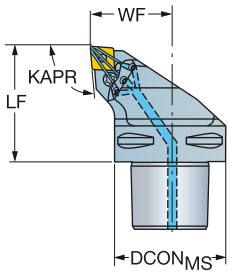

CNMM
CNMG
CNMA, CNGA

		CZC$_{MS}$	DMIN$_1$	DMIN$_2$	CNSC	Bestelnummer	Afmetingen, mm DCON$_{MS}$	LF	WF	BAR	NM	KG	MIID
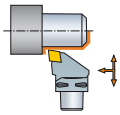	12	C4	110.0	140.0	3	C4-PCLNR/L-27050-12HP	40.0	50.0	27.0	150	5.0	0.47	CNMG 12 04 08
		C5	110.0	165.0	3	C5-PCLNR/L-35060-12HP	50.0	60.0	35.0	150	5.0	0.79	CNMG 12 04 08
		C6	110.0	195.0	3	C6-PCLNR/L-45065-12HP	63.0	65.0	45.0	150	5.0	1.36	CNMG 12 04 08
		C8	110.0	250.0	3	C8-PCLNR/L-55080-12HP	80.0	80.0	55.0	150	5.0	2.67	CNMG 12 04 08
	16	C5	125.0	165.0	3	C5-PCLNR/L-35060-16HP	50.0	60.0	35.0	150	5.0	0.85	CNMG 16 06 12
		C6	110.0	195.0	3	C6-PCLNR/L-45065-16HP	63.0	65.0	45.0	150	5.0	1.36	CNMG 16 06 12
		C8	125.0	250.0	3	C8-PCLNR/L-55080-16HP	80.0	80.0	55.0	150	5.0	2.72	CNMG 16 06 12
	19	C6	110.0	195.0	3	C6-PCLNR/L-45065-19HP	63.0	65.0	45.0	150	10.0	1.38	CNMG 19 06 12
		C8	150.0	250.0	3	C8-PCLNR/L-55080-19HP	80.0	80.0	55.0	150	10.0	2.69	CNMG 19 06 12
		C10	220.0	315.0	3	C10-PCLNR/L-68110-19HP	100.0	110.0	68.0	150	10.0	6.60	CNMG 19 06 12

R = Rechts, L = Links

		Reserve onderdelen				
	CZC$_{MS}$	Kantelpen	Schroef	Onderlegplaat	Pen voor onderlegplaat	Spuitmond
12	C4-C8	174.3-841M	174.3-821	171.31-850M	174.3-861	5691 026-03
16	C5-C8	438.3-840	438.3-831	171.31-852	174.3-864	5691 026-03
19	C6-C10	174.3-842M	174.3-822M	171.31-851M	174.3-862	5691 026-03

Ga voor de complete lijst van reserveonderdelen naar www.sandvik.coromant.com


A152


F2


E1


G1



H36



H10



H5

T-Max® P snijgereedschap voor draaien

Rigid clamp-ontwerp

Coromant Capto® - inwendige koelmiddeltoevoer





KAPR

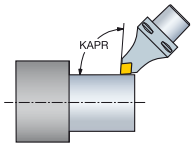

95.0°

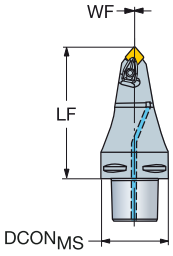

CNMM
CNMG
CNMA, CNGA

Gereedschap voor Multi-task bewerkingen

					Afmetingen, mm						
		CZC_{MS}	CNSC	Bestelnummer	$DCON_{MS}$	LF	WF	BAR	NM	KG	MIID
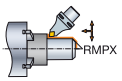	12	C5	3	C5-DCMNN-00105-12	50.0	105.0	0.0	10	3.9	1.14	CNMG 12 04 08
		C6	3	C6-DCMNN-00090-12	63.0	90.0	0.0	10	3.9	1.39	CNMG 12 04 08
		C6	3	C6-DCMNN-00115-12	63.0	115.0	0.0	10	3.9	1.84	CNMG 12 04 08
	16	C6	3	C6-DCMNN-00090-16	63.0	90.0	0.0	10	6.4	1.32	CNMG 16 06 12
		C8	3	C8-DCMNN-00150-16	80.0	150.0	0.0	10	6.4	4.00	CNMG 16 06 12

N = neutraal

		Reserve onderdelen			
	CZC_{MS}	Onderlegplaat schroef	Onderlegplaat	Spankapset	Spuitmond
12	C5	5513 020-02	5322 234-01	5412 028-021	5691 034-02
12	C6	5513 020-02	5322 234-01	5412 028-021	5691 034-03
16	C6-C8	5513 020-07	5322 234-03	5412 028-031	5691 034-03

Ga voor de complete lijst van reserveonderdelen naar www.sandvik.coromant.com

A152 F2 E1 G1 H36 H10 H5

T-Max® P snijgereedschap voor draaien

Rigid clamp-ontwerp

Coromant Capto® - inwendige koelmiddeltoevoer





KAPR

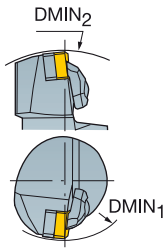

95.0°

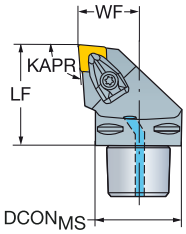

CNMM
CNMG
CNMA, CNGA

		CZC$_{MS}$	DMIN$_1$	DMIN$_2$	CNSC	Bestelnummer	Afmetingen, mm DCON$_{MS}$	LF	WF	BAR	NM	KG	MIID
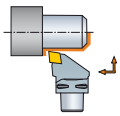	09	C4	60.0	140.0	3	**C4-DCLNR/L-27050-09**	40.0	50.0	27.0	10	1.7	0.41	CNMG 09 03 08
	12	C3	60.0	121.0	3	**C3-DCLNR/L-22045-12**	32.0	45.0	22.0	10	3.9	0.26	CNMG 12 04 08
		C4	110.0	140.0	3	**C4-DCLNR/L-27050-12**	40.0	50.0	27.0	10	3.9	0.44	CNMG 12 04 08
		C5	110.0	165.0	3	**C5-DCLNR/L-35060-12**	50.0	60.0	35.0	10	3.9	0.79	CNMG 12 04 08
		C6	110.0	190.0	3	**C6-DCLNR/L-45065-12**	63.0	65.0	45.0	10	3.9	1.33	CNMG 12 04 08
		C8	110.0	250.0	3	**C8-DCLNR/L-55080-12**	80.0	80.0	55.0	10	3.9	2.56	CNMG 12 04 08
	16	C4	125.0	145.0	3	**C4-DCLNR/L-27055-16**	40.0	55.0	27.0	10	6.4	0.48	CNMG 16 06 12
		C5	125.0	165.0	3	**C5-DCLNR/L-35060-16**	50.0	60.0	35.0	10	6.4	0.79	CNMG 16 06 12
		C6	125.0	190.0	3	**C6-DCLNR/L-45065-16**	63.0	65.0	45.0	10	6.4	1.43	CNMG 16 06 12
		C8	125.0	250.0	3	**C8-DCLNR/L-55080-16**	80.0	80.0	55.0	10	6.4	2.59	CNMG 16 06 12
	19	C5	80.0	165.0	3	**C5-DCLNR/L-35060-19**	50.0	60.0	35.0	10	6.4	0.87	CNMG 19 06 12
		C6	81.0	190.0	3	**C6-DCLNR/L-45065-19**	63.0	65.0	45.0	10	6.4	1.34	CNMG 19 06 12
		C8	100.0	250.0	3	**C8-DCLNR/L-55080-19**	80.0	80.0	55.0	10	6.4	2.61	CNMG 19 06 12

R = Rechts, L = Links

		Reserve onderdelen			
	CZC$_{MS}$	Onderlegplaat schroef	Onderlegplaat	Spankapset	Spuitmond
09	C4	5513 020-04	5322 236-04	5412 028-011	5691 045-01
12	C3	5513 020-02	5322 236-03	5412 028-021	
12	C4-C8	5513 020-02	5322 234-01	5412 028-021	5691 045-01
16	C4-C8	5513 020-07	5322 234-03	5412 028-031	5691 045-01
19	C5-C8	5513 020-07	5322 236-01	5412 028-041	5691 045-01

Ga voor de complete lijst van reserveonderdelen naar www.sandvik.coromant.com

A152 F2 E1 G1 H36 H10 H5

T-Max® P snijgereedschap voor draaien

Rigid clamp-ontwerp

Coromant Capto® - inwendige koelmiddeltoevoer





KAPR

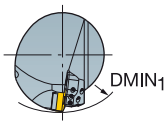

75.0°

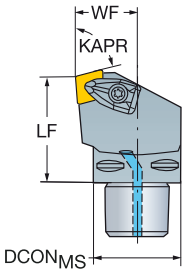

CNMM
CNMG
CNMA, CNGA

		CZC$_{MS}$	DMIN$_1$	CNSC	Bestelnummer	Afmetingen, mm DCON$_{MS}$	LPR	LF	WF	BAR	NM	KG	MIID
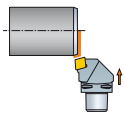	12	C4	110.0	3	**C4-DCKNR/L-27050-12**	40.0	53.1	50.0	27.0	10	3.9	0.49	CNMG 12 04 08
		C5	110.0	3	**C5-DCKNR/L-35060-12**	50.0	63.1	60.0	35.0	10	3.9	0.89	CNMG 12 04 08
		C6	110.0	3	**C6-DCKNR/L-45065-12**	63.0	68.1	65.0	45.0	10	3.9	1.48	CNMG 12 04 08
	16	C5	125.0	3	**C5-DCKNR/L-35060-16**	50.0	63.8	60.0	35.0	10	6.4	0.86	CNMG 16 06 12
		C6	125.0	3	**C6-DCKNR/L-45065-16**	63.0	68.8	65.0	45.0	10	6.4	1.50	CNMG 16 06 12
	19	C6	81.0	3	**C6-DCKNR/L-45065-19**	63.0	74.6	65.0	45.0	10	6.4	1.50	CNMG 19 06 12
		C8	100.0	3	**C8-DCKNR/L-55080-19**	80.0	89.6	80.0	55.0	10	6.4	2.82	CNMG 19 06 12

R = Rechts, L = Links

		Reserve onderdelen			
 CZC$_{MS}$		Onderlegplaat schroef	Onderlegplaat	Spankapset	Spuitmond
12	C4	5513 020-02	5322 234-01	5412 028-021	5691 034-01
12	C5-C6	5513 020-02	5322 234-01	5412 028-021	5691 034-02
16	C5-C6	5513 020-07	5322 234-03	5412 028-031	5691 034-02
19	C6	5513 020-07	5322 236-01	5412 028-041	5691 034-02
19	C8	5513 020-07	5322 236-01	5412 028-041	5691 034-03

Ga voor de complete lijst van reserveonderdelen naar www.sandvik.coromant.com


A152


F2


E1


G1



H36



H10



H5

SANDVIK Coromant

T-Max® P snijgereedschap voor draaien

Rigid clamp-ontwerp

Coromant Capto® - inwendige koelmiddeltoevoer





KAPR

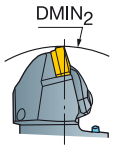

75.0°

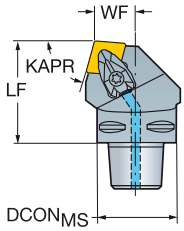

CNMM
CNMG
CNMA, CNGA

		CZC$_{MS}$	DMIN$_2$	CNSC	Bestelnummer	Afmetingen, mm DCON$_{MS}$	LF	WF	BAR	NM	KG	MIID
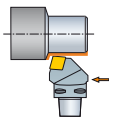	12	C4	140.0	3	**C4-DCRNR/L-22050-12**	40.0	50.0	22.0	10	3.9	0.46	CNMG 12 04 08
		C5	165.0	3	**C5-DCRNR/L-27060-12**	50.0	60.0	27.0	10	3.9	0.75	CNMG 12 04 08
		C6	190.0	3	**C6-DCRNR/L-35065-12**	63.0	65.0	35.0	10	3.9	1.40	CNMG 12 04 08
	16	C5	165.0	3	**C5-DCRNR/L-27060-16**	50.0	60.0	27.0	10	6.4	0.74	CNMG 16 06 12
		C6	190.0	3	**C6-DCRNR/L-35065-16**	63.0	65.0	35.0	10	6.4	1.34	CNMG 16 06 12
		C8	250.0	3	**C8-DCRNR/L-55080-16**	80.0	80.0	55.0	10	6.4	2.68	CNMG 16 06 12
	19	C6	190.0	3	**C6-DCRNR/L-35065-19**	63.0	65.0	35.0	10	6.4	1.33	CNMG 19 06 12
		C8	250.0	3	**C8-DCRNR/L-55080-19**	80.0	80.0	55.0	10	6.4	2.68	CNMG 19 06 12

R = Rechts, L = Links

		Reserve onderdelen			
	CZC$_{MS}$	Onderlegplaat schroef	Onderlegplaat	Spankapset	Spuitmond
12	C4	5513 020-02	5322 234-01	5412 028-021	5691 034-01
12	C5-C6	5513 020-02	5322 234-01	5412 028-021	5691 045-01
16	C5-C8	5513 020-07	5322 234-03	5412 028-031	5691 045-01
19	C6-C8	5513 020-07	5322 236-01	5412 028-041	5691 045-01

Ga voor de complete lijst van reserveonderdelen naar www.sandvik.coromant.com

A152 F2 E1 G1 H36 H10 H5

T-Max® P snijgereedschap voor draaien

Kantelpentype

Coromant Capto® - Precisie koelmiddeltoevoer

KAPR

Cx-PDMNR/L..HP
48.0°

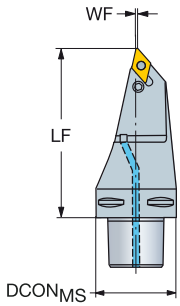

Cx-PDJNR/L..HP (M-T)
93.0°

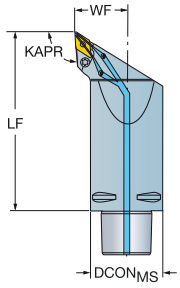





DNMM, DNMX
DNMG
DNMA, DNGA

Gereedschap voor Multi-task verspanen

		CZC$_{MS}$	RMPX	CNSC	Bestelnummer	Afmetingen, mm DCON$_{MS}$	LF	WF	BAR	NM	KG	MIID
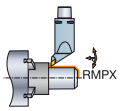	15	C6	27°	3	**C6-PDJNR/L-45165-15HP**	63.0	165.0	45.0	150	5.0	3.88	DNMG 15 06 08
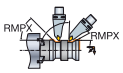	15	C6	27°	3	**C6-PDMNR/L-00130-15HP**	63.0	130.0	0.6	150	5.0	2.08	DNMG 15 06 08

R = Rechts, L = Links

Reserve onderdelen				
Kantelpen	Schroef	Onderlegplaat	Pen voor onderlegplaat	Spuitmond
174.3-847M	174.3-830	171.35-851M	174.3-861	5691 026-03

Ga voor de complete lijst van reserveonderdelen naar www.sandvik.coromant.com


A152


F2


E1


G1



H36



H10



H5

SANDVIK Coromant

T-Max® P snijgereedschap voor draaien

Kantelpentype

Coromant Capto® - Precisie koelmiddeltoevoer



KAPR

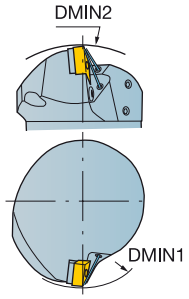

Cx-PDJNR/L..HP
93.0°

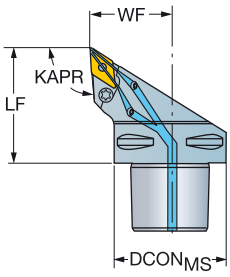

Cx-PDUNR/L..HP
93.0°

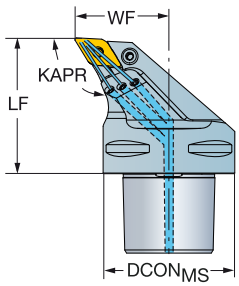

DNMM, DNMX
DNMG
DNMA, DNGA

			Afmetingen, mm										
		CZC_{MS}	$DMIN_1$	$DMIN_2$	RMPX	CNSC	**Bestelnummer**	$DCON_{MS}$	LF	WF	BAR	NM	KG	MIID
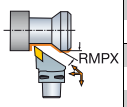	11	C4	90.0	145.0	27°	3	**C4-PDJNR/L-27050-11HP**	40.0	50.0	27.0	150	2.0	0.44	DNMG 11 04 08
		C5	110.0	165.0	27°	3	**C5-PDJNR/L-35060-11HP**	50.0	60.0	35.0	150	2.0	0.79	DNMG 11 04 08
	15	C4	65.0	145.0	27°	3	**C4-PDJNR/L-27055-15HP**	40.0	55.0	27.0	150	5.0	0.48	DNMG 15 06 08
		C5	65.0	165.0	27°	3	**C5-PDJNR/L-35060-15HP**	50.0	60.0	35.0	150	5.0	0.79	DNMG 15 06 08
		C6	95.0	195.0	27°	3	**C6-PDJNR/L-45065-15HP**	63.0	65.0	45.0	150	5.0	1.31	DNMG 15 06 08
		C8	130.0	250.0	27°	3	**C8-PDJNR/L-55080-15HP**	80.0	80.0	55.0	150	5.0	2.74	DNMG 15 06 08
		C10	180.0	280.0	27°	3	**C10-PDJNR/L-68110-15HP**	100.0	110.0	68.0	150	5.0	6.05	DNMG 15 06 08
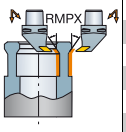	15	C6	80.0		27°	3	**C6-PDUNR/L-45065-15HP**	63.0	65.0	45.0	150	5.0	1.36	DNMG 15 06 08
		C8	100.0		27°	3	**C8-PDUNR/L-55080-15HP**	80.0	80.0	55.0	150	5.0	2.77	DNMG 15 06 08

R = Rechts, L = Links

		Reserve onderdelen				
	CZC_{MS}	Kantelpen	Schroef	Onderlegplaat	Pen voor onderlegplaat	Spuitmond
11	C4-C5	5432 001-01	174.3-820M	5322 255-01	174.3-860	5691 026-03
15	C4-C5	174.3-847M	174.3-830	171.35-850M	174.3-861	5691 026-03
15	C6-C10	174.3-847M	174.3-830	171.35-851M	174.3-861	5691 026-03

Ga voor de complete lijst van reserveonderdelen naar www.sandvik.coromant.com

A152 F2 E1 G1 H36 H10 H5

T-Max® P snijgereedschap voor draaien

Rigid clamp-ontwerp

Coromant Capto® - inwendige koelmiddeltoevoer





KAPR

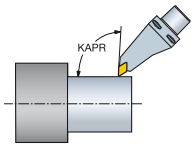

93.0°

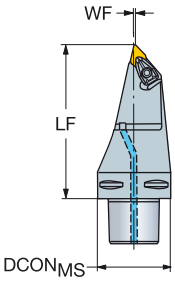

DNMM, DNMX
DNMG
DNMA, DNGA

Gereedschap voor Multi-task bewerkingen

		CZC$_{MS}$	RMPX	CNSC	Bestelnummer	Afmetingen, mm DCON$_{MS}$	LF	WF	BAR	NM	KG	MIID
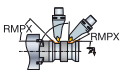	15	C5	27°	3	**C5-DDMNL-00115-15**	50.0	115.0	1.0	10	3.9	1.24	DNMG 15 06 08
		C6	27°	3	**C6-DDMNL-00130-15**	63.0	130.0	1.0	10	3.9	2.05	DNMG 15 06 08
		C8	27°	3	**C8-DDMNL-00160-15**	80.0	160.0	1.0	10	3.9	4.13	DNMG 15 06 08
		C6	27°	3	**C6-DDMNL-33120-15**	63.0	120.0	33.0	10	3.9	2.12	DNMG 15 06 08

L = links

		Reserve onderdelen			
CZC$_{MS}$		Onderlegplaat schroef	Onderlegplaat	Spankapset	Spuitmond
15	C5	5513 020-02	5322 266-02	5412 028-021	5691 034-02
15	C6-C8	5513 020-02	5322 266-02	5412 028-021	5691 034-03

Ga voor de complete lijst van reserveonderdelen naar www.sandvik.coromant.com

A152 F2 E1 G1 H36 H10 H5

SANDVIK Coromant

T-Max® P snijgereedschap voor draaien

Rigid clamp-ontwerp

Coromant Capto® - inwendige koelmiddeltoevoer



KAPR

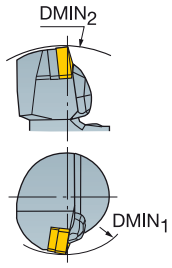

Cx-DDUNR/L
93.0°

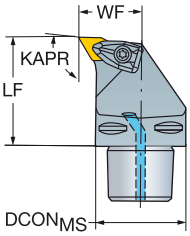

Cx-DDNNN
62.5°

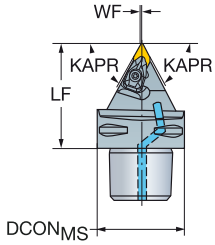

DNMM, DNMX
DNMG
DNMA, DNGA

		CZC$_{MS}$	DMIN$_1$	DMIN$_2$	RMPX	CNSC	Bestelnummer	Afmetingen, mm DCON$_{MS}$	LF	WF	BAR	NM	KG	MIID
	11	C4		140.0	57°	3	**C4-DDNNN-00050-11**	40.0	50.0	0.5	10	1.7	0.35	DNMG 11 04 08
	15	C4		145.0	57°	3	**C4-DDNNN-00055-15**	40.0	55.0	0.5	10	3.9	0.38	DNMG 15 06 08
		C5		165.0	57°	3	**C5-DDNNN-00060-15**	50.0	60.0	0.5	10	3.9	0.62	DNMG 15 06 08
		C6		190.0	57°	3	**C6-DDNNN-00065-15**	63.0	65.0	0.5	10	3.9	1.06	DNMG 15 06 08
		C8		250.0	57°	3	**C8-DDNNN-00080-15**	80.0	80.0	0.5	10	3.9	2.10	DNMG 15 06 08
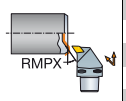	15	C4	110.0	140.0	27°	3	**C4-DDUNR/L-27050-15**	40.0	50.0	27.0	10	3.9	0.45	DNMG 15 06 08
		C5	110.0	165.0	27°	3	**C5-DDUNR/L-35060-15**	50.0	60.0	35.0	10	3.9	0.80	DNMG 15 06 08
		C6	110.0	190.0	27°	3	**C6-DDUNR/L-45065-15**	63.0	65.0	45.0	10	3.9	1.39	DNMG 15 06 08
		C8	110.0	250.0	27°	3	**C8-DDUNR/L-55080-15**	80.0	80.0	55.0	10	3.9	2.70	DNMG 15 06 08

N = Neutraal, R = Rechts, L = Links

		Reserve onderdelen			
	CZC$_{MS}$	Onderlegplaat schroef	Onderlegplaat	Spankapset	Spuitmond
11	C4	5513 020-04	5322 267-01	5412 028-011	5691 034-01
15	C4	5513 020-02	5322 266-02	5412 028-021	5691 034-01
15	C5-C6	5513 020-02	5322 266-02	5412 028-021	5691 034-02
15	C8	5513 020-02	5322 266-02	5412 028-021	5691 034-03

Ga voor de complete lijst van reserveonderdelen naar www.sandvik.coromant.com

A152 F2 E1 G1 H36 H10 H5

T-Max® P snijgereedschap voor draaien

Rigid clamp-ontwerp

Coromant Capto® - inwendige koelmiddeltoevoer



KAPR

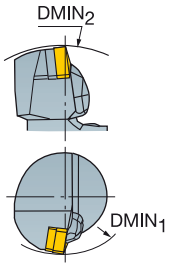

Cx-DDJNR/L
93.0°

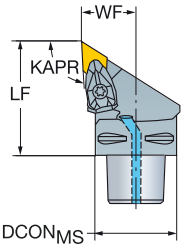

Cx-DDHNR/L
107.5°

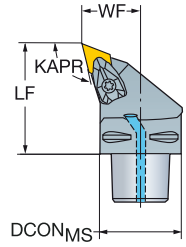

DNMM, DNMX
DNMG
DNMA, DNGA

								Afmetingen, mm						
		CZC_{MS}	$DMIN_1$	$DMIN_2$	RMPX	CNSC	**Bestelnummer**	$DCON_{MS}$	LF	WF	BAR	NM	KG	MIID
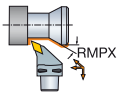	15	C4	110.0	145.0	12°	3	**C4-DDHNR/L-27055-15**	40.0	55.0	27.0	10	3.9	0.45	DNMG 15 06 08
		C5	110.0	165.0	12°	3	**C5-DDHNR/L-35060-15**	50.0	60.0	35.0	10	3.9	0.74	DNMG 15 06 08
		C6	110.0	190.0	12°	3	**C6-DDHNR/L-45065-15**	63.0	65.0	45.0	10	3.9	1.27	DNMG 15 06 08
		C8	110.0	250.0	12°	3	**C8-DDHNR/L-55080-15**	80.0	80.0	55.0	10	3.9	2.50	DNMG 15 06 08
	11	C3	60.0	121.0	27°	3	**C3-DDJNR/L-22045-11**	32.0	45.0	22.0	10	1.7	0.23	DNMG 11 04 08
		C4	60.0	140.0	27°	3	**C4-DDJNR/L-27050-11**	40.0	50.0	27.0	10	1.7	0.39	DNMG 11 04 08
		C5	65.0	165.0	27°	3	**C5-DDJNR/L-35060-11**	50.0	60.0	35.0	10	1.7	0.76	DNMG 11 04 08
	15	C4	110.0	145.0	27°	3	**C4-DDJNR/L-27055-15**	40.0	55.0	27.0	10	3.9	0.46	DNMG 15 06 08
		C5	110.0	165.0	27°	3	**C5-DDJNR/L-35060-15**	50.0	60.0	35.0	10	3.9	0.72	DNMG 15 06 08
		C6	110.0	190.0	27°	3	**C6-DDJNR/L-45065-15**	63.0	65.0	45.0	10	3.9	1.18	DNMG 15 06 08
		C8	110.0	250.0	27°	3	**C8-DDJNR/L-55080-15**	80.0	80.0	55.0	10	3.9	2.30	DNMG 15 06 08

R = Rechts, L = Links

		Reserve onderdelen			
	CZC_{MS}	Onderlegplaat schroef	Onderlegplaat	Spankapset	Spuitmond
11	C3	5513 020-04	5322 267-01	5412 028-011	
11	C4	5513 020-04	5322 267-01	5412 028-011	5691 034-01
11	C5	5513 020-04	5322 267-01	5412 028-011	5691 034-02
15	C4	5513 020-02	5322 266-02	5412 028-021	5691 034-01
15	C5	5513 020-02	5322 266-02	5412 028-021	5691 045-01
15	C6	5513 020-02	5322 266-02	5412 028-021	5691 034-02
15	C8	5513 020-02	5322 266-02	5412 028-021	5691 034-03

Ga voor de complete lijst van reserveonderdelen naar www.sandvik.coromant.com

A152 F2 E1 G1 H36 H10 H5

SANDVIK Coromant

T-Max® P snijgereedschap voor draaien

Kantelpentype

Coromant Capto® - inwendige koelmiddeltoevoer





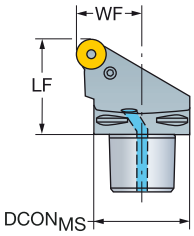

RCMX
RCMT
RCGX AL

						Afmetingen, mm						
		CZC$_{MS}$	RMPX	CNSC	**Bestelnummer**	DCON$_{MS}$	LF	WF	BAR	NM	KG	MIID
	20	C8	27°	3	**C8-PRSCR/L-55080-20**	80.0	80.0	55.0	10	8.0	2.45	RCMX 20 06 00

R = Rechts, L = Links

Reserve onderdelen				
Kantelpen	Schroef	Onderlegplaat	Pen voor onderlegplaat	Spuitmond
176.39-843	174.3-825	176.39-853	174.3-864	5691 034-03

Ga voor de complete lijst van reserveonderdelen naar www.sandvik.coromant.com


A152


F2


E1


G1



H36



H10



H5

T-Max® P snijgereedschap voor draaien

Rigid clamp-ontwerp

Coromant Capto® - inwendige koelmiddeltoevoer





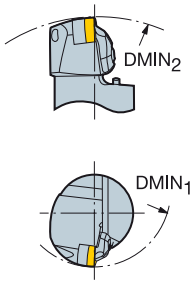

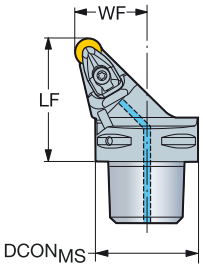

RNMG
RNGA

		CZC$_{MS}$	DMIN$_1$	DMIN$_2$	RMPX	CNSC	Bestelnummer	Afmetingen, mm DCON$_{MS}$	LF	WF	BAR	NM	KG	MIID
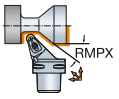	12	C4	110.0	140.0	40°	3	**C4-DRSNR/L-27050-12**	40.0	50.0	27.0	10	3.9	0.38	RNMG 12 04 00
		C5	110.0	165.0	40°	3	**C5-DRSNR/L-35060-12**	50.0	60.0	35.0	10	3.9	0.70	RNMG 12 04 00
		C6	110.0	190.0	40°	3	**C6-DRSNR/L-45065-12**	63.0	65.0	45.0	10	3.9	1.11	RNMG 12 04 00

R = Rechts, L = Links

		Reserve onderdelen			
	CZC$_{MS}$	Onderlegplaat schroef	Onderlegplaat	Spankapset	Spuitmond
12	C4	5513 020-02	5322 155-02	5412 028-021	5691 034-01
12	C5-C6	5513 020-02	5322 155-02	5412 028-021	5691 045-01

Ga voor de complete lijst van reserveonderdelen naar www.sandvik.coromant.com

A152 F2 E1 G1 H36 H10 H5

T-Max® P snijgereedschap voor draaien

Kantelpentype

Coromant Capto® - Precisie koelmiddeltoevoer



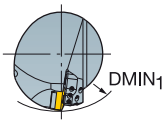

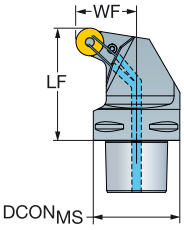



RCMX
RCMT
RCGX AL

							Afmetingen, mm						
		CZC_{MS}	$DMIN_1$	RMPX	CNSC	**Bestelnummer**	$DCON_{MS}$	LF	WF	BAR	NM	KG	MIID
	16	C10	500.0	65°	3	**C10-PRSCR/L-70130-16C**	100.0	130.0	70.0	150	5.0	6.84	RCMX 16 06 00

R = Rechts, L = Links

Reserve onderdelen				
Kantelpen	Schroef	Onderlegplaat	Pen voor onderlegplaat	Spuitmond
176.39-842	174.3-833	176.39-852	174.3-867	5691 026-03

Ga voor de complete lijst van reserveonderdelen naar www.sandvik.coromant.com


A152


F2


E1


G1



H36



H10



H5

T-Max® P snijgereedschap voor draaien

Kantelpentype

Coromant Capto® - Precisie koelmiddeltoevoer



KAPR

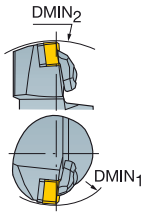

Cx-PSDNN..HP
45.0°

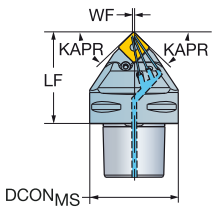

Cx-PSKNR/L..HP
75.0°

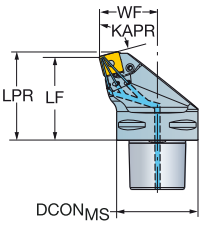

Cx-PSRNR/L..HP
75.0°

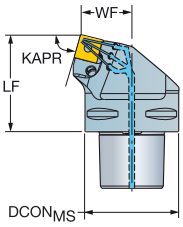



SNMM
SNMG
SNMA, SNGA

		CZC$_{MS}$	DMIN$_1$	DMIN$_2$	RMPX	CNSC	Bestelnummer	Afmetingen, mm DCON$_{MS}$	LPR	LF	WF	BAR	NM	KG	MIID
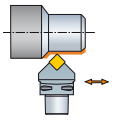	15	C6			40°	3	C6-PSDNN-00065-15HP	63.0		65.0	0.5	150	5.0	1.29	SNMG 15 06 12
	19	C6			40°	3	C6-PSDNN-00065-19HP	63.0		65.0	0.5	150	10.0	1.29	SNMG 19 06 12
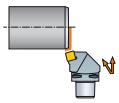	15	C6	125.0		10°	3	C6-PSKNR/L-45065-15HP	63.0	68.8	65.0	45.0	150	5.0	1.52	SNMG 15 06 12
	19	C6	125.0		10°	3	C6-PSKNR/L-45065-19HP	63.0	69.6	65.0	45.0	150	10.0	1.60	SNMG 19 06 12
	15	C6		190.0	10°	3	C6-PSRNR/L-35065-15HP	63.0		65.0	35.0	150	5.0	1.48	SNMG 15 06 12
	19	C6		190.0	10°	3	C6-PSRNR/L-35065-19HP	63.0		65.0	35.0	150	10.0	1.47	SNMG 19 06 12

RMPX

N = Neutraal, R = Rechts, L = Links

		Reserve onderdelen				
CZC$_{MS}$		Kantelpen	Schroef	Onderlegplaat	Pen voor onderlegplaat	Spuitmond
15	C6	438.3-840	438.3-831	174.3-857	174.3-864	5691 026-03
19	C6	174.3-842M	174.3-822M	174.3-852M	174.3-862	5691 026-03

Ga voor de complete lijst van reserveonderdelen naar www.sandvik.coromant.com

A152 F2 E1 G1 H36 H10 H5

SANDVIK Coromant

T-Max® P snijgereedschap voor draaien

Kantelpentype

Coromant Capto® - Precisie koelmiddeltoevoer





KAPR

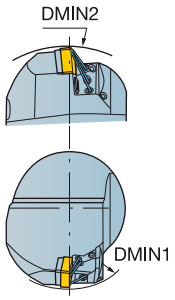

45.0°

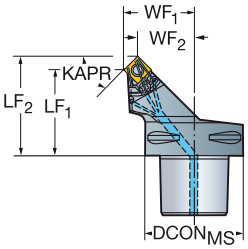

SNMM
SNMG
SNMA, SNGA

			Afmetingen, mm										
		CZC_{MS}	$DMIN_1$	$DMIN_2$	CNSC	**Bestelnummer**	$DCON_{MS}$	LPR	LF	WF	BAR	NM	KG	MIID
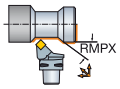	12	C4	90.0	145.0	3	**C4-PSSNR/L-27042-12HP**	40.0	50.3	42.0	27.0	150	5.0	0.41	SNMG 12 04 08
		C5	110.0	165.0	3	**C5-PSSNR/L-35052-12HP**	50.0	60.3	52.0	35.0	150	5.0	0.75	SNMG 12 04 08
		C6	110.0	200.0	3	**C6-PSSNR/L-45056-12HP**	63.0	64.3	56.0	45.0	150	5.0	1.19	SNMG 12 04 08
		C8	200.0	260.0	3	**C8-PSSNR/L-55080-12HP**	80.0	88.3	80.0	55.0	150	5.0	2.57	SNMG 12 04 08
	15	C6	110.0	200.0	3	**C6-PSSNR/L-45054-15HP**	63.0	64.2	54.0	45.0	150	5.0	1.23	SNMG 15 06 12
	19	C6	110.0	180.0	3	**C6-PSSNR/L-45052-19HP**	63.0	64.5	52.0	45.0	150	10.0	1.20	SNMG 19 06 12
		C8	200.0	260.0	3	**C8-PSSNR/L-55080-19HP**	80.0	92.5	80.0	55.0	150	10.0	2.72	SNMG 19 06 12
		C10	260.0	315.0	3	**C10-PSSNL-68092-19HP**	100.0	104.5	92.0	68.0	150	10.0	5.10	SNMG 19 06 12

R = Rechts, L = Links

		Reserve onderdelen				
	CZC_{MS}	Kantelpen	Schroef	Onderlegplaat	Pen voor onderlegplaat	Spuitmond
12	C4-C8	174.3-841M	174.3-821	174.3-851M	174.3-861	5691 026-03
15	C6	438.3-840	438.3-831	174.3-857	174.3-864	5691 026-03
19	C6-C10	174.3-842M	174.3-822M	174.3-852M	174.3-862	5691 026-03

Ga voor de complete lijst van reserveonderdelen naar www.sandvik.coromant.com

A152 F2 E1 G1 H36 H10 H5

T-Max® P snijgereedschap voor draaien

Rigid clamp-ontwerp

Coromant Capto® - inwendige koelmiddeltoevoer



KAPR

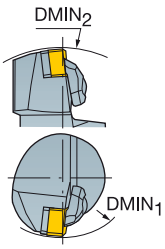

Cx-DSDNN
45.0°

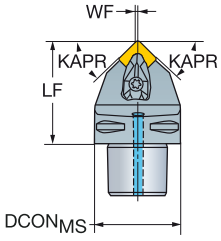

Cx-DSKNR/L
75.0°

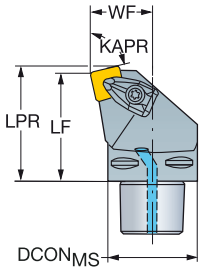

Cx-DSRNR/L
75.0°

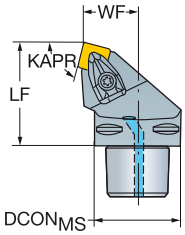

SNMM
SNMG
SNMA, SNGA

		CZC$_{MS}$	DMIN$_1$	DMIN$_2$	RMPX	CNSC	Bestelnummer	Afmetingen, mm DCON$_{MS}$	LPR	LF	WF	BAR	NM	KG	MIID
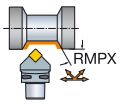	12	C3		124.0	40°	3	C3-DSDNN-00048-12	32.0		48.0	0.3	10	3.9	0.23	SNMG 12 04 08
		C4		140.0	40°	3	C4-DSDNN-00050-12	40.0		50.0	0.3	10	3.9	0.40	SNMG 12 04 08
		C5		165.0	40°	3	C5-DSDNN-00060-12	50.0		60.0	0.3	10	3.9	0.78	SNMG 12 04 08
		C6		190.0	40°	3	C6-DSDNN-00065-12	63.0		65.0	0.3	10	3.9	1.20	SNMG 12 04 08
	15	C5		165.0	40°	3	C5-DSDNN-00060-15	50.0		60.0	0.5	10	6.4	0.70	SNMG 15 06 12
		C6		190.0	40°	3	C6-DSDNN-00065-15	63.0		65.0	0.5	10	6.4	1.20	SNMG 15 06 12
	19	C5		170.0	40°	3	C5-DSDNN-00065-19	50.0		65.0	0.5	10	6.4	0.76	SNMG 19 06 12
		C6		195.0	40°	3	C6-DSDNN-00070-19	63.0		70.0	0.5	10	6.4	1.24	SNMG 19 06 12
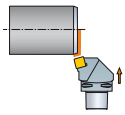	12	C4	110.0		10°	3	C4-DSKNR/L-27050-12	40.0	53.1	50.0	27.0	10	3.9	0.47	SNMG 12 04 08
		C5	110.0		10°	3	C5-DSKNR/L-35060-12	50.0	63.1	60.0	35.0	10	3.9	0.85	SNMG 12 04 08
	15	C5	125.0		10°	3	C5-DSKNR/L-35060-15	50.0	63.8	60.0	35.0	10	6.4	0.85	SNMG 15 06 12
		C6	125.0		10°	3	C6-DSKNR/L-45065-15	63.0	68.8	65.0	45.0	10	6.4	1.38	SNMG 15 06 12
	19	C6	125.0		10°	3	C6-DSKNR/L-45065-19	63.0	69.6	65.0	45.0	10	6.4	1.50	SNMG 19 06 12
		C8	125.0		10°	3	C8-DSKNR/L-55080-19	80.0	84.6	80.0	55.0	10	6.4	2.68	SNMG 19 06 12
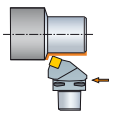	12	C3		124.0	10°	3	C3-DSRNR-19048-12	32.0		48.0	19.0	10	3.9	0.26	SNMG 12 04 08
		C4		140.0	10°	3	C4-DSRNR/L-22050-12	40.0		50.0	22.0	10	3.9	0.40	SNMG 12 04 08
		C5		165.0	10°	3	C5-DSRNR/L-27060-12	50.0		60.0	27.0	10	3.9	0.72	SNMG 12 04 08
		C6		190.0	10°	3	C6-DSRNR/L-35065-12	63.0		65.0	35.0	10	3.9	1.24	SNMG 12 04 08
	15	C5		165.0	10°	3	C5-DSRNR/L-27060-15	50.0		60.0	27.0	10	6.4	0.76	SNMG 15 06 12
		C6		190.0	10°	3	C6-DSRNR/L-35065-15	63.0		65.0	35.0	10	6.4	1.31	SNMG 15 06 12
	19	C6		190.0	10°	3	C6-DSRNR/L-35065-19	63.0		65.0	35.0	10	6.4	1.30	SNMG 19 06 12
		C8		250.0	10°	3	C8-DSRNR/L-45080-19	80.0		80.0	45.0	10	6.4	2.54	SNMG 19 06 12

N = Neutraal, R = Rechts, L = Links

		Reserve onderdelen			
	CZC$_{MS}$	Onderlegplaat schroef	Onderlegplaat	Spankapset	Spuitmond
12	C3	5513 020-02	5322 426-02	5412 028-021	
12	C4	5513 020-02	5322 425-01	5412 028-021	5691 034-01
12	C5-C6	5513 020-02	5322 425-01	5412 028-021	5691 045-01
15	C5-C6	5513 020-07	5322 425-03	5412 028-031	5691 045-01
19	C5-C8	5513 020-07	5322 425-04	5412 028-041	5691 045-01

Ga voor de complete lijst van reserveonderdelen naar www.sandvik.coromant.com

A152 F2 E1 G1 H36 H10 H5

SANDVIK Coromant

T-Max® P snijgereedschap voor draaien

Rigid clamp-ontwerp

Coromant Capto® - inwendige koelmiddeltoevoer





SNMM
SNMG
SNMA, SNGA

KAPR

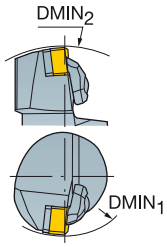

45.0°

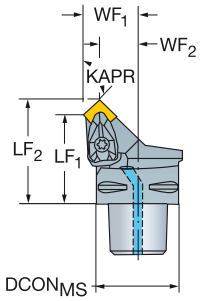

		CZC$_{MS}$	DMIN$_1$	DMIN$_2$	CNSC	Bestelnummer	Afmetingen, mm DCON$_{MS}$	LPR	LF	WF	BAR	NM	KG	MIID
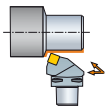	12	C4	110.0	140.0	3	C4-DSSNR/L-27042-12	40.0	50.3	42.0	27.0	10	3.9	0.36	SNMG 12 04 08
		C5	110.0	165.0	3	C5-DSSNR/L-35052-12	50.0	60.3	52.0	35.0	10	3.9	0.68	SNMG 12 04 08
		C6	110.0	190.0	3	C6-DSSNR/L-45056-12	63.0	64.3	56.0	45.0	10	3.9	1.10	SNMG 12 04 08
	15	C5	125.0	165.0	3	C5-DSSNR/L-35050-15	50.0	60.2	50.0	35.0	10	6.4	0.70	SNMG 15 06 12
		C6	125.0	190.0	3	C6-DSSNR/L-45054-15	63.0	64.2	54.0	45.0	10	6.4	1.12	SNMG 15 06 12
	19	C6	125.0	190.0	3	C6-DSSNR/L-45052-19	63.0	64.5	52.0	45.0	10	6.4	1.15	SNMG 19 06 12

R = Rechts, L = Links

		Reserve onderdelen			
	CZC$_{MS}$	Onderlegplaat schroef	Onderlegplaat	Spankapset	Spuitmond
12	C4	5513 020-02	5322 425-01	5412 028-021	5691 034-01
12	C5	5513 020-02	5322 425-01	5412 028-021	5691 034-02
12	C6	5513 020-02	5322 425-01	5412 028-021	5691 045-01
15	C5	5513 020-07	5322 425-03	5412 028-031	5691 034-02
15	C6	5513 020-07	5322 425-03	5412 028-031	5691 045-01
19	C6	5513 020-07	5322 425-04	5412 028-041	5691 034-02

Ga voor de complete lijst van reserveonderdelen naar www.sandvik.coromant.com

A152 F2 E1 G1 H36 H10 H5

T-Max® P snijgereedschap voor draaien

Rigid clamp-ontwerp

Coromant Capto® - inwendige koelmiddeltoevoer





KAPR

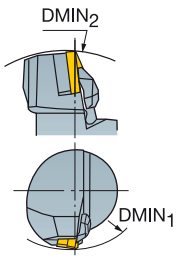

93.0°

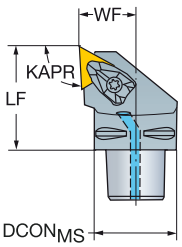

TNMM, TNMX
TNMG
TNMA, TNGA

		CZC$_{MS}$	DMIN$_1$	DMIN$_2$	CNSC	Bestelnummer	Afmetingen, mm DCON$_{MS}$	LF	WF	BAR	NM	KG	MIID
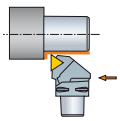	16	C4	110.0	140.0	3	**C4-DTJNR/L-27050-16**	40.0	50.0	27.0	10	1.7	0.43	TNMG 16 04 08
		C5	110.0	165.0	3	**C5-DTJNR/L-35060-16**	50.0	60.0	35.0	10	1.7	0.78	TNMG 16 04 08
		C6	110.0	190.0	3	**C6-DTJNR/L-45065-16**	63.0	65.0	45.0	10	1.7	1.34	TNMG 16 04 08
	22	C4	110.0	140.0	3	**C4-DTJNR-27050-22**	40.0	50.0	27.0	10	3.9	0.05	TNMG 22 04 08
		C5	110.0	165.0	3	**C5-DTJNR/L-35060-22**	50.0	60.0	35.0	10	3.9	0.98	TNMG 22 04 08
		C6	110.0	190.0	3	**C6-DTJNR/L-45065-22**	63.0	65.0	45.0	10	3.9	1.40	TNMG 22 04 08

R = Rechts, L = Links

		Reserve onderdelen			
	CZC$_{MS}$	Onderlegplaat schroef	Onderlegplaat	Spankapset	Spuitmond
16	C4-C6	5513 020-04	5322 315-02	5412 028-011	5691 045-01
22	C4-C6	5513 020-02	5322 315-04	5412 028-021	5691 045-01

Ga voor de complete lijst van reserveonderdelen naar www.sandvik.coromant.com

A152 F2 E1 G1 H36 H10 H5

SANDVIK Coromant

T-Max® P snijgereedschap voor draaien

Rigid clamp-ontwerp

Coromant Capto® - inwendige koelmiddeltoevoer

KAPR 95.0°






VNMG

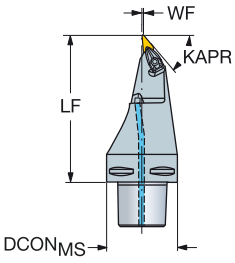

Gereedschap voor Multi-task bewerkingen

						Afmetingen, mm						
		CZC_{MS}	RMPX	CNSC	**Bestelnummer**	$DCON_{MS}$	LF	WF	BAR	NM	KG	MIID
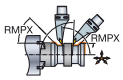	16	C8	45°	3	**C8-DVMNL-00160-16**	80.0	160.0	1.2	10	3.0	3.85	VNMG 16 04 08

L = links

Reserve onderdelen			
Onderlegplaat schroef	Onderlegplaat	Spankapset	Spuitmond
5513 020-09	5322 269-01	5412 028-061	5691 034-03

Ga voor de complete lijst van reserveonderdelen naar www.sandvik.coromant.com


A152


F2


E1


G1



H36



H10



H5

T-Max® P snijgereedschap voor draaien

Rigid clamp-ontwerp

Coromant Capto® - inwendige koelmiddeltoevoer



VNMG

KAPR

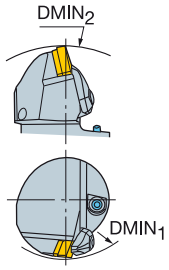

Cx-DVJNR/L
93.0°

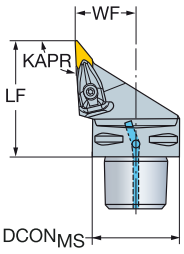

Cx-DVVNN
72.5°

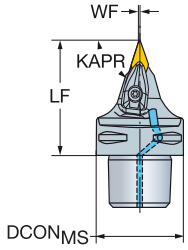

								Afmetingen, mm						
		CZC_{MS}	$DMIN_1$	$DMIN_2$	RMPX	CNSC	**Bestelnummer**	$DCON_{MS}$	LF	WF	BAR	NM	KG	MIID
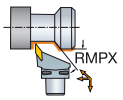	16	C4	60.0	152.0	50°	3	**C4-DVJNR/L-27062-16**	40.0	62.0	27.0	10	3.0	0.45	VNMG 16 04 08
		C5	65.0	170.0	50°	3	**C5-DVJNR/L-35065-16**	50.0	65.0	35.0	10	3.0	0.72	VNMG 16 04 08
		C6	81.0	190.0	50°	3	**C6-DVJNR/L-45065-16**	63.0	65.0	45.0	10	3.0	1.13	VNMG 16 04 08
		C8	100.0	250.0	50°	3	**C8-DVJNR/L-55080-16**	80.0	80.0	55.0	10	3.0	2.22	VNMG 16 04 08
	16	C4		152.0	70°	3	**C4-DVVNN-00062-16**	40.0	62.0	0.6	10	3.0	0.41	VNMG 16 04 08
		C5		170.0	70°	3	**C5-DVVNN-00065-16**	50.0	65.0	0.6	10	3.0	0.63	VNMG 16 04 08
		C6		190.0	70°	3	**C6-DVVNN-00065-16**	63.0	65.0	0.6	10	3.0	1.03	VNMG 16 04 08
		C8		250.0	70°	3	**C8-DVVNN-00080-16**	80.0	80.0	0.6	10	3.0	2.00	VNMG 16 04 08

N = Neutraal, R = Rechts, L = Links

	Reserve onderdelen			
Bestelnummer	Onderlegplaat schroef	Onderlegplaat	Spankapset	Spuitmond
C4-DVJNR/L-27062-16	5513 020-09	5322 269-01	5412 028-061	5691 034-01
C4-DVVNN-00062-16	5513 020-09	5322 269-01	5412 028-061	5691 034-01
C5-DVJNR/L-35065-16	5513 020-09	5322 269-01	5412 028-061	5691 034-02
C5-DVVNN-00065-16	5513 020-09	5322 269-01	5412 028-061	5691 045-01
C6-DVJNR/L-45065-16	5513 020-09	5322 269-01	5412 028-061	5691 034-02
C6-DVVNN-00065-16	5513 020-09	5322 269-01	5412 028-061	5691 045-01
C8-DVJNR/L-55080-16	5513 020-09	5322 269-01	5412 028-061	5691 034-03
C8-DVVNN-00080-16	5513 020-09	5322 269-01	5412 028-061	5691 045-01

Ga voor de complete lijst van reserveonderdelen naar www.sandvik.coromant.com

T-Max® P snijgereedschap voor draaien

Rigid clamp-ontwerp

Coromant Capto® - inwendige koelmiddeltoevoer





KAPR

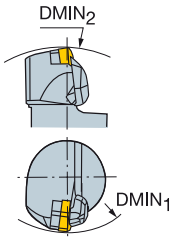

95.0°

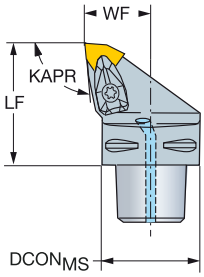

WNMM,
WNMG
WNGA, WNMA

		CZC$_{MS}$	DMIN$_1$	DMIN$_2$	CNSC	Bestelnummer	Afmetingen, mm DCON$_{MS}$	LF	WF	BAR	NM	KG	MIID
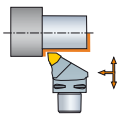	06	C3	60.0	116.0	3	C3-DWLNR/L-22040-06	32.0	40.0	22.0	10	1.7	0.21	WNMG 06 04 08
		C4	60.0	140.0	3	C4-DWLNR/L-27050-06	40.0	50.0	27.0	10	1.7	0.43	WNMG 06 04 08
		C5	65.0	165.0	3	C5-DWLNR/L-35060-06	50.0	60.0	35.0	10	1.7	0.74	WNMG 06 04 08
		C6	81.0	190.0	3	C6-DWLNR/L-45065-06	63.0	65.0	45.0	10	1.7	1.33	WNMG 06 04 08
	08	C4	110.0	140.0	3	C4-DWLNR/L-27050-08	40.0	50.0	27.0	10	3.9	0.43	WNMG 08 04 08
		C5	110.0	165.0	3	C5-DWLNR/L-35060-08	50.0	60.0	35.0	10	3.9	0.74	WNMG 08 04 08
		C6	110.0	190.0	3	C6-DWLNR/L-45065-08	63.0	65.0	45.0	10	3.9	1.34	WNMG 08 04 08
		C8	110.0	250.0	3	C8-DWLNR/L-55080-08	80.0	80.0	55.0	10	3.9	2.58	WNMG 08 04 08

R = Rechts, L = Links

		Reserve onderdelen			
	CZC$_{MS}$	Onderlegplaat schroef	Onderlegplaat	Spankapset	Spuitmond
06	C3	5513 020-04	5322 328-01	5412 028-011	
06	C4	5513 020-04	5322 328-01	5412 028-011	5691 034-01
06	C5-C6	5513 020-04	5322 328-01	5412 028-011	5691 045-01
08	C4	5513 020-02	5322 331-12	5412 028-021	5691 034-01
08	C5-C8	5513 020-02	5322 331-12	5412 028-021	5691 045-01

Ga voor de complete lijst van reserveonderdelen naar www.sandvik.coromant.com

T-Max® P snijgereedschap voor draaien

Kantelpentype

Coromant Capto® - Precisie koelmiddeltoevoer





KAPR 75.0°

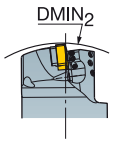

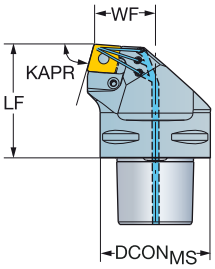

CNMM
CNMG
CNMA, CNGA

		CZC$_{MS}$	DMIN$_2$	CNSC	Bestelnummer	Afmetingen, mm DCON$_{MS}$	LF	WF	BAR	NM	KG	MIID
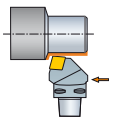	16	C6	190.0	3	**C6-PCRNR/L-35065-16HP**	63.0	65.0	35.0	150	5.0	1.50	CNMG 16 06 12
	19	C6	190.0	3	**C6-PCRNR/L-35065-19HP**	63.0	65.0	35.0	150	10.0	1.48	CNMG 19 06 12

R = Rechts, L = Links

		Reserve onderdelen				
CZC$_{MS}$		Kantelpen	Schroef	Onderlegplaat	Pen voor onderlegplaat	Spuitmond
16	C6	438.3-840	438.3-831	171.31-852	174.3-864	5691 026-03
19	C6	174.3-842M	174.3-822M	171.31-851M	174.3-862	5691 026-03

Ga voor de complete lijst van reserveonderdelen naar www.sandvik.coromant.com

A152 F2 E1 G1 H36 H10 H5

SANDVIK Coromant

T-Max® P schachtgereedschap voor draaien

Kantelpentype

Precisie koelmiddeltoevoer





KAPR 95.0°

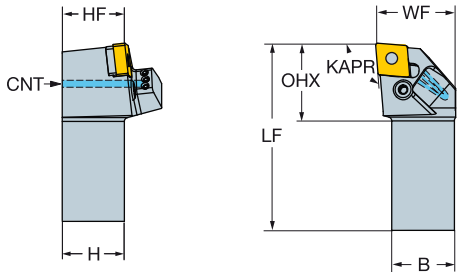

CNMM
CNMG
CNMA, CNGA

		CZC$_{MS}$	OHX	CNSC	Bestelnummer	Afmetingen, mm B	H	LF	WF	HF	CNT	BAR	NM	KG	MIID
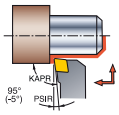	12	32 x 25	30.1	1	**PCLNR/L 3225P 12HP**	25.0	32.0	170.0	32.0	32.0	G 1/8-28	275	5.0	1.09	CNMG 12 04 08
		32 x 32	31.3	1	**PCLNR/L 3232P 12HP**	32.0	32.0	170.0	40.0	32.0	G 1/8-28	275	5.0	1.37	CNMG 12 04 08
	16	25 x 25	32.6	1	**PCLNR/L 2525M 16HP**	25.0	25.0	150.0	32.0	25.0	G 1/8-28	275	5.0	0.78	CNMG 16 06 12
		32 x 32	33.9	1	**PCLNR/L 3232P 16HP**	32.0	32.0	170.0	40.0	32.0	G 1/8-28	275	5.0	1.38	CNMG 16 06 12

R = Rechts, L = Links

		Reserve onderdelen				
	CZC$_{MS}$	Kantelpen	Schroef	Onderlegplaat	Pen voor onderlegplaat	Spuitmond
12	32 x 25-32 x 32	174.3-841M	174.3-821	171.31-850M	174.3-861	5691 026-13
16	25 x 25-32 x 32	438.3-840	438.3-831	171.31-852	174.3-864	5691 026-13

Ga voor de complete lijst van reserveonderdelen naar www.sandvik.coromant.com

 A152
 F2
 E1
 G1
 H36
 H10
 H5

T-Max® P schachtgereedschap voor draaien

Rigid clamp-ontwerp



KAPR

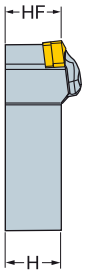

DCBNR/L
75.0°

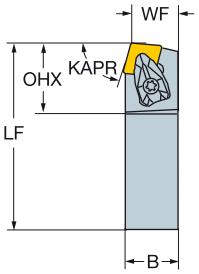

DCKNR/L
75.0°

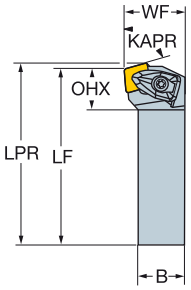

DCLNR/L
95.0°

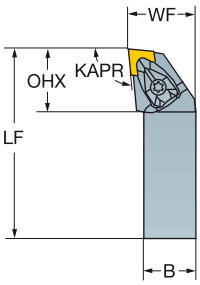

CNMM
CNMG
CNMA, CNGA

		CZC$_{MS}$	OHX	Bestelnummer	Afmetingen, mm B	H	LPR	LF	WF	HF	NM	KG	MIID
	12	20 x 20	34.2	**DCBNR/L 2020K 12**	20.0	20.0		125.0	17.0	20.0	3.9	0.43	CNMG 12 04 08
		25 x 25	34.6	**DCBNR/L 2525M 12**	25.0	25.0		150.0	22.0	25.0	3.9	0.76	CNMG 12 04 08
		32 x 25	34.6	**DCBNR/L 3225P 12**	25.0	32.0		170.0	22.0	32.0	3.9	1.09	CNMG 12 04 08
		32 x 32	34.2	**DCBNR/L 3232P 12**	32.0	32.0		170.0	27.0	32.0	3.9	1.35	CNMG 12 04 08
	16	25 x 25	41.5	**DCBNR/L 2525M 16**	25.0	25.0		150.0	22.0	25.0	6.4	0.79	CNMG 16 06 12
		32 x 25	32.0	**DCBNR/L 3225P 16**	25.0	32.0		170.0	22.0	32.0	6.4	1.11	CNMG 16 06 12
		32 x 32	41.6	**DCBNR/L 3232P 16**	32.0	32.0		170.0	27.0	32.0	6.4	1.39	CNMG 16 06 12
	19	32 x 32	46.1	**DCBNR/L 3232P 19**	32.0	32.0		170.0	27.0	32.0	6.4	1.39	CNMG 19 06 12
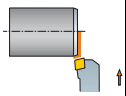	12	20 x 20	21.2	**DCKNR/L 2020K 12**	20.0	20.0	128.1	125.0	25.0	20.0	3.9	0.46	CNMG 12 04 08
		25 x 25	21.2	**DCKNR/L 2525M 12**	25.0	25.0	153.1	150.0	32.0	25.0	3.9	0.80	CNMG 12 04 08
		32 x 25	21.3	**DCKNR/L 3225P 12**	25.0	32.0	173.1	170.0	32.0	32.0	3.9	1.10	CNMG 12 04 08
	16	32 x 32	27.1	**DCKNR/L 3232P 16**	32.0	32.0	173.8	170.0	40.0	32.0	6.4	1.44	CNMG 16 06 12
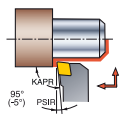	09	16 x 16	24.8	**DCLNR/L 1616H 09**	16.0	16.0		100.0	20.0	16.0	1.7	0.22	CNMG 09 03 08
		20 x 20	24.8	**DCLNR/L 2020K 09**	20.0	20.0		125.0	25.0	20.0	1.7	0.43	CNMG 09 03 08
		25 x 25	24.8	**DCLNR/L 2525M 09**	25.0	25.0		150.0	32.0	25.0	1.7	0.75	CNMG 09 03 08
	12	16 x 16	32.2	**DCLNR/L 1616H 12**	16.0	16.0		100.0	20.0	16.0	3.9	0.26	CNMG 12 04 08
		20 x 20	32.0	**DCLNR/L 2020K 12**	20.0	20.0		125.0	25.0	20.0	3.9	0.44	CNMG 12 04 08
		25 x 25	32.0	**DCLNR/L 2525M 12**	25.0	25.0		150.0	32.0	25.0	3.9	0.77	CNMG 12 04 08
		32 x 25	32.0	**DCLNR/L 3225P 12**	25.0	32.0		170.0	32.0	32.0	3.9	1.11	CNMG 12 04 08
		32 x 32	32.2	**DCLNR/L 3232P 12**	32.0	32.0		170.0	40.0	32.0	3.9	1.38	CNMG 12 04 08
	16	25 x 25	39.0	**DCLNR/L 2525M 16**	25.0	25.0		150.0	32.0	25.0	6.4	0.81	CNMG 16 06 12
		32 x 25	39.0	**DCLNR/L 3225P 16**	25.0	32.0		170.0	32.0	32.0	6.4	1.13	CNMG 16 06 12
		32 x 32	39.0	**DCLNR/L 3232P 16**	32.0	32.0		170.0	40.0	32.0	6.4	1.41	CNMG 16 06 12
	19	25 x 25	43.7	**DCLNR/L 2525M 19**	25.0	25.0		150.0	32.0	25.0	6.4	0.82	CNMG 19 06 12
		32 x 32	43.2	**DCLNR/L 3232P 19**	32.0	32.0		170.0	40.0	32.0	6.4	1.41	CNMG 19 06 12

R = Rechts, L = Links

		Reserve onderdelen		
CZC$_{MS}$		Onderlegplaat schroef	Onderlegplaat	Spankapset
09	16 x 16-25 x 25	5513 020-04	5322 236-04	5412 028-011
12	16 x 16	5513 020-02	5322 236-03	5412 028-021
12	20 x 20-32 x 32	5513 020-02	5322 234-01	5412 028-021
16	25 x 25-32 x 32	5513 020-07	5322 234-04	5412 028-031
19	25 x 25-32 x 32	5513 020-07	5322 236-01	5412 028-041

Ga voor de complete lijst van reserveonderdelen naar www.sandvik.coromant.com

A152 F2 E1 H36 H10

T-Max® P schachtgereedschap voor draaien

Kantelpentype

Precisie koelmiddeltoevoer





KAPR

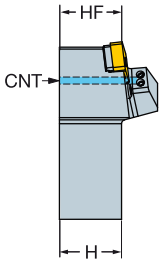

93.0°

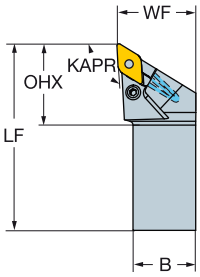

DNMM, DNMX
DNMG
DNMA, DNGA

		CZC$_{MS}$	RMPX	OHX	CNSC	Bestelnummer	Afmetingen, mm B	H	LF	WF	HF	CNT	BAR	NM	KG	MIID
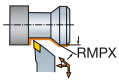	11	16 x 16	27°	36.9	1	**PDJNR/L 1616H 11HP**	16.0	16.0	100.0	20.0	16.0	G 1/8-28	275	2.0	0.24	DNMG 11 04 08
		20 x 20	27°	36.4	1	**PDJNR/L 2020K 11HP**	20.0	20.0	125.0	25.0	20.0	G 1/8-28	275	2.0	0.42	DNMG 11 04 08
		25 x 25	27°	32.8	1	**PDJNR/L 2525M 11HP**	25.0	25.0	150.0	32.0	25.0	G 1/8-28	275	2.0	0.75	DNMG 11 04 08
	15	32 x 25	27°	38.4	1	**PDJNR/L 3225P 15HP**	25.0	32.0	170.0	32.0	32.0	G 1/8-28	275	5.0	1.07	DNMG 15 06 08
		32 x 32	27°	41.6	1	**PDJNR/L 3232P 15HP**	32.0	32.0	170.0	40.0	32.0	G 1/8-28	275	5.0	1.33	DNMG 15 06 08

RMPX

R = Rechts, L = Links

		Reserve onderdelen				
	CZC$_{MS}$	Kantelpen	Schroef	Onderlegplaat	Pen voor onderlegplaat	Spuitmond
11	16 x 16-25 x 25	5432 001-01	174.3-820M	5322 255-01	174.3-860	5691 026-13
15	32 x 25-32 x 32	174.3-847M	174.3-830	171.35-851M	174.3-861	5691 026-13

Ga voor de complete lijst van reserveonderdelen naar www.sandvik.coromant.com


A152


F2


E1


G1



H36



H10



H5

T-Max® P schachtgereedschap voor draaien

Rigid clamp-ontwerp



KAPR

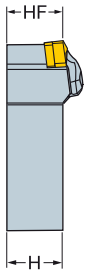

DDHNR/L
107.5°

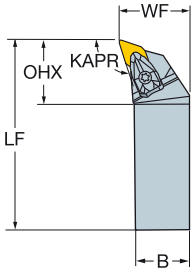

DDJNR/L
93.0°

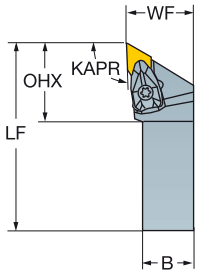

DDNNN
62.5°

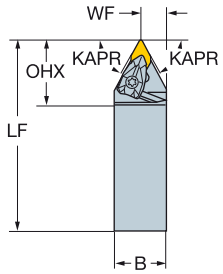

DNMM, DNMX
DNMG
DNMA, DNGA

						Afmetingen, mm							
		CZC_{MS}	RMPX	OHX	Bestelnummer	B	H	LF	WF	HF	NM	KG	MIID
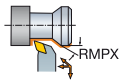	15	20 x 20	12°	36.1	DDHNR/L 2020K 15	20.0	20.0	125.0	25.0	20.0	3.9	0.42	DNMG 15 06 08
		25 x 25	12°	36.1	DDHNR/L 2525M 15	25.0	25.0	150.0	32.0	25.0	3.9	0.76	DNMG 15 06 08
		32 x 25	12°	36.1	DDHNR/L 3225P 15	25.0	32.0	170.0	32.0	32.0	3.9	1.09	DNMG 15 06 08
		32 x 32	12°	36.1	DDHNR/L 3232P 15	32.0	32.0	170.0	40.0	32.0	3.9	1.34	DNMG 15 06 08
	11	16 x 16	27°	30.1	DDJNR/L 1616H 11	16.0	16.0	100.0	20.0	16.0	1.7	0.22	DNMG 11 04 08
		20 x 20	27°	30.2	DDJNR/L 2020K 11	20.0	20.0	125.0	25.0	20.0	1.7	0.40	DNMG 11 04 08
		25 x 25	27°	30.2	DDJNR/L 2525M 11	25.0	25.0	150.0	32.0	25.0	1.7	0.73	DNMG 11 04 08
	15	20 x 20	27°	39.4	DDJNR/L 2020K 15	20.0	20.0	125.0	25.0	20.0	3.9	0.43	DNMG 15 06 08
		25 x 25	27°	39.4	DDJNR/L 2525M 15	25.0	25.0	150.0	32.0	25.0	3.9	0.75	DNMG 15 06 08
		32 x 25	27°	39.4	DDJNR/L 3225P 15	25.0	32.0	170.0	32.0	32.0	3.9	1.06	DNMG 15 06 08
		32 x 32	27°	39.4	DDJNR/L 3232P 15	32.0	32.0	170.0	40.0	32.0	3.9	1.33	DNMG 15 06 08
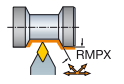	11	20 x 20	57°	31.2	DDNNN 2020K 11	20.0	20.0	125.0	10.5	20.0	1.7	0.39	DNMG 11 04 08
		25 x 25	57°	31.2	DDNNN 2525M 11	25.0	25.0	150.0	13.0	25.0	1.7	0.72	DNMG 11 04 08
	15	25 x 25	57°	40.8	DDNNN 2525M 15	25.0	25.0	150.0	13.0	25.0	3.9	0.72	DNMG 15 06 08
		32 x 25	57°	40.8	DDNNN 3225P 15	25.0	32.0	170.0	13.0	32.0	3.9	1.03	DNMG 15 06 08
		32 x 32	57°	40.8	DDNNN 3232P 15	32.0	32.0	170.0	16.5	32.0	3.9	1.28	DNMG 15 06 08

N = Neutraal, R = Rechts, L = Links

Reserve onderdelen		
Onderlegplaat schroef	Onderlegplaat	Spankapset
5513 020-04	5322 267-01	5412 028-011
5513 020-02	5322 266-02	5412 028-021

Ga voor de complete lijst van reserveonderdelen naar www.sandvik.coromant.com

A152 F2 E1 H36 H10

SANDVIK Coromant

T-Max® P schachtgereedschap voor draaien

Kantelpentype

Rond (pos)





RCMX
RCMT
RCGX AL

PRGCR/L



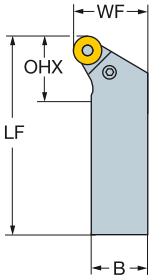

PRDCN

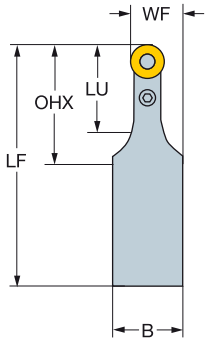

		CZC$_{MS}$	LU	RMPX	OHX	Bestelnummer	Afmetingen, mm B	H	LF	WF	HF	NM	KG	MIID
	10	20 x 20	25.0	90°	30.0	**PRDCN 2020K 10**	20.0	20.0	125.0	15.0	20.0	2.0	0.37	RCMX 10 03 00
	12	25 x 25	28.0	90°	33.0	**PRDCN 2525M 12**	25.0	25.0	150.0	18.5	25.0	4.0	0.67	RCMX 12 04 00
		32 x 25	28.0	90°	33.0	**PRDCN 3225P 12**	25.0	32.0	170.0	18.5	32.0	4.0	0.98	RCMX 12 04 00
	16	32 x 25	35.0	90°	40.0	**PRDCN 3225P 16**	25.0	32.0	170.0	20.5	32.0	4.0	0.98	RCMX 16 06 00
	20	32 x 32	40.0	90°	45.0	**PRDCN 3232P 20**	32.0	32.0	170.0	26.0	32.0	8.0	1.23	RCMX 20 06 00
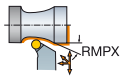	10	20 x 20		27°	20.8	**PRGCR/L 2020K 10**	20.0	20.0	125.0	25.0	20.0	2.0	0.40	RCMX 10 03 00
		25 x 25		27°	27.2	**PRGCR/L 2525M 10**	25.0	25.0	150.0	32.0	25.0	2.0	0.76	RCMX 10 03 00
	12	20 x 20		27°	20.8	**PRGCR/L 2020K 12**	20.0	20.0	125.0	25.0	20.0	4.0	0.41	RCMX 12 04 00
		25 x 25		27°	27.2	**PRGCR/L 2525M 12**	25.0	25.0	150.0	32.0	25.0	4.0	0.76	RCMX 12 04 00
		32 x 25		27°	32.0	**PRGCR/L 3225P 12**	25.0	32.0	170.0	32.0	32.0	4.0	1.07	RCMX 12 04 00
	16	25 x 25		27°	27.2	**PRGCR/L 2525M 16**	25.0	25.0	150.0	32.0	25.0	4.0	0.76	RCMX 16 06 00
		32 x 25		27°	33.2	**PRGCR/L 3225P 16**	25.0	32.0	170.0	32.0	32.0	4.0	1.08	RCMX 16 06 00
	20	32 x 32		27°	38.0	**PRGCR/L 3232P 20**	32.0	32.0	170.0	40.0	32.0	8.0	1.35	RCMX 20 06 00

N = Neutraal, R = Rechts, L = Links

		Reserve onderdelen			
	CZC$_{MS}$	Kantelpen	Schroef	Onderlegplaat	Pen voor onderlegplaat
10	20 x 20-25 x 25	176.39-840	174.3-834	176.39-850	174.3-860
12	20 x 20-32 x 25	5432 005-01	174.3-820M	176.39-851	174.3-863
16	25 x 25-32 x 25	176.39-842	174.3-833	176.39-852	174.3-867
20	32 x 32	176.39-843	174.3-825	176.39-853	174.3-864

Ga voor de complete lijst van reserveonderdelen naar www.sandvik.coromant.com

A48 F2 E1 H36 H10

T-Max® P schachtgereedschap voor draaien

Rigid clamp-ontwerp



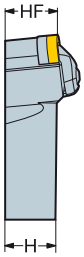

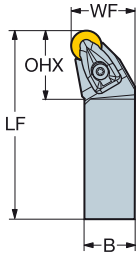

RNMG
RNGA

						Afmetingen, mm							
		CZC_{MS}	RMPX	OHX	Bestelnummer	B	H	LF	WF	HF	NM	KG	MIID
	12	25 x 25	40°	31.6	**DRSNR/L 2525M 12**	25.0	25.0	150.0	32.0	25.0	3.9	0.74	RNMG 12 04 00
	15	32 x 25	40°	38.5	**DRSNR/L 3225P 15**	25.0	32.0	170.0	32.0	32.0	6.4	1.04	RNMG 15 06 00
	19	32 x 32	40°	42.6	**DRSNR/L 3232P 19**	32.0	32.0	170.0	40.0	32.0	6.4	1.34	RNMG 19 06 00

R = Rechts, L = Links

		Reserve onderdelen		
	CZC_{MS}	Onderlegplaat schroef	Onderlegplaat	Spankapset
12	25 x 25	5513 020-02	5322 155-02	5412 028-021
15	32 x 25	5513 020-07	5322 155-04	5412 028-031
19	32 x 32	5513 020-07	5322 155-06	5412 028-041

Ga voor de complete lijst van reserveonderdelen naar www.sandvik.coromant.com


A152


F2


E1



H36



H10

SANDVIK Coromant

T-Max® P schachtgereedschap voor draaien

Rigid clamp-ontwerp





KAPR

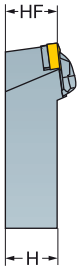

DSBNR/L
75.0°

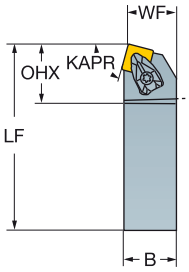

DSDNN
45.0°

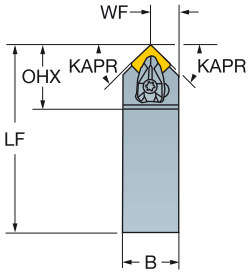

SNMM
SNMG
SNMA, SNGA

		CZC$_{MS}$	RMPX	OHX	Bestelnummer	Afmetingen, mm B	H	LF	WF	HF	NM	KG	MIID
	09	25 x 25	10°	26.7	**DSBNR 2525M 09**	25.0	25.0	150.0	22.0	25.0	1.7	0.74	SNMG 09 03 08
	12	20 x 20	10°	34.2	**DSBNR/L 2020K 12**	20.0	20.0	125.0	17.0	20.0	3.9	0.43	SNMG 12 04 08
		25 x 25	10°	34.3	**DSBNR/L 2525M 12**	25.0	25.0	150.0	22.0	25.0	3.9	0.75	SNMG 12 04 08
		32 x 25	10°	34.3	**DSBNR/L 3225P 12**	25.0	32.0	170.0	22.0	32.0	3.9	1.12	SNMG 12 04 08
	15	25 x 25	10°	41.6	**DSBNR/L 2525M 15**	25.0	25.0	150.0	22.0	25.0	6.4	0.79	SNMG 15 06 12
		32 x 32	10°	41.5	**DSBNR/L 3232P 15**	32.0	32.0	170.0	27.0	32.0	6.4	1.38	SNMG 15 06 12
	19	32 x 32	10°	46.4	**DSBNR/L 3232P 19**	32.0	32.0	170.0	27.0	32.0	6.4	1.38	SNMG 19 06 12
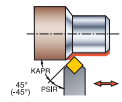	09	16 x 16	40°	28.1	**DSDNN 1616H 09**	16.0	16.0	100.0	8.3	16.0	1.7	0.21	SNMG 09 03 08
	12	20 x 20	40°	36.5	**DSDNN 2020K 12**	20.0	20.0	125.0	10.3	20.0	3.9	0.43	SNMG 12 04 08
		25 x 25	40°	36.5	**DSDNN 2525M 12**	25.0	25.0	150.0	12.8	25.0	3.9	0.75	SNMG 12 04 08
		32 x 25	40°	36.5	**DSDNN 3225P 12**	25.0	32.0	170.0	12.8	32.0	3.9	1.04	SNMG 12 04 08
		32 x 32	40°	36.8	**DSDNN 3232P 12**	32.0	32.0	170.0	16.3	32.0	3.9	1.32	SNMG 12 04 08
	15	25 x 25	40°	44.8	**DSDNN 2525M 15**	25.0	25.0	150.0	12.8	25.0	6.4	0.75	SNMG 15 06 12
	19	32 x 32	40°	49.5	**DSDNN 3232P 19**	32.0	32.0	170.0	16.5	32.0	6.4	1.36	SNMG 19 06 12

N = Neutraal, R = Rechts, L = Links

		Reserve onderdelen		
	CZC$_{MS}$	Onderlegplaat schroef	Onderlegplaat	Spankapset
09	16 x 16-25 x 25	5513 020-04	5322 426-01	5412 028-011
12	20 x 20-32 x 32	5513 020-02	5322 425-01	5412 028-021
15	25 x 25-32 x 32	5513 020-07	5322 425-03	5412 028-031
19	32 x 32	5513 020-07	5322 425-04	5412 028-041

Ga voor de complete lijst van reserveonderdelen naar www.sandvik.coromant.com

 A152

 F2

 E1

 H36

 H10

T-Max® P schachtgereedschap voor draaien

Rigid clamp-ontwerp





SNMM
SNMG
SNMA, SNGA

KAPR

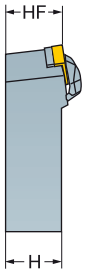

DSSNR/L
45.0°

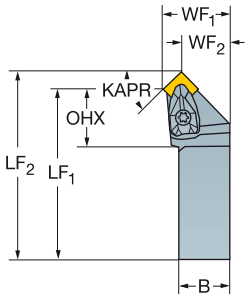

DSKNR/L
75.0°

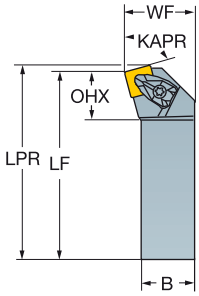

		CZC$_{MS}$	RMPX	OHX	Bestelnummer	Afmetingen, mm B	H	LPR	LF	WF	HF	NM	KG	MIID
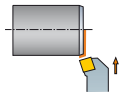	12	25 x 25	10°	23.6	**DSKNR/L 2525M 12**	25.0	25.0	153.1	150.0	32.0	25.0	3.9	0.79	SNMG 12 04 08
		32 x 25	10°	23.7	**DSKNR/L 3225P 12**	25.0	32.0	173.1	170.0	32.0	32.0	3.9	1.13	SNMG 12 04 08
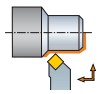	12	20 x 20	0°	27.5	**DSSNR/L 2020K 12**	20.0	20.0	133.3	125.0	25.0	20.0	3.9	0.33	SNMG 12 04 08
		25 x 25	0°	27.5	**DSSNR/L 2525M 12**	25.0	25.0	158.3	150.0	32.0	25.0	3.9	0.80	SNMG 12 04 08
		32 x 25	0°	27.4	**DSSNR/L 3225P 12**	25.0	32.0	178.3	170.0	32.0	32.0	3.9	1.13	SNMG 12 04 08
		32 x 32	0°	27.4	**DSSNR/L 3232P 12**	32.0	32.0	178.3	170.0	40.0	32.0	3.9	1.40	SNMG 12 04 08
	15	25 x 25	0°	32.0	**DSSNR/L 2525M 15**	25.0	25.0	160.2	150.0	32.0	25.0	6.4	0.90	SNMG 15 06 12
		32 x 25	0°	33.1	**DSSNR/L 3225P 15**	25.0	32.0	180.2	170.0	32.0	32.0	6.4	1.16	SNMG 15 06 12
		32 x 32	0°	33.1	**DSSNR/L 3232P 15**	32.0	32.0	180.2	170.0	40.0	32.0	6.4	1.44	SNMG 15 06 12
	19	32 x 32	0°	37.0	**DSSNR/L 3232P 19**	32.0	32.0	182.5	170.0	40.0	32.0	6.4	1.47	SNMG 19 06 12

R = Rechts, L = Links

		Reserve onderdelen		
	CZC$_{MS}$	Onderlegplaat schroef	Onderlegplaat	Spankapset
12	20 x 20-32 x 32	5513 020-02	5322 425-01	5412 028-021
15	25 x 25-32 x 32	5513 020-07	5322 425-03	5412 028-031
19	32 x 32	5513 020-07	5322 425-04	5412 028-041

Ga voor de complete lijst van reserveonderdelen naar www.sandvik.coromant.com

A152 F2 E1 H36 H10

T-Max® P schachtgereedschap voor draaien

Kantelpentype

Precisie koelmiddeltoevoer





KAPR 91.0°

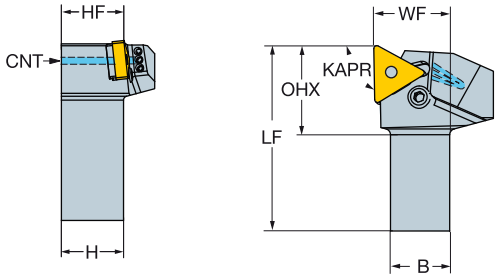

TNMM, TNMX
TNMG
TNMA, TNGA

						Afmetingen, mm									
		CZC_{MS}	OHX	CNSC	**Bestelnummer**	B	H	LF	WF	HF	CNT	BAR	NM	KG	MIID
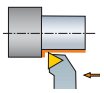	16	16 x 16	23.9	1	**PTGNR/L 1616H 16HP**	16.0	16.0	100.0	20.0	16.0	G 1/8-28	275	2.0	0.27	TNMG 16 04 08
		20 x 20	23.9	1	**PTGNR/L 2020K 16HP**	20.0	20.0	125.0	25.0	20.0	G 1/8-28	275	2.0	0.47	TNMG 16 04 08
		25 x 25	23.9	1	**PTGNR/L 2525M 16HP**	25.0	25.0	150.0	32.0	25.0	G 1/8-28	275	2.0	0.79	TNMG 16 04 08

R = Rechts, L = Links

Reserve onderdelen				
Kantelpen	Schroef	Onderlegplaat	Pen voor onderlegplaat	Spuitmond
174.3-840M	174.3-820M	179.3-850M	174.3-860	5691 026-13

Ga voor de complete lijst van reserveonderdelen naar www.sandvik.coromant.com

A152 F2 E1 G1 H36 H10 H5

T-Max® P schachtgereedschap voor draaien

Rigid clamp-ontwerp





KAPR

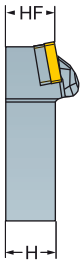

93.0°

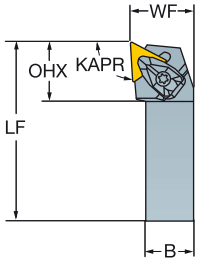

TNMM, TNMX
TNMG
TNMA, TNGA

		CZC$_{MS}$	OHX	Bestelnummer	Afmetingen, mm B	H	LF	WF	HF	NM	KG	MIID
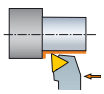	16	16 x 16	24.9	**DTJNR/L 1616H 16**	16.0	16.0	100.0	20.0	16.0	1.7	0.23	TNMG 16 04 08
		20 x 20	24.9	**DTJNR/L 2020K 16**	20.0	20.0	125.0	25.0	20.0	1.7	0.43	TNMG 16 04 08
		25 x 25	24.9	**DTJNR/L 2525M 16**	25.0	25.0	150.0	32.0	25.0	1.7	0.76	TNMG 16 04 08
		32 x 25	25.3	**DTJNR/L 3225P 16**	25.0	32.0	170.0	32.0	32.0	1.7	1.10	TNMG 16 04 08
	22	25 x 25	32.6	**DTJNR/L 2525M 22**	25.0	25.0	150.0	32.0	25.0	3.9	0.90	TNMG 22 04 08
		32 x 32	32.6	**DTJNR/L 3232P 22**	32.0	32.0	170.0	40.0	32.0	3.9	1.42	TNMG 22 04 08

R = Rechts, L = Links

		Reserve onderdelen		
	CZC$_{MS}$	Onderlegplaat schroef	Onderlegplaat	Spankapset
16	16 x 16	5513 020-04	5322 316-01	5412 028-011
16	20 x 20-32 x 25	5513 020-04	5322 315-02	5412 028-011
22	25 x 25-32 x 32	5513 020-02	5322 315-04	5412 028-021

Ga voor de complete lijst van reserveonderdelen naar www.sandvik.coromant.com


A152


F2


E1



H36



H10

SANDVIK Coromant

T-Max® P schachtgereedschap voor draaien

Kantelpentype

Precisie koelmiddeltoevoer





VNMG

KAPR

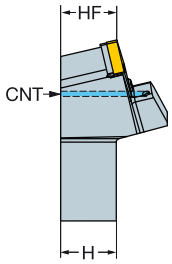

93.0°

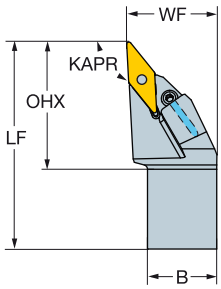

						Afmetingen, mm									
		CZC_{MS}	RMPX	OHX	CNSC	Bestelnummer	B	H	LF	WF	HF	CNT	BAR	NM	KG	MIID
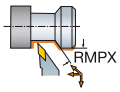	16	16 x 16	41°	41.6	1	**PVJNR/L 1616H 16HP**	16.0	16.0	100.0	20.0	16.0	G 1/8-28	275	2.0	0.25	VNMG 16 04 08
		20 x 20	41°	42.6	1	**PVJNR/L 2020K 16HP**	20.0	20.0	125.0	25.0	20.0	G 1/8-28	275	2.0	0.42	VNMG 16 04 08
		25 x 25	41°	45.7	1	**PVJNR/L 2525M 16HP**	25.0	25.0	150.0	32.0	25.0	G 1/8-28	275	2.0	0.75	VNMG 16 04 08
		32 x 25	41°	45.7	1	**PVJNR/L 3225P 16HP**	25.0	32.0	170.0	32.0	32.0	G 1/8-28	275	2.0	1.08	VNMG 16 04 08

R = Rechts, L = Links

Reserve onderdelen				
Kantelpen	Schroef	Onderlegplaat	Pen voor onderlegplaat	Spuitmond
5432 001-02	174.3-820M	5322 256-01	174.3-860	5691 026-13

Ga voor de complete lijst van reserveonderdelen naar www.sandvik.coromant.com


A152


F2


E1


G1



H36



H10



H5

T-Max® P schachtgereedschap voor draaien

Rigid clamp-ontwerp



KAPR

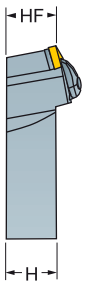

DVJNR/L
93.0°

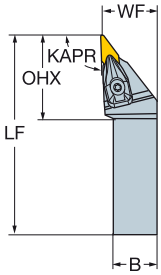

DVPNR/L
117.5°

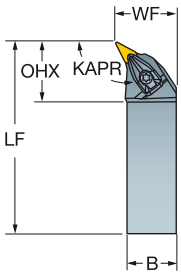

DVVNN
72.5°

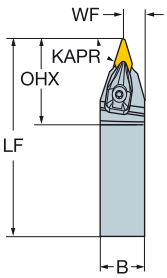

VNMG

						Afmetingen, mm							
		CZC_{MS}	RMPX	OHX	Bestelnummer	B	H	LF	WF	HF	NM	KG	MIID
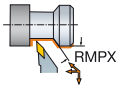	16	20 x 20	44°	46.6	DVJNR/L 2020K 16	20.0	20.0	125.0	25.0	20.0	3.0	0.44	VNMG 16 04 08
		25 x 25	44°	46.6	DVJNR/L 2525M 16	25.0	25.0	150.0	32.0	25.0	3.0	0.74	VNMG 16 04 08
		32 x 25	44°	46.6	DVJNR/L 3225P 16	25.0	32.0	170.0	32.0	32.0	3.0	1.06	VNMG 16 04 08
		32 x 32	44°	46.6	DVJNR/L 3232P 16	32.0	32.0	170.0	40.0	32.0	3.0	1.29	VNMG 16 04 08
	16	25 x 25	25°	39.2	DVPNR/L 2525M 16	25.0	25.0	150.0	32.0	25.0	3.0	0.80	VNMG 16 04 08
		32 x 25	25°	39.2	DVPNR/L 3225P 16	25.0	32.0	170.0	32.0	32.0	3.0	1.05	VNMG 16 04 08
		32 x 32	25°	39.2	DVPNR/L 3232P 16	32.0	32.0	170.0	40.0	32.0	3.0	1.33	VNMG 16 04 08
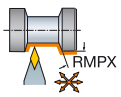	16	20 x 20	70°	47.8	DVVNN 2020K 16	20.0	20.0	125.0	10.6	20.0	3.0	0.43	VNMG 16 04 08
		25 x 25	70°	47.8	DVVNN 2525M 16	25.0	25.0	150.0	13.1	25.0	3.0	0.72	VNMG 16 04 08
		32 x 25	70°	47.8	DVVNN 3225P 16	25.0	32.0	170.0	13.1	32.0	3.0	1.03	VNMG 16 04 08
		32 x 32	70°	47.8	DVVNN 3232P 16	32.0	32.0	170.0	16.6	32.0	3.0	1.25	VNMG 16 04 08

N = Neutraal, R = Rechts, L = Links

Reserve onderdelen		
Onderlegplaat schroef	Onderlegplaat	Spankapset
5513 020-09	5322 269-01	5412 028-061

Ga voor de complete lijst van reserveonderdelen naar www.sandvik.coromant.com

 A152

 F2

 E1

 H36

 H10

SANDVIK Coromant

T-Max® P schachtgereedschap voor draaien

Rigid clamp-ontwerp





KAPR

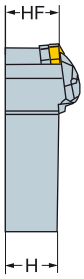

95.0°

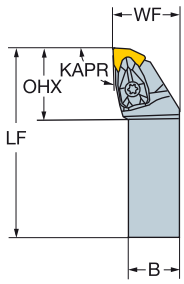

WNMM,
WNMG
WNGA, WNMA

					Afmetingen, mm							
		CZC_{MS}	OHX	Bestelnummer	B	H	LF	WF	HF	NM	KG	MIID
	06	16 x 16	26.4	**DWLNR/L 1616H 06**	16.0	16.0	100.0	20.0	16.0	1.7	0.22	WNMG 06 04 08
		20 x 20	27.1	**DWLNR/L 2020K 06**	20.0	20.0	125.0	25.0	20.0	1.7	0.42	WNMG 06 04 08
		25 x 25	27.1	**DWLNR/L 2525M 06**	25.0	25.0	150.0	32.0	25.0	1.7	0.76	WNMG 06 04 08
	08	20 x 20	34.3	**DWLNR/L 2020K 08**	20.0	20.0	125.0	25.0	20.0	3.9	0.43	WNMG 08 04 08
		25 x 25	34.3	**DWLNR/L 2525M 08**	25.0	25.0	150.0	32.0	25.0	3.9	0.76	WNMG 08 04 08
		32 x 25	35.0	**DWLNR/L 3225P 08**	25.0	32.0	170.0	32.0	32.0	3.9	1.10	WNMG 08 04 08
		32 x 32	34.3	**DWLNR/L 3232P 08**	32.0	32.0	170.0	40.0	32.0	3.9	1.36	WNMG 08 04 08

R = Rechts, L = Links

		Reserve onderdelen		
	CZC_{MS}	Onderlegplaat schroef	Onderlegplaat	Spankapset
06	16 x 16-25 x 25	5513 020-04	5322 328-01	5412 028-011
08	20 x 20-32 x 32	5513 020-02	5322 331-12	5412 028-021

Ga voor de complete lijst van reserveonderdelen naar www.sandvik.coromant.com


A152


F2


E1



H36



H10

T-Max® P QS schachtgereedschap voor draaien

Kantelpentype

Precisie koelmiddeltoevoer

KAPR 95.0°
PSIR -5.0°





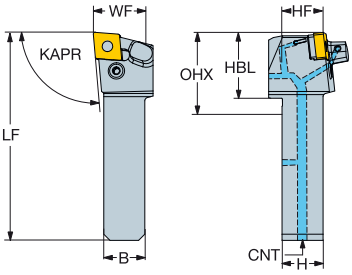

CNMM
CNMG
CNMA, CNGA

		CZC_{MS}	OHX	CNSC	Bestelnummer	Afmetingen, mm B	H	HBL	LF	WF	HF	CNT	BAR	NM	KG	MIID
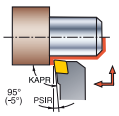	12	20 x 20	52.0	3	**QS-PCLNR/L 2020-12C**	20.0	20.0	32.0	101.0	25.0	20.0	G 1/8-28	150	5.0	0.31	CNMG 12 04 08
		25 x 25	57.0	3	**QS-PCLNR/L 2525-12C**	25.0	25.0	32.0	116.0	32.0	25.0	G 1/8-28	150	5.0	0.54	CNMG 12 04 08

R = Rechts, L = Links

Reserve onderdelen							
Kantelpen	Schroef	Onderlegplaat	Pen voor onderlegplaat	Spuitmond	Schroef	Schroef	Schroef
174.3-841M	174.3-821	171.31-850M	174.3-861	5691 026-13	5512 104-01	3214 013-01	3214 012-01

Ga voor de complete lijst van reserveonderdelen naar www.sandvik.coromant.com


A152


F2


E1


G1



H36



H5

SANDVIK Coromant

T-Max® P QS schachtgereedschap voor draaien

Kantelpentype

Precisie koelmiddeltoevoer

KAPR 93.0°
PSIR -3.0°





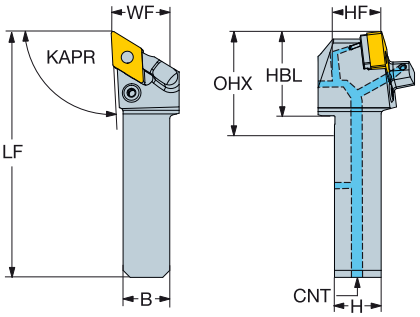

DNMM, DNMX
DNMG
DNMA, DNGA

							Afmetingen, mm										
		CZC_{MS}	RMPX	OHX	CNSC	**Bestelnummer**	B	H	HBL	LF	WF	HF	CNT	BAR	NM	KG	MIID
	15	20 x 20	27°	56.0	3	**QS-PDJNR/L 2020-15C**	20.0	20.0	36.0	105.0	25.0	20.0	G 1/8-28	150	5.0	0.30	DNMG 15 06 08
		25 x 25	27°	61.0	3	**QS-PDJNR/L 2525-15C**	25.0	25.0	36.0	120.0	32.0	25.0	G 1/8-28	150	5.0	0.51	DNMG 15 06 08

R = Rechts, L = Links

Reserve onderdelen							
Kantelpen	Schroef	Onderlegplaat	Pen voor onderlegplaat	Spuitmond	Schroef	Schroef	Schroef
174.3-847M	174.3-830	171.35-851M	174.3-861	5691 026-13	5512 104-01	3214 013-01	3214 012-01

Ga voor de complete lijst van reserveonderdelen naar www.sandvik.coromant.com


A152


F2


E1


G1



H36



H5

T-Max® P QS schachtgereedschap voor draaien

Kantelpentype

Precisie koelmiddeltoevoer

KAPR 45.0°
PSIR 45.0°





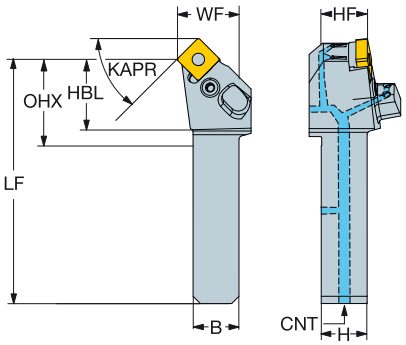

SNMM
SNMG
SNMA, SNGA

		CZC_{MS}	OHX	CNSC	Bestelnummer	Afmetingen, mm B	H	HBL	LF	WF	HF	CNT	BAR	NM	KG	MIID
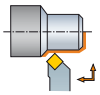	12	20 x 20	52.7	3	**QS-PSSNR/L 2020-12C**	20.0	20.0	32.7	101.7	25.0	20.0	G 1/8-28	150	5.0	0.33	SNMG 12 04 08
		25 x 25	56.7	3	**QS-PSSNR/L 2525-12C**	25.0	25.0	31.7	115.7	32.0	25.0	G 1/8-28	150	5.0	0.54	SNMG 12 04 08

R = Rechts, L = Links

Reserve onderdelen

Kantelpen	Schroef	Onderlegplaat	Pen voor onderlegplaat	Spuitmond	Schroef	Schroef	Schroef
174.3-841M	174.3-821	174.3-851M	174.3-861	5691 026-13	5512 104-01	3214 013-01	3214 012-01

Ga voor de complete lijst van reserveonderdelen naar www.sandvik.coromant.com


A152


F2


E1


G1



H36



H5

SANDVIK Coromant

T-Max® P-gereedschappen voor inwendig bewerken

Coromant Capto®



Gereedschappen voor wisselplaatvormen

C	D	S	T
A218	A219	A220	A221
Kantelpen	Kantelpen	Kantelpen	Kantelpen

Boorbaar



Gereedschappen voor wisselplaatvormen

C	D	S	T
A222	A223	A224	A225
Kantelpen	Kantelpen	Kantelpen	Kantelpen

CoroTurn® SL snijkop



Gereedschappen voor wisselplaatvormen

C	D	S	T	V
A226-A228	A229-A231	A232-A233	A234-A236	A237
Kantelpen	Kantelpen	Starre klem (Rigid clamp)	Kantelpen	Starre klem (Rigid clamp)
Starre klem (Rigid clamp)	Starre klem (Rigid clamp)		Starre klem (Rigid clamp)	

CoroTurn® SL-snijkop voor trekkend kotteren



Gereedschappen voor wisselplaatvormen

D	V
A238-A239	A240-A241
Starre klem (Rigid clamp)	Starre klem (Rigid clamp)

T-Max® P snijgereedschap voor draaien

Kantelpentype

Coromant Capto® - Precisie koelmiddeltoevoer

KAPR 95.0°







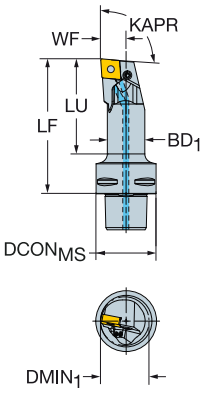

		CZC$_{MS}$	DMIN$_1$	LU	CNSC	Bestelnummer	Afmetingen, mm DCON$_{MS}$	BD	LF	WF	BAR	NM	KG	MIID
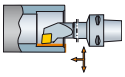	09	C4	25.0	51.9	3	C4-PCLNR/L-13080-09HP	40.0	20.0	80.0	13.0	150	2.0	0.41	CNMG 09 03 08
		C5	25.0	50.6	3	C5-PCLNR/L-13080-09HP	50.0	20.0	80.0	13.0	150	2.0	0.61	CNMG 09 03 08
	12	C3	32.0	71.8	3	C3-PCLNR/L-17090-12HP	32.0	25.0	90.0	17.0	150	5.0	0.37	CNMG 12 04 08
		C3	40.0	48.0	3	C3-PCLNR/L-22064-12HP	32.0	32.0	64.0	22.0	150	5.0	0.37	CNMG 12 04 08
		C3	40.0	80.0	3	C3-PCLNR-22096-12HP	32.0	32.0	96.0	22.0	150	5.0	0.55	CNMG 12 04 08
		C4	32.0	63.4	3	C4-PCLNR/L-17090-12HP	40.0	25.0	90.0	17.0	150	5.0	0.51	CNMG 12 04 08
		C4	40.0	86.6	3	C4-PCLNR/L-22110-12HP	40.0	32.0	110.0	22.0	150	5.0	0.77	CNMG 12 04 08
		C4	50.0	59.0	3	C4-PCLNR/L-27080-12HP	40.0	40.0	80.0	27.0	150	5.0	0.72	CNMG 12 04 08
		C4	50.0	99.0	3	C4-PCLNR/L-27120-12HP	40.0	40.0	120.0	27.0	150	5.0	1.08	CNMG 12 04 08
		C5	32.0	61.3	3	C5-PCLNR/L-17090-12HP	50.0	25.0	90.0	17.0	150	5.0	0.70	CNMG 12 04 08
		C5	40.0	82.2	3	C5-PCLNR/L-22110-12HP	50.0	32.0	110.0	22.0	150	5.0	0.98	CNMG 12 04 08
		C5	50.0	115.6	3	C5-PCLNR/L-27140-12HP	50.0	40.0	140.0	27.0	150	5.0	1.47	CNMG 12 04 08
		C5	63.0	79.0	3	C5-PCLNR/L-35100-12HP	50.0	50.0	100.0	35.0	150	5.0	1.43	CNMG 12 04 08
		C6	32.0	67.5	3	C6-PCLNR/L-17100-12HP	63.0	25.0	100.0	17.0	150	5.0	1.13	CNMG 12 04 08
		C6	40.0	78.5	3	C6-PCLNR/L-22110-12HP	63.0	32.0	110.0	22.0	150	5.0	1.34	CNMG 12 04 08
	16	C5	63.0	129.0	3	C5-PCLNR/L-35150-16HP	50.0	50.0	150.0	35.0	150	5.0	2.11	CNMG 16 06 12
		C6	50.0	109.5	3	C6-PCLNR/L-27140-16HP	63.0	40.0	140.0	27.0	150	5.0	1.79	CNMG 16 06 12
		C6	63.0	146.7	3	C6-PCLNR/L-35175-16HP	63.0	50.0	175.0	35.0	150	5.0	2.89	CNMG 16 06 12

R = Rechts, L = Links

	Reserve onderdelen				
Bestelnummer	Kantelpen	Schroef	Onderlegplaat	Pen voor onderlegplaat	Spuitmond
Cx-PCLNR/L-13xxx-09HP	174.3-845-1	174.3-829			5691 026-13
Cx-PCLNR/L-17xxx-12HP	438.3-841-1	438.3-832M			5691 026-13
Cx-PCLNR/L-22xxx-12HP	174.3-848M	174.3-858	171.31-850M	174.3-861	5691 026-13
Cx-PCLNR/L-27/35xxx-12HP	174.3-841M	174.3-821	171.31-850M	174.3-861	5691 026-13
Cx-PCLNR/L-xxxxx-16HP	438.3-840	438.3-831	171.31-852	174.3-864	5691 026-13

Ga voor de complete lijst van reserveonderdelen naar www.sandvik.coromant.com

 A152
 F2
 E1
 G1
 H36
 H10
 H5

SANDVIK Coromant

T-Max® P snijgereedschap voor draaien

Kantelpentype

Coromant Capto® - Precisie koelmiddeltoevoer

KAPR 93.0°





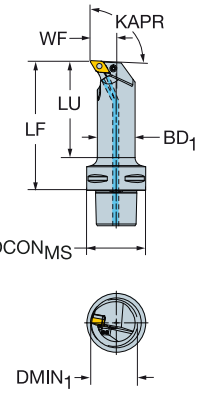

DNMM, DNMX
DNMG
DNMA, DNGA

		CZC$_{MS}$	DMIN$_1$	LU	RMPX	CNSC	Bestelnummer	Afmetingen, mm DCON$_{MS}$	BD	LF	WF	BAR	NM	KG	MIID
	11	C3	32.0	71.8	27°	3	**C3-PDUNR-17090-11HP**	32.0	25.0	90.0	17.0	150	2.0	0.37	DNMG 11 04 08
		C4	32.0	63.4	27°	3	**C4-PDUNR/L-17090-11HP**	40.0	25.0	90.0	17.0	150	2.0	0.50	DNMG 11 04 08
		C4	40.0	86.6	27°	3	**C4-PDUNR/L-22110-11HP**	40.0	32.0	110.0	22.0	150	2.0	0.77	DNMG 11 04 08
		C5	32.0	61.3	27°	3	**C5-PDUNR/L-17090-11HP**	50.0	25.0	90.0	17.0	150	2.0	0.70	DNMG 11 04 08
		C5	40.0	82.2	27°	3	**C5-PDUNR/L-22110-11HP**	50.0	32.0	110.0	22.0	150	2.0	0.98	DNMG 11 04 08
		C6	32.0	67.5	27°	3	**C6-PDUNR/L-17100-11HP**	63.0	25.0	100.0	17.0	150	2.0	1.12	DNMG 11 04 08
	15	C4	50.0	59.0	27°	3	**C4-PDUNR/L-27080-15HP**	40.0	40.0	80.0	27.0	150	5.0	0.70	DNMG 15 06 08
		C4	50.0	99.0	27°	3	**C4-PDUNR/L-27120-15HP**	40.0	40.0	120.0	27.0	150	5.0	1.07	DNMG 15 06 08
		C5	50.0	115.6	27°	3	**C5-PDUNR/L-27140-15HP**	50.0	40.0	140.0	27.0	150	5.0	1.45	DNMG 15 06 08
		C5	63.0	79.0	27°	3	**C5-PDUNR/L-35100-15HP**	50.0	50.0	100.0	35.0	150	5.0	1.43	DNMG 15 06 08
		C5	63.0	129.0	27°	3	**C5-PDUNR/L-35150-15HP**	50.0	50.0	150.0	35.0	150	5.0	2.15	DNMG 15 06 08
		C6	40.0	78.5	27°	3	**C6-PDUNR/L-22110-15HP**	63.0	32.0	110.0	22.0	150	5.0	1.33	DNMG 15 06 08
		C6	50.0	109.5	27°	3	**C6-PDUNR/L-27140-15HP**	63.0	40.0	140.0	27.0	150	5.0	1.81	DNMG 15 06 08
		C6	63.0	146.7	27°	3	**C6-PDUNR/L-35175-15HP**	63.0	50.0	175.0	35.0	150	5.0	2.91	DNMG 15 06 08

R = Rechts, L = Links

	Reserve onderdelen				
Bestelnummer	Kantelpen	Schroef	Onderlegplaat	Pen voor onderlegplaat	Spuitmond
Cx-PDUNR/L-17xxx-11HP	5432 015-021	438.3-830			5691 026-13
Cx-PDUNR/L-22xxx-11HP	5432 001-01	174.3-820M	5322 255-01	174.3-860	5691 026-13
Cx-PDUNR/L-xxxxx-15HP	174.3-847M	174.3-830	171.35-851M	174.3-861	5691 026-13

Ga voor de complete lijst van reserveonderdelen naar www.sandvik.coromant.com

A152 F2 E1 G1 H36 H10 H5

T-Max® P snijgereedschap voor draaien

Kantelpentype

Coromant Capto® - Precisie koelmiddeltoevoer

KAPR 75.0°





SNMM
SNMG
SNMA, SNGA

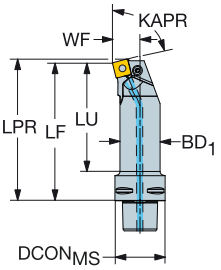

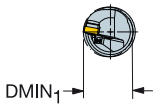

		CZC$_{MS}$	DMIN$_1$	LU	RMPX	CNSC	Bestelnummer	Afmetingen, mm DCON$_{MS}$	BD	LPR	LF	WF	BAR	NM	KG	MIID
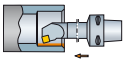	12	C4	32.0	63.4	10°	3	C4-PSKNR/L-17090-12HP	40.0	25.0	93.1	90.0	17.0	150	5.0	0.51	SNMG 12 04 08
		C4	40.0	86.6	10°	3	C4-PSKNR/L-22110-12HP	40.0	32.0	113.1	110.0	22.0	150	5.0	0.79	SNMG 12 04 08
		C5	32.0	61.3	10°	3	C5-PSKNR/L-17090-12HP	50.0	25.0	93.1	90.0	17.0	150	5.0	0.71	SNMG 12 04 08
		C5	40.0	82.2	10°	3	C5-PSKNR-22110-12HP	50.0	32.0	113.1	110.0	22.0	150	5.0	0.98	SNMG 12 04 08
		C5	50.0	115.6	10°	3	C5-PSKNR-27140-12HP	50.0	40.0	143.1	140.0	27.0	150	5.0	1.49	SNMG 12 04 08
		C6	40.0	78.5	10°	3	C6-PSKNR/L-22110-12HP	63.0	32.0	113.1	110.0	22.0	150	5.0	1.35	SNMG 12 04 08
	15	C6	63.0	146.7	10°	3	C6-PSKNR/L-35175-15HP	63.0	50.0	178.8	175.0	35.0	150	5.0	2.96	SNMG 15 06 08

R = Rechts, L = Links

	Reserve onderdelen				
Bestelnummer	Kantelpen	Schroef	Onderlegplaat	Pen voor onderlegplaat	Spuitmond
C4-PSKNR/L-17090-12HP	438.3-841-1	438.3-832M			5691 026-13
C4-PSKNR/L-22110-12HP	174.3-848M	174.3-858	174.3-851M	174.3-861	5691 026-13
C5-PSKNR/L-17090-12HP	438.3-841-1	438.3-832M			5691 026-13
C5-PSKNR/L-22110-12HP	174.3-848M	174.3-858	174.3-851M	174.3-861	5691 026-13
C5-PSKNR/L-27140-12HP	174.3-841M	174.3-821	174.3-851M	174.3-861	5691 026-13
C6-PSKNR/L-22110-12HP	174.3-848M	174.3-858	174.3-851M	174.3-861	5691 026-13
C6-PSKNR/L-35175-15HP	438.3-840	438.3-831	174.3-857	174.3-864	5691 026-13

Ga voor de complete lijst van reserveonderdelen naar www.sandvik.coromant.com

 A152
 F2
 E1
 G1
 H36
 H10
 H5

T-Max® P snijgereedschap voor draaien

Kantelpentype

Coromant Capto® - Precisie koelmiddeltoevoer

KAPR 91.0°





TNMM, TNMX
TNMG
TNMA, TNGA

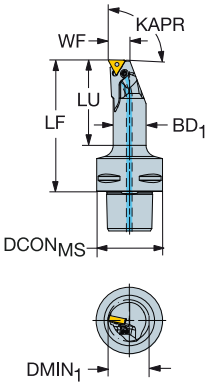

		Afmetingen, mm											
		CZC_{MS}	$DMIN_1$	LU	CNSC	**Bestelnummer**	$DCON_{MS}$	BD	LF	WF	BAR	NM	KG	MIID
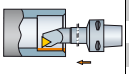	11	C4	32.0	51.9	3	**C4-PTFNR/L-13080-11HP**	40.0	20.0	80.0	13.0	150	1.2	0.41	TNMG 11 03 04

R = Rechts, L = Links

Reserve onderdelen		
Kantelpen	Schroef	Spuitmond
174.3-846-1	174.3-829	5691 026-23

Ga voor de complete lijst van reserveonderdelen naar www.sandvik.coromant.com

A152 F2 E1 G1 H36 H10 H5

T-Max® P boorbaar voor draaien

Kantelpentype

Cilindrisch met platte vlakken - Precisie koelmiddeltoevoer





CNMM
CNMG
CNMA, CNGA

KAPR 95.0°

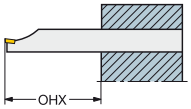

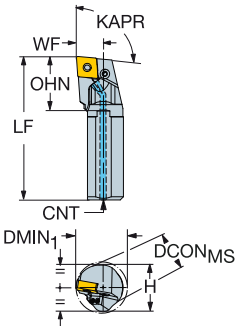

		CZC$_{MS}$	DMIN$_1$	OHX	OHN	CNSC	Bestelnummer	Afmetingen, mm DCON$_{MS}$	H	BD	LF	WF	CNT	BAR	NM	KG	MIID
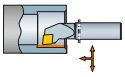	09	16	26.0	64.0	37.8	1	**A16R-PCLNR/L09HP**	16.0	15.0	16.0	200.0	11.0	G 1/8-28	275	2.0	0.28	CNMG 09 03 08
		20	25.0	80.0	34.6	1	**A20S-PCLNR/L09HP**	20.0	18.0	20.0	250.0	13.0	G 1/8-28	275	2.0	0.55	CNMG 09 03 08
	12	25	32.0	100.0	37.6	1	**A25T-PCLNR/L12HP**	25.0	23.0	25.0	300.0	17.0	G 1/8-28	275	5.0	0.97	CNMG 12 04 08
		32	40.0	128.0	38.8	1	**A32T-PCLNR/L12HP**	32.0	30.0	32.0	300.0	22.0	G 1/8-28	275	5.0	1.69	CNMG 12 04 08
		40	50.0	160.0	38.8	1	**A40T-PCLNR/L12HP**	40.0	37.0	40.0	300.0	27.0	G 1/8-28	275	5.0	2.69	CNMG 12 04 08
	19	50	63.0	200.0	45.6	1	**A50U-PCLNR/L19HP**	50.0	47.0	50.0	350.0	35.0	G 1/8-28	275	10.0	5.03	CNMG 19 06 12

R = Rechts, L = Links

	Reserve onderdelen				
Bestelnummer	Kantelpen	Schroef	Onderlegplaat	Pen voor onderlegplaat	Spuitmond
A16R-PCLNR/L09HP	174.3-845-1	174.3-829			5691 026-13
A20S-PCLNR/L09HP	174.3-845-1	174.3-829			5691 026-13
A25T-PCLNR/L12HP	438.3-841-1	438.3-832M			5691 026-13
A32T-PCLNR/L12HP	174.3-848M	174.3-858	171.31-850M	174.3-861	5691 026-13
A40T-PCLNR/L12HP	174.3-848M	174.3-858	171.31-850M	174.3-861	5691 026-13
A50U-PCLNR/L19HP	174.3-849M	174.3-822M	171.31-851M	174.3-868	5691 026-13

Ga voor de complete lijst van reserveonderdelen naar www.sandvik.coromant.com

A152 F2 G1 H36 H10 H5

SANDVIK Coromant

T-Max® P boorbaar voor draaien

Kantelpentype

Cilindrisch met platte vlakken - Precisie koelmiddeltoevoer





DNMM, DNMX
DNMG
DNMA, DNGA

KAPR

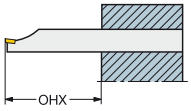

93.0°

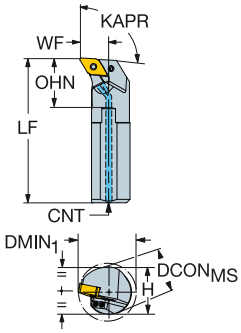

		CZC$_{MS}$	DMIN$_1$	RMPX	OHX	OHN	CNSC	Bestelnummer	Afmetingen, mm DCON$_{MS}$	H	BD	LF	WF	CNT	BAR	NM	KG	MIID
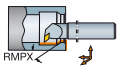	11	25	32.0	27°	100.0	37.7	1	**A25T-PDUNR/L11HP**	25.0	23.0	25.0	300.0	17.0	G 1/8-28	275	2.0	0.95	DNMG 11 04 08
		32	40.0	27°	128.0	36.2	1	**A32T-PDUNR/L11HP**	32.0	30.0	32.0	300.0	22.0	G 1/8-28	275	2.0	1.68	DNMG 11 04 08
	15	40	50.0	27°	160.0	40.6	1	**A40T-PDUNR/L15HP**	40.0	37.0	40.0	300.0	27.0	G 1/8-28	275	5.0	2.67	DNMG 15 06 08
		50	63.0	27°	200.0	40.6	1	**A50U-PDUNR/L15HP**	50.0	47.0	50.0	350.0	35.0	G 1/8-28	275	5.0	5.03	DNMG 15 06 08

RMPX

R = Rechts, L = Links

	Reserve onderdelen				
Bestelnummer	Kantelpen	Schroef	Onderlegplaat	Pen voor onderlegplaat	Spuitmond
A25T-PDUNR/L11HP	5432 015-021	438.3-830			5691 026-13
A32T-PDUNR/L11HP	5432 001-01	174.3-820M	5322 255-01	174.3-860	5691 026-13
A40T-PDUNR/L15HP	174.3-847M	174.3-830	171.35-851M	174.3-861	5691 026-13
A50U-PDUNR/L15HP	174.3-847M	174.3-830	171.35-851M	174.3-861	5691 026-13

Ga voor de complete lijst van reserveonderdelen naar www.sandvik.coromant.com


A152


F2


G1



H36

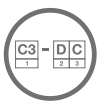

H10



H5

T-Max® P boorbaar voor draaien

Kantelpentype

Cilindrisch met platte vlakken - Precisie koelmiddeltoevoer





SNMM
SNMG
SNMA, SNGA

KAPR

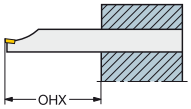

75.0°

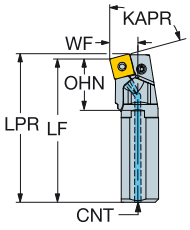

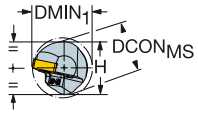

			Afmetingen, mm													
		CZC_{MS}	$DMIN_1$	OHX	OHN	CNSC	**Bestelnummer**	$DCON_{MS}$	H	BD	LPR	LF	WF	CNT	BAR	NM	KG	MIID
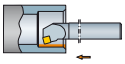	12	25	32.0	100.0	35.2	1	**A25T-PSKNR12HP**	25.0	23.0	25.0	303.1	300.0	17.0	G 1/8-28	275	5.0	0.97	SNMG 12 04 08
		32	40.0	128.0	34.3	1	**A32T-PSKNR/L12HP**	32.0	30.0	32.0	303.1	300.0	22.0	G 1/8-28	275	5.0	1.71	SNMG 12 04 08
		40	50.0	160.0	34.3	1	**A40T-PSKNR/L12HP**	40.0	37.0	40.0	303.1	300.0	27.0	G 1/8-28	275	5.0	2.71	SNMG 12 04 08
	19	50	63.0	200.0	40.3	1	**A50U-PSKNR/L19HP**	50.0	47.0	50.0	354.6	350.0	35.0	G 1/8-28	275	10.0	5.34	SNMG 19 06 12

R = Rechts, L = Links

	Reserve onderdelen				
Bestelnummer	Kantelpen	Schroef	Onderlegplaat	Pen voor onderlegplaat	Spuitmond
A25T-PSKNR/L12HP	438.3-841-1	438.3-832M			5691 026-13
A32T-PSKNR/L12HP	174.3-841M	174.3-821	174.3-851M	174.3-861	5691 026-13
A40T-PSKNR/L12HP	174.3-841M	174.3-821	174.3-851M	174.3-861	5691 026-13
A50U-PSKNR/L19HP	174.3-849M	174.3-822M	174.3-852M	174.3-862	5691 026-13

Ga voor de complete lijst van reserveonderdelen naar www.sandvik.coromant.com


A152


F2


G1



H36



H10



H5

SANDVIK Coromant

T-Max® P boorbaar voor draaien

Kantelpentype

Cilindrisch met platte vlakken - Precisie koelmiddeltoevoer





TNMM, TNMX
TNMG
TNMA, TNGA

KAPR

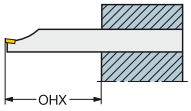

91.0°

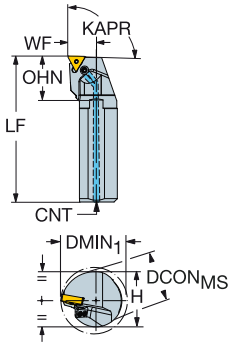

		CZC$_{MS}$	DMIN$_1$	OHX	OHN	CNSC	Bestelnummer	Afmetingen, mm DCON$_{MS}$	H	BD	LF	WF	CNT	BAR	NM	KG	MIID
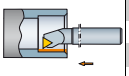	11	16	28.0	64.0	30.9	1	**A16R-PTFNR/L11HP**	16.0	15.0	16.0	200.0	11.0	G 1/8-28	275	1.2	0.29	TNMG 11 03 04
		20	28.0	80.0	30.9	1	**A20S-PTFNR11HP**	20.0	18.0	20.0	250.0	13.0	G 1/8-28	275	1.2	0.54	TNMG 11 03 04
		25	32.0	100.0	30.9	1	**A25T-PTFNR11HP**	25.0	23.0	25.0	300.0	17.0	G 1/8-28	275	1.2	0.96	TNMG 11 03 04

R = Rechts, L = Links

Reserve onderdelen		
Kantelpen	Schroef	Spuitmond
174.3-846-1	174.3-829	5691 026-23

Ga voor de complete lijst van reserveonderdelen naar www.sandvik.coromant.com


A152


F2


G1



H36



H10



H5

T-Max® P kop voor draaien

Kantelpentype

CoroTurn® HP - Precisie koelmiddeltoevoer

KAPR 95.0°





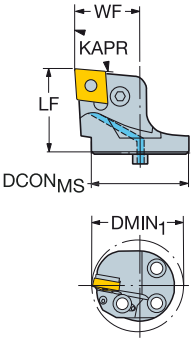

CNMM
CNMG
CNMA, CNGA

		CZCMS	DMIN1	CNSC	Bestelnummer	Afmetingen, mm DCONMS	LF	WF	BAR	NM	KG	MIID
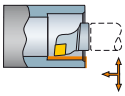	09	25	34.0	1	**SL-PCLNR/L-25-09HP-G**	25.0	28.0	19.0	80	1.7	0.08	CNMG 09 03 08
	12	32	40.0	1	**SL-PCLNR/L-32-12HP**	32.0	36.0	22.0	80	5.0	0.16	CNMG 12 04 08
		40	50.0	1	**SL-PCLNR/L-40-12HP**	40.0	35.0	27.0	80	5.0	0.21	CNMG 12 04 08
	16	40	56.0	1	**SL-PCLNR/L-40-16HP**	40.0	42.0	27.0	80	5.0	0.27	CNMG 16 06 08

-G geeft gewijzigde hoofddimensies aan

R = Rechts, L = Links

	Reserve onderdelen					
Bestelnummer	Kantelpen	Schroef	Onderlegplaat	Pen voor onderlegplaat	Pasbus	Spuitmond
SL-PCLNR/L-25-09HP-G	174.3-845-1	174.3-829			5552 058-02	5691 026-13
SL-PCLNR/L-32-12HP	174.3-848M	174.3-858	171.31-850M	174.3-861	5638 031-01	5691 026-03
SL-PCLNR/L-40-12HP	174.3-841M	174.3-821	171.31-850M	174.3-861	5638 031-01	5691 026-03
SL-PCLNR/L-40-16HP	438.3-840	438.3-831	171.31-852	174.3-864	5638 031-01	5691 026-03

Ga voor de complete lijst van reserveonderdelen naar www.sandvik.coromant.com

A152 F2 H36 H5 H2

SANDVIK Coromant

T-Max® P kop voor draaien

Rigid clamp-ontwerp

CoroTurn® SL inwendige koelmiddeltoevoer

KAPR 95.0°





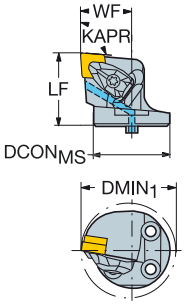

CNMM
CNMG
CNMA, CNGA

		CZC$_{MS}$	DMIN$_1$	CNSC	Bestelnummer	DCON$_{MS}$	LF	WF	BAR	NM	KG	MIID
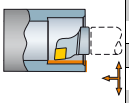	12	32	40.0	1	**570-DCLNR/L-32-12-L**	32.0	38.0	22.0	10	3.9	0.17	CNMG 12 04 08
		40	50.0	1	**570-DCLNR/L-40-12-L**	40.0	38.0	27.0	10	3.9	0.22	CNMG 12 04 08
	16	40	57.0	1	**570-DCLNR/L-40-16-L**	40.0	40.0	32.0	10	6.4	0.32	CNMG 16 06 12
	19	40	57.0	1	**570-DCLNR/L-40-19-L**	40.0	42.0	34.0	10	6.4	0.33	CNMG 19 06 12

R = Rechts, L = Links

	Reserve onderdelen			
Bestelnummer	Onderlegplaat schroef	Onderlegplaat	Spankapset	Pasbus
570-DCLNR/L-32-12-L	5513 020-02	5322 236-03	5412 028-021	5638 031-01
570-DCLNR/L-40-12-L	5513 020-02	5322 236-03	5412 028-021	5638 031-01
570-DCLNR/L-40-16-L	5513 020-07	5322 234-03	5412 028-031	5638 031-01
570-DCLNR/L-40-19-L	5513 020-07	5322 236-01	5412 028-041	5638 031-01

Ga voor de complete lijst van reserveonderdelen naar www.sandvik.coromant.com


A152


F2



H36



H5


H2

T-Max® P kop voor draaien

Rigid clamp-ontwerp

CoroTurn® SL snel wisselen

KAPR 95.0°





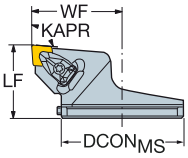

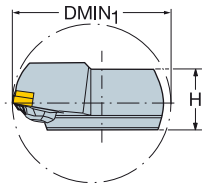

CNMM
CNMG
CNMA, CNGA

	CZCMS	DMIN1	Bestelnummer	Afmetingen, mm DCONMS	H	LF	WF	NM	KG	MIID
12	80	100.0	**570-DCLNR/L-80-12**	80.0	37.5	45.0	57.0	3.9	0.56	CNMG 12 04 08
16	80	100.0	**570-DCLNR/L-80-16**	80.0	37.5	45.0	57.0	6.4	0.60	CNMG 16 06 12

R = Rechts, L = Links

	Reserve onderdelen			
Bestelnummer	Onderlegplaat schroef	Onderlegplaat	Spankapset	Stelschroef
570-DCLNR/L-80-12	5513 020-02	5322 236-03	5412 028-021	5514 060-12
570-DCLNR/L-80-16	5513 020-07	5322 234-03	5412 028-031	5514 060-12

Ga voor de complete lijst van reserveonderdelen naar www.sandvik.coromant.com

A152 F2 H36 H2

T-Max® P kop voor draaien

Kantelpentype

CoroTurn® HP - Precisie koelmiddeltoevoer

KAPR 93.0°





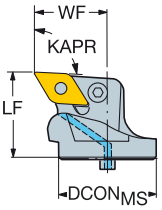

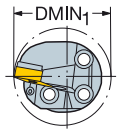

DNMM, DNMX
DNMG
DNMA, DNGA

		CZCMS	DMIN1	RMPX	CNSC	Bestelnummer	Afmetingen, mm DCONMS	LF	WF	BAR	NM	KG	MIID
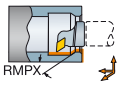	11	25	38.0	27°	1	**SL-PDUNR/L-25-11HP-G**	25.0	32.0	21.0	80	2.0	0.10	DNMG 11 04 08
		32	40.0	27°	1	**SL-PDUNR/L-32-11HP**	32.0	32.0	22.0	80	2.0	0.13	DNMG 11 04 08
	15	40	56.0	27°	1	**SL-PDUNR/L-40-15HP**	40.0	36.0	30.0	80	5.0	0.24	DNMG 15 06 08

RMPX

-G geeft gewijzigde hoofddimensies aan

R = Rechts, L = Links

	Reserve onderdelen					
Bestelnummer	Kantelpen	Schroef	Onderlegplaat	Pen voor onderlegplaat	Pasbus	Spuitmond
SL-PDUNR/L-25-11HP-G	5432 015-021	438.3-830			5552 058-02	5691 026-13
SL-PDUNR/L-32-11HP	5432 001-01	174.3-820M	5322 255-01	174.3-860	5638 031-01	5691 026-03
SL-PDUNR/L-40-15HP	174.3-847M	174.3-830	171.35-851M	174.3-861	5638 031-01	5691 026-03

Ga voor de complete lijst van reserveonderdelen naar www.sandvik.coromant.com

A152 F2 H36 H5 H2

T-Max® P kop voor draaien

Rigid clamp-ontwerp

CoroTurn® SL inwendige koelmiddeltoevoer

KAPR





DNMM, DNMX
DNMG
DNMA, DNGA

570-DDXNR/L
62.5°

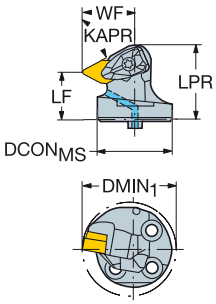

570-DDUNR/L
93.0°

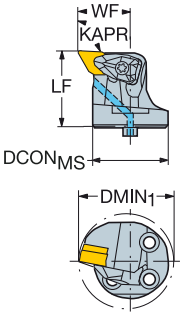

		CZC$_{MS}$	DMIN$_1$	RMPX	CNSC	Bestelnummer	Afmetingen, mm DCON$_{MS}$	LPR	LF	WF	BAR	NM	KG	MIID
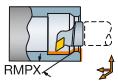	11	32	40.0	27°	1	**570-DDUNR/L-32-11**	32.0		32.0	22.0	10	1.7	0.13	DNMG 11 04 08
	15	40	50.0	27°	1	**570-DDUNR/L-40-15**	40.0		32.0	27.0	10	3.9	0.21	DNMG 15 06 08
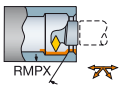	11	32	40.0	60°	1	**570-DDXNR/L-32-11**	32.0	31.1	20.0	22.0	10	1.7	0.12	DNMG 11 04 08
	15	40	50.0	60°	1	**570-DDXNR/L-40-15-L**	40.0	36.0	22.0	27.0	10	3.9	0.22	DNMG 15 06 08

R = Rechts, L = Links

	Reserve onderdelen			
Bestelnummer	Onderlegplaat schroef	Onderlegplaat	Spankapset	Pasbus
570-DDUNR/L-32-11	5513 020-04	5322 267-01	5412 028-011	5638 031-01
570-DDXNR/L-32-11	5513 020-04	5322 267-01	5412 028-011	5638 031-01
570-DDUNR/L-40-15	5513 020-02	5322 266-02	5412 028-021	5638 031-01
570-DDXNR/L-40-15-L	5513 020-02	5322 266-02	5412 028-021	5638 031-01

Ga voor de complete lijst van reserveonderdelen naar www.sandvik.coromant.com

A152 F2 H36 H5 H2

SANDVIK Coromant

T-Max® P kop voor draaien

Rigid clamp-ontwerp

CoroTurn® SL snel wisselen

KAPR

570-DDXNR/L-80
62.5°

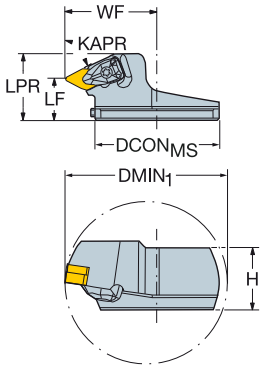

570-DDUNR/L-80
93.0°

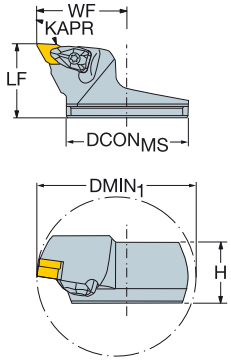





DNMM, DNMX
DNMG
DNMA, DNGA

		CZC$_{MS}$	DMIN$_1$	RMPX	Bestelnummer	Afmetingen, mm DCON$_{MS}$	H	LPR	LF	WF	NM	KG	MIID
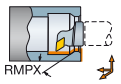	15	80	100.0	27°	**570-DDUNR/L-80-15**	80.0	37.5		45.0	57.0	3.9	0.55	DNMG 15 06 08
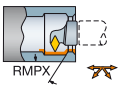	15	80	100.0	60°	**570-DDXNR/L-80-15**	80.0	37.5	40.3	25.0	57.0	3.9	0.50	DNMG 15 06 08

R = Rechts, L = Links

Reserve onderdelen			
Onderlegplaat schroef	Onderlegplaat	Spankapset	Stelschroef
5513 020-02	5322 266-02	5412 028-021	5514 060-12

Ga voor de complete lijst van reserveonderdelen naar www.sandvik.coromant.com

A152 F2 H36 H2

T-Max® P kop voor draaien

Rigid clamp-ontwerp

CoroTurn® SL inwendige koelmiddeltoevoer

KAPR 75.0°







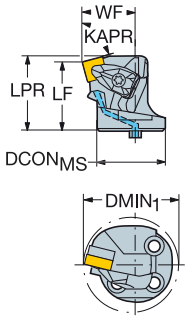

		CZC$_{MS}$	DMIN$_1$	RMPX	CNSC	Bestelnummer	Afmetingen, mm DCON$_{MS}$	LPR	LF	WF	BAR	NM	KG	MIID
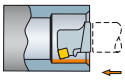	12	40	50.0	10°	1	**570-DSKNR/L-40-12**	40.0	41.1	38.0	27.0	10	3.9	0.27	SNMG 12 04 08
	15	40	55.0	10°	1	**570-DSKNR/L-40-15**	40.0	40.7	36.0	29.0	10	6.4	0.31	SNMG 15 06 08

R = Rechts, L = Links

	Reserve onderdelen			
Bestelnummer	Onderlegplaat schroef	Onderlegplaat	Spankapset	Pasbus
570-DSKNR/L-40-12	5513 020-02	5322 426-02	5412 028-021	5638 031-01
570-DSKNR/L-40-15	5513 020-07	5322 425-03	5412 028-031	5638 031-01

Ga voor de complete lijst van reserveonderdelen naar www.sandvik.coromant.com


A152


F2



H36



H5


H2

SANDVIK Coromant

T-Max® P kop voor draaien

Rigid clamp-ontwerp

CoroTurn® SL snel wisselen

KAPR 75.0°





SNMM
SNMG
SNMA, SNGA

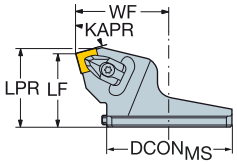

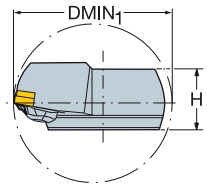

		CZC$_{MS}$	DMIN$_1$	RMPX	Bestelnummer	Afmetingen, mm DCON$_{MS}$	H	LPR	LF	WF	NM	KG	MIID
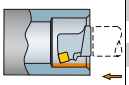	15	80	100.0	10°	**570-DSKNR/L-80-15**	80.0	37.5	48.1	45.0	57.0	6.4	0.60	SNMG 15 06 12

R = Rechts, L = Links

Reserve onderdelen			
Onderlegplaat schroef	Onderlegplaat	Spankapset	Stelschroef
5513 020-07	5322 425-03	5412 028-031	5514 060-12

Ga voor de complete lijst van reserveonderdelen naar www.sandvik.coromant.com

A152 F2 H36 H2

T-Max® P kop voor draaien

Kantelpentype

CoroTurn® HP - Precisie koelmiddeltoevoer

KAPR 91.0°





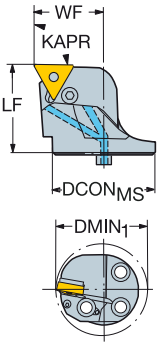

TNMM, TNMX
TNMG
TNMA, TNGA

		CZCMS	DMIN1	CNSC	Bestelnummer	DCONMS	LF	WF	BAR	NM	KG	MIID
	16	32	40.0	1	**SL-PTFNR/L-32-16HP**	32.0	35.0	22.0	80	2.0	0.16	TNMG 16 04 08
		40	50.0	1	**SL-PTFNR/L-40-16HP**	40.0	35.0	27.0	80	2.0	0.23	TNMG 16 04 08

Afmetingen, mm

R = Rechts, L = Links

Reserve onderdelen

Kantelpen	Schroef	Onderlegplaat	Pen voor onderlegplaat	Pasbus	Spuitmond
174.3-840M	174.3-820M	179.3-850M	174.3-860	5638 031-01	5691 026-03

Ga voor de complete lijst van reserveonderdelen naar www.sandvik.coromant.com

A152 F2 H36 H5 H2

T-Max® P kop voor draaien

Rigid clamp-ontwerp

CoroTurn® SL inwendige koelmiddeltoevoer

KAPR 91.0°





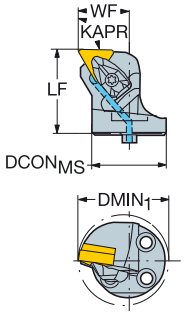

TNMM, TNMX
TNMG
TNMA, TNGA

		CZC$_{MS}$	DMIN$_1$	CNSC	Bestelnummer	DCON$_{MS}$	LF	WF	BAR	NM	KG	MIID
						Afmetingen, mm						
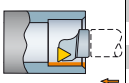	16	32	40.0	1	**570-DTFNR/L-32-16-L**	32.0	36.0	22.0	10	1.7	0.15	TNMG 16 04 08
		40	50.0	1	**570-DTFNR/L-40-16-L**	40.0	36.0	27.0	10	1.7	0.23	TNMG 16 04 08

R = Rechts, L = Links

Reserve onderdelen			
Onderlegplaat schroef	Onderlegplaat	Spankapset	Pasbus
5513 020-04	5322 316-01	5412 028-011	5638 031-01

Ga voor de complete lijst van reserveonderdelen naar www.sandvik.coromant.com

A152 F2 H36 H5 H2

T-Max® P kop voor draaien

Rigid clamp-ontwerp

CoroTurn® SL snel wisselen

KAPR 91.0°





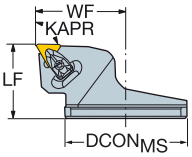

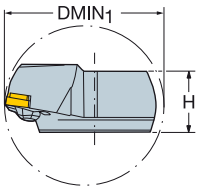

TNMM, TNMX
TNMG
TNMA, TNGA

		CZC$_{MS}$	DMIN$_1$	**Bestelnummer**	Afmetingen, mm DCON$_{MS}$	H	LF	WF	NM	KG	MIID
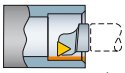	16	80	100.0	**570-DTFNR/L-80-16**	80.0	37.5	45.0	57.0	1.7	0.60	TNMG 16 04 08

R = Rechts, L = Links

Reserve onderdelen			
Onderlegplaat schroef	Onderlegplaat	Spankapset	Stelschroef
5513 020-04	5322 316-01	5412 028-011	5514 060-12

Ga voor de complete lijst van reserveonderdelen naar www.sandvik.coromant.com


A152


F2



H36


H2

SANDVIK Coromant

T-Max® P kop voor draaien

Rigid clamp-ontwerp

CoroTurn® SL inwendige koelmiddeltoevoer

KAPR 93.0°







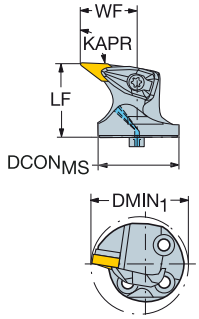

							Afmetingen, mm						
		CZC_{MS}	$DMIN_1$	RMPX	CNSC	**Bestelnummer**	$DCON_{MS}$	LF	WF	BAR	NM	KG	MIID
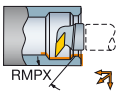	16	40	52.0	25°	1	**570-DVUNR/L-40-16**	40.0	36.0	30.0	10	3.0	0.24	VNMG 16 04 08

R = Rechts, L = Links

Reserve onderdelen			
Onderlegplaat schroef	Onderlegplaat	Spankapset	Pasbus
5513 020-09	5322 269-01	5412 028-061	5638 031-01

Ga voor de complete lijst van reserveonderdelen naar www.sandvik.coromant.com


A152


F2



H36



H5


H2

T-Max® P kop voor trekkend draaien

Rigid clamp-ontwerp

CoroTurn® SL inwendige koelmiddeltoevoer

KAPR 93.0°





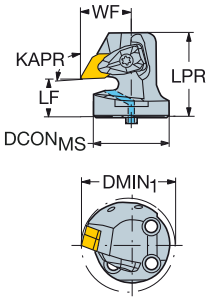

DNMM, DNMX
DNMG
DNMA, DNGA

	CZCMS	DMIN1	RMPX	CNSC	Bestelnummer	Afmetingen, mm DCONMS	LPR	LF	WF	BAR	NM	KG	MIID
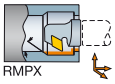 RMPX	40	50.0	27°	1	**570-DDUNR/L-40-15X**	40.0	44.7	20.0	27.0	10	3.9	0.28	DNMG 15 06 08

R = Rechts, L = Links

Reserve onderdelen			
Onderlegplaat schroef	Onderlegplaat	Spankapset	Pasbus
5513 020-02	5322 266-02	5412 028-021	5638 031-01

Ga voor de complete lijst van reserveonderdelen naar www.sandvik.coromant.com


A152


F2



H36



H5


H2

SANDVIK Coromant

T-Max® P kop voor trekkend draaien

Rigid clamp-ontwerp

CoroTurn® SL snel wisselen

KAPR 93.0°





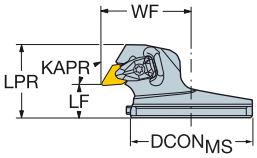

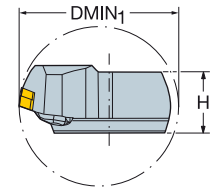

DNMM, DNMX
DNMG
DNMA, DNGA

		Afmetingen, mm										
		CZC_{MS}	$DMIN_1$	RMPX	**Bestelnummer**	$DCON_{MS}$	H	LPR	LF	WF	NM	KG	MIID
RMPX	15	80	100.0	27°	**570-DDUNR/L-80-15X**	80.0	37.5	45.0	20.0	57.0	3.9	0.55	DNMG 15 06 08

R = Rechts, L = Links

Reserve onderdelen			
Onderlegplaat schroef	Onderlegplaat	Spankapset	Stelschroef
5513 020-02	5322 266-02	5412 028-021	5514 060-12

Ga voor de complete lijst van reserveonderdelen naar www.sandvik.coromant.com

A152 F2 H36 H2

T-Max® P kop voor trekkend draaien

Rigid clamp-ontwerp

CoroTurn® SL inwendige koelmiddeltoevoer

KAPR 93.0°





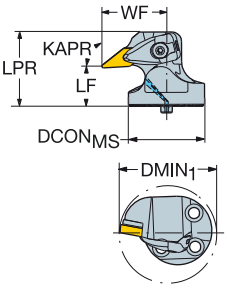

VNMG

							Afmetingen, mm							
		CZC_{MS}	$DMIN_1$	RMPX	CNSC	**Bestelnummer**	$DCON_{MS}$	LPR	LF	WF	BAR	NM	KG	MIID
	16	40	56.0	25°	1	**570-DVUNR/L-40-16X**	40.0	38.5	20.0	34.0	10	3.0	0.26	VNMG 16 04 08

RMPX

R = Rechts, L = Links

Reserve onderdelen			
Onderlegplaat schroef	Onderlegplaat	Spankapset	Pasbus
5513 020-09	5322 269-01	5412 028-061	5638 031-01

Ga voor de complete lijst van reserveonderdelen naar www.sandvik.coromant.com

A152 F2 H36 H5 H2

T-Max® P kop voor trekkend draaien

Rigid clamp-ontwerp

CoroTurn® SL snel wisselen

KAPR 93.0°





VNMG

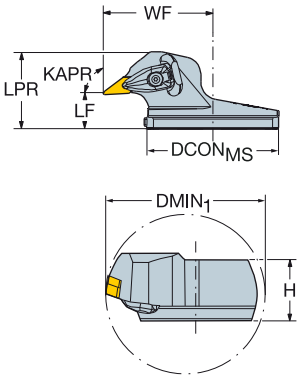

		Afmetingen, mm										
		CZC_{MS}	$DMIN_1$	RMPX	**Bestelnummer**	$DCON_{MS}$	H	LPR	LF	WF	NM	KG	MIID
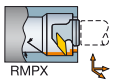 RMPX	16	80	100.0	30°	**570-DVUNR/L-80-16X**	80.0	37.5	45.0	20.0	64.0	3.0	0.55	VNMG 16 04 08

R = Rechts, L = Links

Reserve onderdelen			
Onderlegplaat schroef	Onderlegplaat	Spankapset	Stelschroef
5513 020-09	5322 269-01	5412 028-061	5514 060-12

Ga voor de complete lijst van reserveonderdelen naar www.sandvik.coromant.com

A152 F2 H36 H2

T-Max® en T-Max® S

Voor geavanceerde materiaalbewerking

Toepassing

- Langsdraaien
- Vlakdraaien
- Profieldraaien
- Voordraaien tot nadraaien

ISO toepassingsgebied:

K N S H



Voordelen en kenmerken

Productieve oplossing met wiper en Xcel technologieën
- Betrouwbaar en veilig bewerken, zelfs bij voorbewerkingstoepassingen
- Dubbelzijdige wisselplaten met sterke snijkanten
- Zekere en stijve opspanning en spankap

Opspanning

- T-Max® : Stijve klem, spankap
- T-Max® S: Spankap

Klemhouders

- Coromant Capto® klemhouder-units
- Schachtgereedschappen
- Kotterbaren
- CoroTurn® SL-koppen

Wisselplaten

- T-Max en T-max S opnames gebruiken beide T-Max-wisselplaten, zonder gaten.

Moderne snijmaterialen

Keramiek



CN.. A243 | DN.. A244 | RN.. A245 | RC/RP.. A246 | SN.. A247 | SP.. A248 | TN.. A249 | TP.. A249

Polykristallijn diamant (PCD)



SP.. A248 | TP.. A249



A262



A268



H35

SANDVIK Coromant

T-Max® wisselplaat voor draaien

C-stijl wisselplaat (rhombisch 80°)

Moderne snijmaterialen



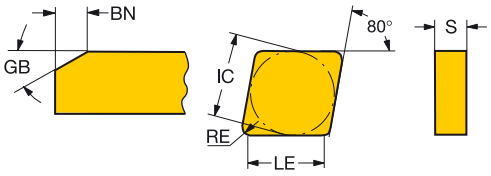

		LE	S	RE	GB	BN	ISO CODE	K			S					H	
								6190	650	7925	6060	6065	6160	650	670	650	670
Nabewerken	12	12.1	4.76	0.8	20°	0.10	CNGN120408T01020		★					☆	★	★	☆
		11.7	4.76	1.2	20°	0.25	CNGN120412S02520M			★							
		11.7	4.76	1.2	20°	0.10	CNGN120412T01020								★		★
		11.7	4.76	1.2	20°	0.25	CNGN120412T02520	★	☆					☆	★	★	☆
		11.3	4.76	1.6	20°	0.25	CNGN120416S02520M			★							
		11.3	4.76	1.6	20°	0.10	CNGN120416T01020		★					☆	★	★	☆
		11.7	7.94	1.2	20°	0.25	CNGN120712T02520	★	☆					★		★	
		11.3	7.94	1.6	20°	0.25	CNGN120716T02520	★									
	16	15.3	7.94	0.8	20°	0.10	CNGN160708T01020		★					★		★	
		14.9	7.94	1.2	20°	0.10	CNGN160712T01020		★					☆	★	★	☆
Middelmatig	12	12.1	7.94	0.8	20°	0.10	CNGN120708T01020		★					☆	★	★	☆
		11.7	7.94	1.2	20°	0.10	CNGN120712T01020		★		☆			☆	★	★	☆
		11.3	7.94	1.6	20°	0.10	CNGN120716T01020		★					☆	★	★	☆
		11.7	7.94	1.2			CNGN120712E					☆	★				

A262 A268 A278 A294 H36 H6 H3

T-Max® wisselplaat voor draaien

D-stijl wisselplaat (rhombisch 55°)

Moderne snijmaterialen



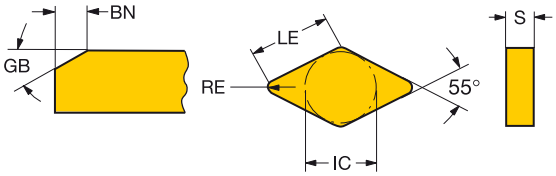

		LE	S	RE	GB	BN	ISO CODE	K 650	S 650	S 670	H 650	H 670
Nabewerken	15	14.7	4.76	0.8	20°	0.10	DNGN150408T01020	★	☆	★	★	☆
		14.3	4.76	1.2	20°	0.10	DNGN150412T01020			★		★
		14.7	7.94	0.8	20°	0.10	DNGN150708T01020	★	☆	★	★	☆
		14.3	7.94	1.2	20°	0.10	DNGN150712T01020	★	☆	★	★	☆
		13.9	7.94	1.6	20°	0.10	DNGN150716T01020	★	☆	★	★	☆

T-Max® wisselplaat voor draaien

R-type wisselplaat (rond)

Moderne snijmaterialen



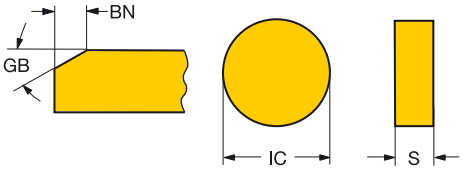

		S	RE	GB	BN	ISO CODE	K 6190	K 650	K 7925	S 6060	S 6065	S 6160	S 6220	S 6230	S 650	S 670	H 650	H 670
Nabewerken	06	3.18	3.0	20°	0.25	RNGN060300S02520M			★									
	09	3.18	4.8	20°	0.25	RNGN090300S02520M			★									
		3.18	4.8	20°	0.10	RNGN090300T01020		★							☆	★	★	☆
	12	3.18	6.4	20°	0.25	RNGN120300S02520M			★									
		4.76	6.4	20°	0.25	RNGN120400S02520M			★									
		4.76	6.4	20°	0.10	RNGN120400T01020		★							☆	★	★	☆
		4.76	6.4	20°	0.25	RNGN120400T02520	★											
		7.94	6.4	15°	1.50	RNGN120700K15015		★							★		★	
		7.94	6.4	20°	0.25	RNGN120700T02520	★	☆							★		★	
		7.94	6.4	15°	1.50	RNGN120700T15015		★							★		★	
	15	7.94	7.9	20°	0.10	RNGN150700T01020										★		★
		7.94	7.9	20°	0.25	RNGN150700T02520		★							★		★	
		7.94	7.9	15°	2.00	RNGN150700T20015		★							★		★	
	19	7.94	9.5	15°	2.00	RNGN190700K20015		★							☆	★	★	☆
		7.94	9.5	15°	2.00	RNGN190700T20015		★							★		★	
Middelmatig	09	3.18	4.8			RNGN090300E				★								
	12	7.94	6.4	20°	0.10	RNGN120700T01020		★		☆		☆	☆	☆	☆	★	★	☆
		4.76	6.4			RNGN120400E		★		★	☆				☆		★	
		7.94	6.4			RNGN120700E				☆	☆	☆	☆	☆		★		★
	19	7.94	9.5	20°	0.10	RNGN190700T01020										★		★
		7.94	9.5			RNGN190700E				★								

A262 A268 A278 A294 H36 H6 H3

T-Max® wisselplaat voor draaien

R-type wisselplaat (rond)

Moderne snijmaterialen



RCGX..K/T

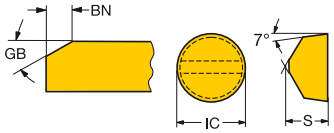

RPGN..S/T

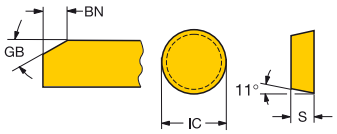

RPGX..S/T

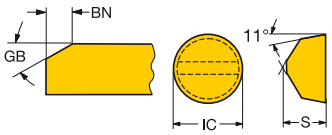

		S	RE	GB	BN	ISO CODE	K	S						H	
							650	6060	6065	6160	6220	6230	650	670	650	670
Nabewerken	09	7.94	4.8	15°	0.70	RCGX090700T07015	★						★		★	
		3.18	4.8	20°	0.10	RPGN090300T01020								★		★
	12	7.94	6.4	15°	1.50	RCGX120700K15015	★						★		★	
		7.94	6.4	20°	0.25	RCGX120700T02520	★						★		★	
		7.94	6.4	15°	1.50	RCGX120700T15015	★						★		★	
	15	10.00	7.9	15°	2.00	RCGX151000T20015	★						★		★	
	19	10.00	9.5	15°	2.00	RCGX191000K20015	★						★		★	
		10.00	9.5	15°	2.00	RCGX191000T20015	★						★		★	
Middelmatig	06	6.35	3.2	20°	0.10	RCGX060600T01020	★				☆	☆	☆	★	☆	★
		6.35	3.2			RCGX060600E	★	☆	☆	☆			☆	★	☆	★
		3.18	3.2			RPGN060300E		☆		★						
		4.76	3.2			RPGX060400E				★						
	09	7.94	4.8	20°	0.10	RCGX090700T01020	★	☆			☆	☆	☆	★	☆	★
		7.94	4.8	20°	0.10	RPGX090700T01020		☆			☆	☆		★		★
		7.94	4.8			RCGX090700E	★	☆	☆	☆			☆	★	☆	★
		3.18	4.8			RPGN090300E		☆		★						
		7.94	4.8			RPGX090700E		☆		★						
		7.94	4.8			RCMX 09 07 00-SM				★						
	12	7.94	6.4	20°	0.10	RCGX120700T01020	★	☆			☆	☆	☆	★	☆	★
		7.94	6.4	20°	0.10	RPGX120700T01020		☆			☆	☆		★		★
		7.94	6.4			RCGX120700E		☆	☆	☆				★		★
		4.76	6.4			RPGN120400E		☆		★						
		7.94	6.4			RPGX120700E		☆		★						

A262 A268 A278 A294 H36 H6 H3

SANDVIK Coromant

T-Max® wisselplaat voor draaien

S-type wisselplaat (vierkant)

Moderne snijmaterialen



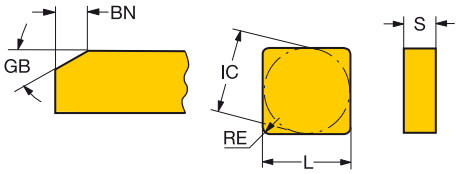

	LE	S	RE	GB	BN	ISO CODE	K 6190	K 650	K 7925	S 6060	S 6065	S 6160	S 650	S 670	H 650	H 670
Nabewerken	09	8.7	3.18	0.8	20°	0.10	SNGN090308T01020		★					☆	★	★	☆
		8.3	3.18	1.2	20°	0.25	SNGN090312S02520M			★							
		8.3	3.18	1.2	20°	0.10	SNGN090312T01020		★					★		★	
	12	11.1	4.76	1.6	20°	0.10	SNGN 12 04 16T01020		★					☆	★	★	☆
		11.9	4.76	0.8	20°	0.10	SNGN120408T01020		★					☆	★	★	☆
		11.9	4.76	0.8	20°	0.25	SNGN120408T02520	★									
		11.5	4.76	1.2	20°	0.25	SNGN120412S02520M			★							
		11.5	4.76	1.2	20°	0.10	SNGN120412T01020		★					☆	★	★	☆
		11.5	4.76	1.2	20°	0.25	SNGN120412T02520	★									
		11.1	4.76	1.6	20°	0.25	SNGN120416S02520M			★							
		11.1	4.76	1.6	20°	0.25	SNGN120416T02520	★									
		11.9	7.94	0.8	20°	0.10	SNGN120708T01020		★					☆	★	★	☆
		11.5	7.94	1.2	20°	0.25	SNGN120712T02520	★	☆					★		★	
		11.1	7.94	1.6	15°	1.50	SNGN120716K15015		★					★		★	
		11.1	7.94	1.6	20°	0.10	SNGN120716T01020		★					☆	★	★	☆
		11.1	7.94	1.6	20°	0.25	SNGN120716T02520	★									
		11.1	7.94	1.6	15°	1.50	SNGN120716T15015		★					★		★	
		11.5	4.76	1.2			SNGN120412E				★						
	15	15.1	7.94	0.8	20°	0.10	SNGN150708T01020		★					★		★	
		14.7	7.94	1.2	20°	0.10	SNGN150712T01020								★		★
		14.3	7.94	1.6	20°	0.10	SNGN150716T01020		★					☆	★	★	☆
		14.3	7.94	1.6	20°	0.25	SNGN150716T02520	★									
	19	17.5	7.94	1.6	20°	0.10	SNGN190716T01020		★					★		★	
		16.7	7.94	2.4	20°	0.10	SNGN190724T01020		★					☆	★	★	☆
Middelmatig	12	11.5	7.94	1.2	20°	0.10	SNGN120712T01020		★		☆			☆	★	★	☆
		11.5	7.94	1.2			SNGN120712E				☆		★				
		11.1	7.94	1.6			SNGN120716E						★				
	19	17.4	7.94	1.6			SNGN190716E						★				
		16.7	7.94	2.4			SNGN190724E				☆		★				

A262 A268 A278 A294 H36 H6 H3

T-Max® wisselplaat voor draaien

S-type wisselplaat (vierkant)

Moderne snijmaterialen



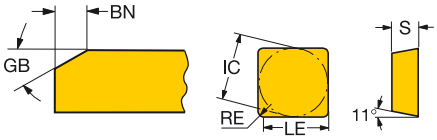

		LE	S	RE	GB	BN	ISO CODE	K 650	S 650	H 650
Nabewerken	12	11.9	4.76	0.8	20°	0.10	SPGN120408T01020	★	★	★



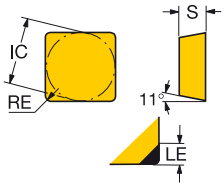

		LE	S	RE	ISO CODE	N CD10
Nabewerken	12	4.6	3.18	0.4	SPUN120304FP	★

A262 A268 A278 A294 H36 H6 H3

SANDVIK Coromant

T-Max® wisselplaat voor draaien

T-stijl wisselplaat (driehoekig)

Moderne snijmaterialen



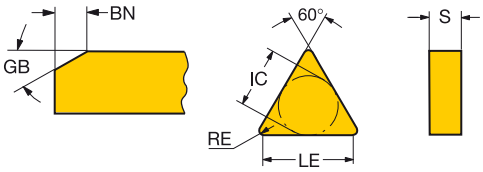

		LE	S	RE	GB	BN	ISO CODE	K	S		H	
								650	650	670	650	670
Nabewerken	11	10.2	3.18	0.79	20°	0.10	TNGN110308T01020	★	★		★	
	16	15.7	4.76	0.79	20°	0.10	TNGN160408T01020	★	☆	★	★	☆
		15.3	4.76	1.19	20°	0.10	TNGN160412T01020			★		★
		15.7	7.94	0.79	20°	0.10	TNGN160708T01020	★	★		★	
		15.3	7.94	1.19	20°	0.10	TNGN160712T01020	★	★		★	
	22	21.2	4.76	0.79	20°	0.10	TNGN220408T01020			★		★



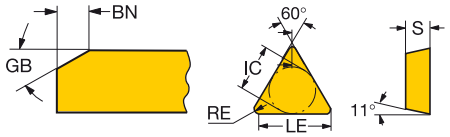

		LE	S	RE	GB	BN	ISO CODE	K	S		H	
								650	650	670	650	670
Nabewerken	11	10.6	3.18	0.4	20°	0.10	TPGN110304T01020	★	★		★	
		10.2	3.18	0.8	20°	0.10	TPGN110308T01020	★	☆	★	★	☆
	16	16.1	3.18	0.4	20°	0.10	TPGN160304T01020	★	★		★	
		15.7	3.18	0.8	20°	0.10	TPGN160308T01020	★	☆	★	★	☆
		15.3	3.18	1.2	20°	0.10	TPGN160312T01020	★	☆	★	★	☆



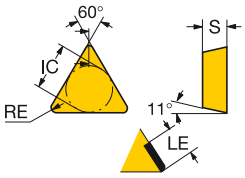

		LE	S	RE	ISO CODE	N
						CD10
Nabewerken	11	2.7	3.18	0.4	TPUN110304FP	★
	16	7.4	3.18	0.4	TPUN160304FLP	★
		2.7	3.18	0.4	TPUN160304FP	★
		7.4	3.18	0.4	TPUN160304FRP	★

A262 A268 A278 A294 H36 H6 H3

T-Max® wisselplaat voor groefsteken



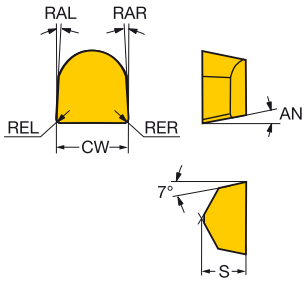

	SSC	CW	REL	RER	Bestelcode	S 6160	AN	CWTOLL	CWTOLU
Middelmatig	06	6.35	0.79	0.79	CSGX060608E	★	11°	-0.025	0.025
	09	9.53	0.79	0.79	CSGX090708E	★	11°	-0.025	0.025
	12	12.70	0.79	0.79	CSGX120708E	★	11°	-0.025	0.025

Afmetingen, mm

SSC = Moet corresponderen met SSC op houder.

A278 H36

T-Max® schachtgereedschap voor draaien

Rigid clamp-ontwerp voor keramische wisselplaten





CNG

KAPR

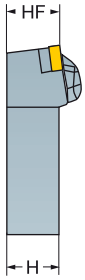

CCBNR/L
75.0°

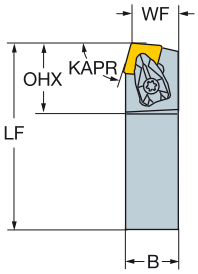

CCLNR/L
95.0°

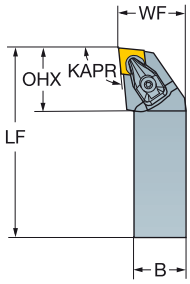

		CZC$_{MS}$	OHX	Bestelnummer	Afmetingen, mm B	H	LF	WF	HF	NM	KG	MIID
	12	25 x 25	34.6	**CCBNR/L 2525M 12-4**	25.0	25.0	150.0	22.0	25.0	3.0	0.42	CNGN 12 07 08
		32 x 25	34.6	**CCBNR/L 3225P 12-4**	25.0	32.0	170.0	22.0	32.0	3.0	1.02	CNGN 12 07 08
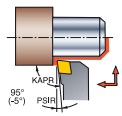	12	25 x 25	32.0	**CCLNR/L 2525M 12-4**	25.0	25.0	150.0	32.0	25.0	3.0	0.79	CNGN 12 07 08
		32 x 25	32.0	**CCLNR/L 3225P 12-4**	25.0	32.0	170.0	32.0	32.0	3.0	1.12	CNGN 12 07 08
	16	32 x 32	39.0	**CCLNR/L 3232P 16-4**	32.0	32.0	170.0	40.0	32.0	6.4	1.14	CNGN 16 07 12

Bij gebruik van wisselplaten met dikte 4.76 mm moeten optionele onderlegplaten worden besteld.

R = Rechts, L = Links

		Reserve onderdelen		
	CZC$_{MS}$	Onderlegplaat	Onderlegplaat schroef	Spankapset
12	25 x 25-32 x 25	5322 234-02	5513 020-02	5412 034-021
16	32 x 32	5322 234-04	5513 020-07	5412 034-031

Ga voor de complete lijst van reserveonderdelen naar www.sandvik.coromant.com


A243


F2


E1



H36



H10

T-Max® schachtgereedschap voor draaien

Rigid clamp-ontwerp voor keramische wisselplaten



KAPR

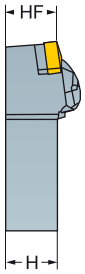

CDJNR/L
93.0°

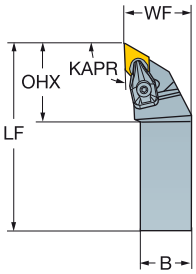

CDNNR/L
62.5°

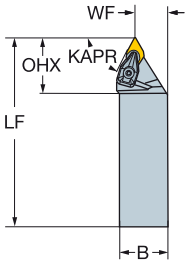

DNG

		CZC_{MS}	RMPX	OHX	Bestelnummer	Afmetingen, mm B	H	LF	WF	HF	NM	KG	MIID
	15	25 x 25	27°	39.4	**CDJNR/L 2525M 15-4**	25.0	25.0	150.0	32.0	25.0	3.9	0.62	DNGN 15 07 08
		32 x 25	27°	39.4	**CDJNR/L 3225P 15-4**	25.0	32.0	170.0	32.0	32.0	3.9	1.11	DNGN 15 07 08
		32 x 32	27°	39.4	**CDJNR/L 3232P 15-4**	32.0	32.0	170.0	40.0	32.0	3.9	1.36	DNGN 15 07 08
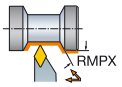	15	32 x 25	57°	41.2	**CDNNR/L 3225P 15-4**	25.0	32.0	170.0	13.0	32.0	3.9	1.05	DNGN 15 07 08

Bij gebruik van wisselplaten met dikte 4.76 mm moeten optionele onderlegplaten worden besteld.

R = Rechts, L = Links

Reserve onderdelen		
Onderlegplaat	Onderlegplaat schroef	Spankapset
5322 266-03	5513 020-02	5412 034-021

Ga voor de complete lijst van reserveonderdelen naar www.sandvik.coromant.com

A243 F2 E1 H36 H10

SANDVIK Coromant

T-Max® schachtgereedschap voor draaien

Rigid clamp-ontwerp voor keramische wisselplaten







RCGX
RPGX

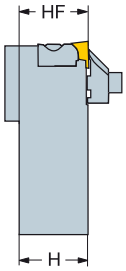

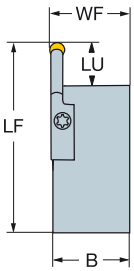

		CZC$_{MS}$	LU	RMPX	OHX	Bestelnummer	Afmetingen, mm B	H	LF	WF	HF	NM	KG	MIID
	06	32 x 36	19.4	90°	50.0	**R/L176.9-3236-06**	36.0	32.0	170.0	36.6	32.0	5.0	1.44	RCGX 06 06 00

Bij gebruik van wisselplaten met dikte 4.76 mm moeten optionele onderlegplaten worden besteld.

R = Rechts, L = Links

Reserve onderdelen			
Klem	Spanschroef	Onderlegblok	Zittingschroef
5412 110-02	3212 036-506	5321 066-01	3212 010-157

Ga voor de complete lijst van reserveonderdelen naar www.sandvik.coromant.com


A243


F2


E1



H36



H10

SANDVIK Coromant

T-Max® schachtgereedschap voor draaien

Spankaptype voor keramische wisselplaten





RCGX
RPGX

CRDCN

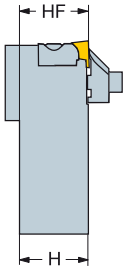

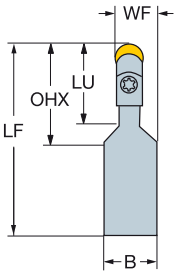

CRDCR/L

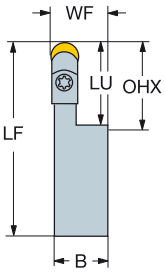

		CZC_{MS}	LU	RMPX	OHX	Bestelnummer	Afmetingen, mm B	H	LF	WF	HF	NM	KG	MIID
	06	32 x 25	19.4	90°	170.0	**CRDCN 3225P 06-A**	25.0	32.0	170.0	15.6	32.0	5.0	1.01	RCGX 06 06 00
	09	32 x 25	29.0	90°	29.0	**CRDCN 3225P 09-A**	25.0	32.0	170.0	17.2	32.0	7.5	0.98	RCGX 09 07 00
	12	32 x 25	38.5	90°	38.5	**CRDCN 3225P 12-A**	25.0	32.0	170.0	18.8	32.0	7.5	1.00	RCGX 12 07 00
	09	32 x 25	29.5	90°	29.5	**CRDCR/L 3225P 09-A**	25.0	32.0	170.0	25.8	32.0	7.5	1.00	RCGX 09 07 00
	12	32 x 25	38.5	90°	38.5	**CRDCR/L 3225P 12-A**	25.0	32.0	170.0	25.9	32.0	7.5	0.98	RCGX 12 07 00

N = Neutraal, R = Rechts, L = Links

		Reserve onderdelen			
CZC_{MS}		Klem	Spanschroef	Onderlegblok	Zittingschroef
06	32 x 25	5412 105-01	3212 036-504	5321 066-01	3212 010-157
09	32 x 25	5412 100-01	3212 035-452	5321 065-01	3212 106-352
12	32 x 25	5412 100-02	3212 036-504	5321 065-02	3212 105-453

Ga voor de complete lijst van reserveonderdelen naar www.sandvik.coromant.com

A243 F2 E1 H36 H10

T-Max® schachtgereedschap voor draaien

Spankaptype voor keramische wisselplaten



RNG

CRSNR/L

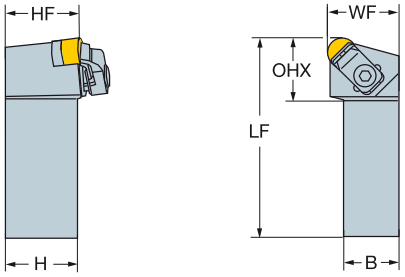

CRDNN

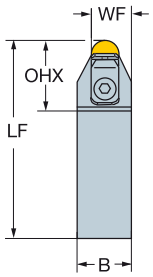

						Afmetingen, mm							
		CZC_{MS}	RMPX	OHX	Bestelnummer	B	H	LF	WF	HF	NM	KG	MIID
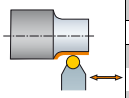	06	25 x 25	0°	29.0	CRDNN 2525M 06-ID	25.0	25.0	151.0	15.7	25.0	7.5	0.78	RNGN 06 03 00
	09	25 x 25	0°	30.0	CRDNN 2525M 09-ID	25.0	25.0	150.0	17.3	25.0	7.5	0.73	RNGN 09 03 00
	12	25 x 25	0°	32.0	CRDNN 2525M 12-ID	25.0	25.0	150.0	18.8	25.0	7.5	0.70	RNGN 12 07 00
		32 x 25	0°	36.4	CRDNN 3225P 1203-ID	25.0	32.0	170.0	32.0	32.0	7.5	1.06	RNGN 12 03 00
		32 x 25	0°	32.0	CRDNN 3225P 12-ID	25.0	32.0	170.0	18.8	32.0	7.5	1.06	RNGN 12 07 00
	15	32 x 32	0°	35.0	CRDNN 3232P 15-ID	32.0	32.0	170.0	23.9	32.0	7.5	1.30	RNGN 15 07 00
	19	32 x 32	0°	38.0	CRDNN 3232P 19-ID	32.0	32.0	170.0	25.5	32.0	7.5	1.32	RNGN 19 07 00
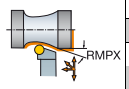	06	25 x 25	0°	26.7	CRSNR/L 2525M 06-ID	25.0	25.0	151.0	32.2	25.0	7.5	0.78	RNGN 06 03 00
	09	25 x 25	12°	28.0	CRSNR/L 2525M 09-ID	25.0	25.0	150.0	32.0	25.0	7.5	0.80	RNGN 09 03 00
	12	25 x 25	12°	28.0	CRSNR/L 2525M 12-ID	25.0	25.0	150.0	32.0	25.0	7.5	0.79	RNGN 12 07 00
		32 x 25	0°	30.7	CRSNR/L 3225P 1203-ID	25.0	32.0	170.0	32.0	32.0	7.5	1.10	RNGN 12 03 00
		32 x 25	12°	28.0	CRSNR/L 3225P 12-ID	25.0	32.0	170.0	32.0	32.0	7.5	1.14	RNGN 12 07 00
	15	32 x 32	12°	30.0	CRSNR/L 3232P 15-ID	32.0	32.0	170.0	40.0	32.0	7.5	1.41	RNGN 15 07 00
	19	32 x 32	12°	32.0	CRSNR/L 3232P 19-ID	32.0	32.0	170.0	40.0	32.0	7.5	1.42	RNGN 19 07 00

Bij gebruik van wisselplaten met dikte 4.76 mm moeten optionele onderlegplaten worden besteld.

N = Neutraal, R = Rechts, L = Links

		Reserve onderdelen			
	CZC_{MS}	Klem	Drukplaat	Onderlegplaat	Onderlegplaat schroef
06	25 x 25	5412 125-03	5192 020-02	5322 141-06	5512 031-15
09	25 x 25	5412 127-01		5321 215-01	3212 100-206
12	25 x 25-32 x 25	5412 125-01	5192 020-01	5322 141-01	5513 013-02
15	32 x 32	5412 125-01	5192 020-01	5321 215-02	3212 100-206
19	32 x 32	5412 125-01	5192 020-01	5321 215-03	3212 100-257

Ga voor de complete lijst van reserveonderdelen naar www.sandvik.coromant.com

A243 F2 E1 H36 H10

T-Max® schachtgereedschap voor draaien

Rigid clamp-ontwerp voor keramische wisselplaten



KAPR

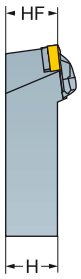

CSBNR/L-4
75.0°

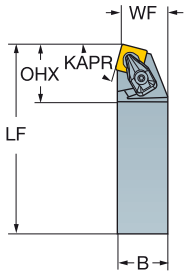

CSDNN
45.0°

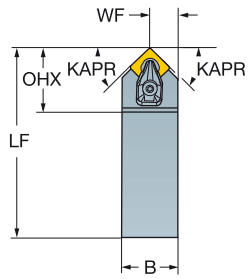

CSRNR/L
75.0°

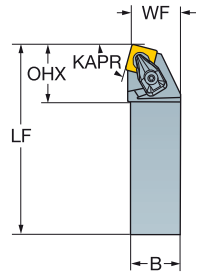

SNG

						Afmetingen, mm							
		CZC_{MS}	RMPX	OHX	Bestelnummer	B	H	LF	WF	HF	NM	KG	MIID
	12	25 x 25	10°	34.3	CSBNR/L 2525M 12-4	25.0	25.0	150.0	22.0	25.0	3.9	0.70	SNGN 12 07 08
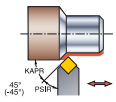	12	25 x 25	40°	36.5	CSDNN 2525M 12-4	25.0	25.0	150.0	12.8	25.0	3.9	0.70	SNGN 12 07 08
		32 x 25	40°	36.5	CSDNN 3225P 12-4	25.0	32.0	170.0	12.8	32.0	3.9	1.07	SNGN 12 07 08
	12	25 x 25	10°	34.3	CSRNR/L 2525M 12-4	25.0	25.0	150.0	27.0	25.0	3.9	0.72	SNGN 12 07 08
		32 x 25	10°	34.3	CSRNR/L 3225P 12-4	25.0	32.0	170.0	27.0	32.0	3.9	1.10	SNGN 12 07 08
	15	32 x 25	10°	41.7	CSRNR/L 3225P 15-4	25.0	32.0	170.0	27.0	32.0	6.4	1.17	SNGN 15 07 12
	19	32 x 32	10°	40.0	CSRNR/L 3232P 19-IC	32.0	32.0	170.0	35.0	32.0	7.5	1.42	SNGN 19 07 12
	09	25 x 25	10°	32.0	CSRNR 2525M 09-ID	25.0	25.0	150.0	27.0	25.0	5.0	0.77	SNGN 09 03 08

Bij gebruik van wisselplaten met dikte 4.76 mm moeten optionele onderlegplaten worden besteld.

N = Neutraal, R = Rechts, L = Links

	Reserve onderdelen		
	Onderlegplaat	Onderlegplaat schroef	Spankapset
09	5322 425-02	5513 020-02	5412 034-021
12	5322 425-01	3212 100-206	5412 127-01
15	5322 425-05	5513 020-07	5412 034-031
19	5321 215-03	3212 100-257	5412 125-01

Ga voor de complete lijst van reserveonderdelen naar www.sandvik.coromant.com

A243 F2 E1 H36 H10

SANDVIK Coromant

T-Max® schachtgereedschap voor draaien

Rigid clamp-ontwerp voor keramische wisselplaten





SNG

KAPR

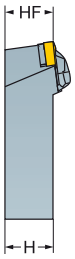

CSKNR/L
75.0°

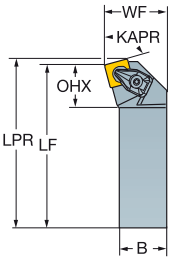

CSSNR/L
45.0°

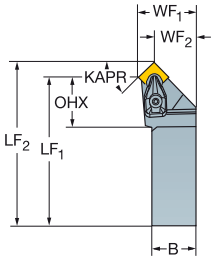

		CZC$_{MS}$	RMPX	OHX	Bestelnummer	Afmetingen, mm B	H	LPR	LF	WF	HF	NM	KG	MIID
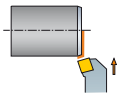	12	25 x 25	10°	23.6	**CSKNR/L 2525M 12-4**	25.0	25.0	153.1	150.0	32.0	25.0	3.9	0.80	SNGN 12 07 08
	12	25 x 25	0°	27.3	**CSSNR/L 2525M 12-4**	25.0	25.0	158.3	150.0	32.0	25.0	3.9	0.86	SNGN 12 07 08
		32 x 25	0°	27.4	**CSSNR/L 3225P 12-4**	25.0	32.0	178.3	170.0	32.0	32.0	3.9	1.06	SNGN 12 07 08

Bij gebruik van wisselplaten met dikte 4.76 mm moeten optionele onderlegplaten worden besteld.

R = Rechts, L = Links

		Reserve onderdelen		
	CZC$_{MS}$	Onderlegplaat	Onderlegplaat schroef	Spankapset
12	25 x 25-32 x 25	5322 425-02	5513 020-02	5412 034-021

Ga voor de complete lijst van reserveonderdelen naar www.sandvik.coromant.com


A243


F2


E1



H36



H10

T-Max® schachtgereedschap voor draaien

Rigid clamp-ontwerp voor keramische wisselplaten



KAPR 91.0°

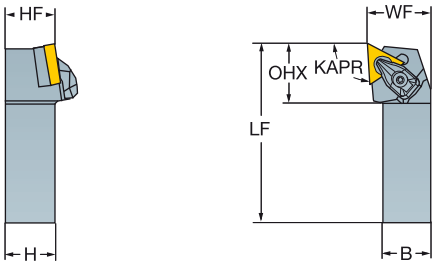

TNG

					Afmetingen, mm							
		CZC_{MS}	OHX	**Bestelnummer**	B	H	LF	WF	HF	NM	KG	MIID
	16	25 x 25	20.0	**CTGNR/L 2525M 16-ID**	25.0	25.0	150.0	32.0	25.0	7.5	0.80	TNGN 16 07 08

Bij gebruik van wisselplaten met dikte 4.76 mm moeten optionele onderlegplaten worden besteld.

R = Rechts, L = Links

		Reserve onderdelen			
	CZC_{MS}	Klem	Drukplaat	Onderlegplaat	Onderlegplaat schroef
16	25 x 25	5412 125-01	5192 020-01	5322 329-01	5513 013-01

Ga voor de complete lijst van reserveonderdelen naar www.sandvik.coromant.com


A243


F2


E1



H36



H10

SANDVIK Coromant

T-Max® kop voor draaien

Spankaptype voor keramische wisselplaten

CoroTurn® SL70 - Inwendige koelmiddeltoevoer







RCGX
RPGX

SL70-CRSCR/L

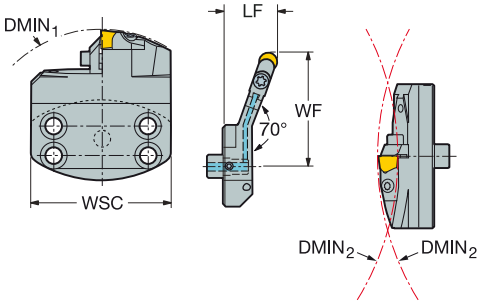

SL70-CRDCR/L

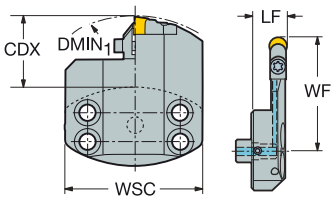

		CZC$_{MS}$	CDX	DMIN$_1$	DMIN$_2$	DAXIN	APMX	RMPX	CNSC	Bestelnummer	Afmetingen, mm LF	WF	WSC	BAR	NM	KG	MIID
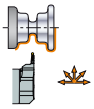	09	70	18.0	125.0		251.0			1	SL70-CRDCR/L-18-09V	18.0	39.0	70.0	30	7.5	0.32	RCGX 09 07 00
		70	35.0	125.0		251.0			1	SL70-CRDCR/L-35-09V	18.0	56.0	70.0	30	7.5	0.38	RCGX 09 07 00
		70	50.0	125.0		481.0			1	SL70-CRDCR/L-50-09V	16.5	71.0	70.0	30	7.5	0.42	RCGX 09 07 00
	12	70	35.0	180.0		244.6			1	SL70-CRDCR/L-35-12V	18.0	56.0	70.0	30	7.5	0.40	RCGX 12 07 00
		70	50.0	180.0		244.6			1	SL70-CRDCR/L-50-12V	18.0	71.0	70.0	30	7.5	0.48	RCGX 12 07 00
		70	75.0	180.0		294.6			1	SL70-CRDCR/L-75-12V	18.0	96.0	70.0	30	7.5	0.60	RCGX 12 07 00
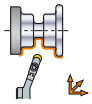	09	70		130.0	270.0		4.0	70°	1	SL70-CRSCR/L-35-09V	26.7	55.0	70.0	30		0.37	RCGX 09 07 00

R = Rechts, L = Links

	Reserve onderdelen				
Bestelnummer	Klem	Spanschroef	Onderlegblok	Zittingschroef	Geleidebus
SL70-CRDCR/L-18-09V	5412 101-01	3212 035-452	5321 067-01	5512 031-08	5552 058-04
SL70-CRDCR/L-35-09V	5412 101-01	3212 035-452	5321 067-01	5512 031-08	5552 058-04
SL70-CRDCR/L-50-09V	5412 101-01	3212 035-452	5321 067-01	5512 031-08	5552 058-04
SL70-CRSCR/L-35-09V	5412 101-01	3212 035-452	5321 067-01	5512 031-08	5552 058-04
SL70-CRDCR/L-35-12V	5412 101-02	3212 106-504	5321 067-02	3212 105-453	5552 058-04
SL70-CRDCR/L-50-12V	5412 101-02	3212 106-504	5321 067-02	3212 105-453	5552 058-04
SL70-CRDCR/L-75-12V	5412 101-02	3212 106-504	5321 067-02	3212 105-453	5552 058-04

Ga voor de complete lijst van reserveonderdelen naar www.sandvik.coromant.com


A243


F2



H36



H5


H2

T-Max® S schachtgereedschap voor draaien

Spankaptype voor keramische wisselplaten



KAPR

CSBPR/L
75.0°

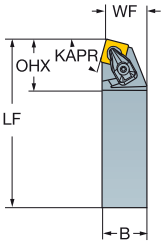

CSDPN
45.0°

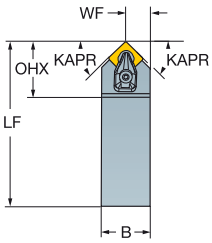

CSDPR/L
45.0°

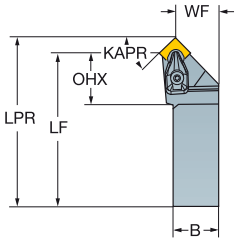

CSKPR/L
75.0°

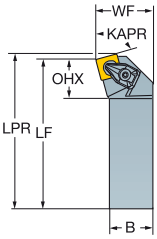



SPU

						Afmetingen, mm								
		CZC_{MS}	RMPX	OHX	Bestelnummer	B	H	LPR	LF	WF	HF	NM	KG	MIID
	12	20 x 20	10°	30.1	CSBPL 2020K 12	20.0	20.0		125.0	17.0	20.0	5.0	0.40	SPUN 12 03 08
		25 x 25	10°	30.1	CSBPR/L 2525M 12	25.0	25.0		150.0	22.0	25.0	5.0	0.73	SPUN 12 03 08
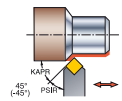	12	20 x 20	40°	29.0	CSDPN 2020K 12	20.0	20.0		125.0	10.3	20.0	5.0	0.39	SPUN 12 03 08
		25 x 25	40°	29.0	CSDPN 2525M 12	25.0	25.0		150.0	12.8	25.0	5.0	0.72	SPUN 12 03 08
	12	20 x 20	0°	18.7	CSDPR 2020K 12	20.0	20.0	125.0	116.7	22.0	20.0	5.0	0.35	SPUN 12 03 08
		25 x 25	0°	18.7	CSDPR/L 2525M 12	25.0	25.0	150.0	141.7	27.0	25.0	5.0	0.72	SPUN 12 03 08
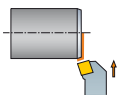	12	25 x 25	10°	22.4	CSKPR 2525M 12	25.0	25.0	153.1	150.0	32.0	25.0	5.0	0.75	SPUN 12 03 08

Ga voor reserveonderdelen naar www.sandvik.coromant.com

N = Neutraal, R = Rechts, L = Links


A243


F2


E1



H36



H10

SANDVIK Coromant

T-Max® S schachtgereedschap voor draaien

Spankaptype voor keramische wisselplaten

KAPR

CTDPR/L
45.0°

CTFPR/L
91.0°

CTGPR/L
91.0°

CTTPR/L
60.0°



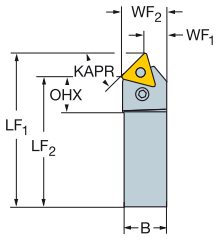

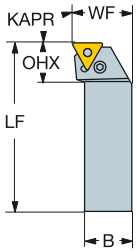

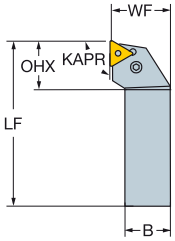

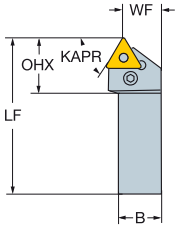



TPU

						Afmetingen, mm								
		CZC_{MS}	RMPX	OHX	Bestelnummer	B	H	LPR	LF	WF	HF	NM	KG	MIID
	16	20 x 20	35°	30.2	CTDPR 2020K 16	20.0	20.0	125.0	125.0	11.8	20.0	5.0	0.40	TPUN 16 03 08
		25 x 25	35°	22.9	CTDPR/L 2525M 16	25.0	25.0	150.0	150.0	16.8	25.0	5.0	0.72	TPUN 16 03 08
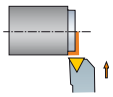	11	20 x 20	0°	18.5	CTFPR 2020K 11	20.0	20.0		125.0	25.0	20.0	3.5	0.40	TPUN 11 03 04
	16	20 x 20	0°	20.0	CTFPR/L 2020K 16	20.0	20.0		125.0	25.0	20.0	5.0	0.42	TPUN 16 03 08
		25 x 25	0°	20.0	CTFPR/L 2525M 16	25.0	25.0		150.0	32.0	25.0	5.0	0.75	TPUN 16 03 08
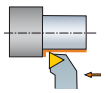	11	20 x 20	0°	21.0	CTGPR/L 2020K 11	20.0	20.0		125.0	25.0	20.0	3.5	0.40	TPUN 11 03 04
		25 x 25	0°	22.0	CTGPL 2525M 11-ID	25.0	25.0		150.0	32.0	25.0	3.5	0.80	TPGN 11 03 04
	16	20 x 20	0°	25.1	CTGPR/L 2020K 16	20.0	20.0		125.0	25.0	20.0	5.0	0.42	TPUN 16 03 08
		25 x 25	0°	25.1	CTGPR/L 2525M 16	25.0	25.0		150.0	32.0	25.0	5.0	0.74	TPUN 16 03 08
		32 x 25	0°	22.0	CTGPR 3225P 16-ID	25.0	32.0		170.0	32.0	32.0	5.0	1.13	TPGN 16 03 08
	16	20 x 20	30°	30.2	CTTPR/L 2020K 16	20.0	20.0		125.0	17.0	20.0	5.0	0.40	TPUN 16 03 08
		25 x 25	30°	39.6	CTTPR/L 2525M 16	25.0	25.0		150.0	22.0	25.0	5.0	0.73	TPUN 16 03 08

Ga voor reserveonderdelen naar www.sandvik.coromant.com

R = Rechts, L = Links


A243


F2


E1



H36



H10

T-Max® snij-unit voor draaien

Rigid clamp-ontwerp voor keramische wisselplaten

Coromant Capto® - inwendige koelmiddeltoevoer



CNG

KAPR

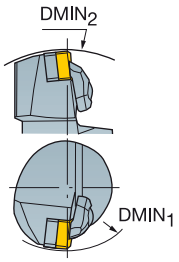

Cx-CCRNR/L
75.0°

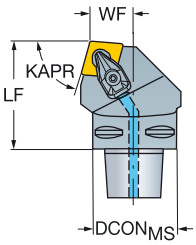

Cx-CCLNR/L
95.0°

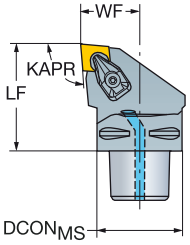

		CZC$_{MS}$	DMIN$_1$	DMIN$_2$	CNSC	Bestelnummer	Afmetingen, mm DCON$_{MS}$	LF	WF	BAR	NM	KG	MIID
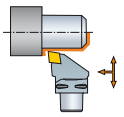	12	C4	110.0	140.0	3	**C4-CCLNR/L-27050-12-4**	40.0	50.0	27.0	10	3.0	0.45	CNGN 12 07 08
		C5	110.0	165.0	3	**C5-CCLNR/L-35060-12-4**	50.0	60.0	35.0	10	3.0	0.80	CNGN 12 07 08
		C6	110.0	190.0	3	**C6-CCLNR/L-45065-12-4**	63.0	65.0	45.0	10	3.0	1.33	CNGN 12 07 08
	16	C5	125.0	165.0	3	**C5-CCLNR/L-35060-16-4**	50.0	60.0	35.0	10	6.4	0.85	CNGN 16 07 12
		C6	125.0	190.0	3	**C6-CCLNR/L-45065-16-4**	63.0	65.0	45.0	10	6.4	1.36	CNGN 16 07 12
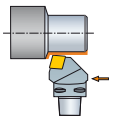	12	C4		140.0	3	**C4-CCRNR/L-22050-12-4**	40.0	50.0	22.0	10	3.0	0.44	CNGN 12 07 08
		C5		165.0	3	**C5-CCRNR/L-27060-12-4**	50.0	60.0	27.0	10	3.0	0.75	CNGN 12 07 08

Bij gebruik van wisselplaten met dikte 4.76 mm moeten optionele onderlegplaten worden besteld.

R = Rechts, L = Links

		Reserve onderdelen			
	CZC$_{MS}$	Onderlegplaat	Onderlegplaat schroef	Spankapset	Spuitmond
12	C4-C6	5322 234-02	5513 020-02	5412 034-021	5691 045-01
16	C5-C6	5322 234-04	5513 020-07	5412 034-031	5691 045-01

Ga voor de complete lijst van reserveonderdelen naar www.sandvik.coromant.com

A243 F2 E1 G1 H36 H10 H5

SANDVIK Coromant

T-Max® snij-unit voor draaien

Rigid clamp-ontwerp voor keramische wisselplaten

Coromant Capto® - inwendige koelmiddeltoevoer



KAPR

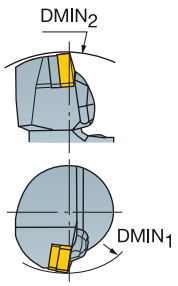

93.0°

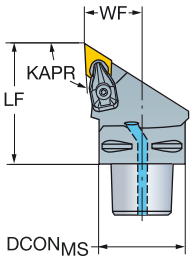

DNG

								Afmetingen, mm						
		CZC_{MS}	$DMIN_1$	$DMIN_2$	RMPX	CNSC	**Bestelnummer**	$DCON_{MS}$	LF	WF	BAR	NM	KG	MIID
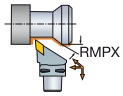	15	C5	110.0	165.0	27°	3	**C5-CDJNR/L-35060-15-4**	50.0	60.0	35.0	10	3.9	0.73	DNGN 15 07 08
		C6	110.0	190.0	27°	3	**C6-CDJNR/L-45065-15-4**	63.0	65.0	45.0	10	3.9	1.20	DNGN 15 07 08

R = Rechts, L = Links

Bij gebruik van wisselplaten met dikte 4.76 mm moeten optionele onderlegplaten worden besteld.

Reserve onderdelen			
Onderlegplaat	Onderlegplaat schroef	Spankapset	Spuitmond
5322 266-03	5513 020-02	5412 034-021	5691 045-01

Ga voor de complete lijst van reserveonderdelen naar www.sandvik.coromant.com


A243


F2


E1


G1



H36



H10



H5

T-Max® snij-unit voor draaien

Spankaptype voor keramische wisselplaten

Coromant Capto® - inwendige koelmiddeltoevoer



Cx-CRDCN

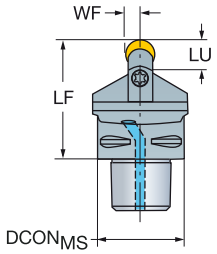

Cx-CRSCR/L

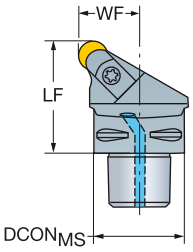





RCGX
RPGX

		CZC$_{MS}$	LU	RMPX	CNSC	Bestelnummer	Afmetingen, mm DCON$_{MS}$	LF	WF	BAR	NM	KG	MIID
	09	C5	29.0	90°	3	C5-CRDCN-00060-09AV	50.0	60.0	4.8	10	7.5	0.58	RCGX 09 07 00
	12	C5	38.0	90°	3	C5-CRDCN-00060-12AV	50.0	60.0	6.4	10	7.5	0.60	RCGX 12 07 00
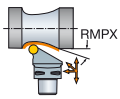	09	C5		12°	3	C5-CRSCR/L-35060-09V	50.0	60.0	35.0	10	7.5	0.70	RCGX 09 07 00
	12	C5		12°	3	C5-CRSCR/L-35060-12V	50.0	60.0	35.0	10	7.5	0.78	RCGX 12 07 00

N = Neutraal, R = Rechts, L = Links

		Reserve onderdelen				
CZC$_{MS}$		Klem	Spanschroef	Onderlegblok	Zittingschroef	Spuitmond
09	C5	5412 100-01	3212 035-452	5321 065-01	3212 106-352	5691 029-02
12	C5	5412 100-02	3212 036-504	5321 065-02	3212 105-453	5691 029-02

Ga voor de complete lijst van reserveonderdelen naar www.sandvik.coromant.com

A243 F2 E1 G1 H36 H10 H5

SANDVIK Coromant

T-Max® snij-unit voor draaien

Spankaptype voor keramische wisselplaten

Coromant Capto® - inwendige koelmiddeltoevoer





RNGA
RNGN

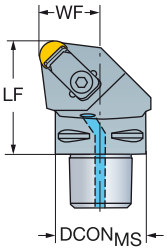

		CZC$_{MS}$	RMPX	CNSC	Bestelnummer	Afmetingen, mm DCON$_{MS}$	LF	WF	BAR	NM	KG	MIID
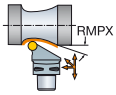	09	C3	7°	3	**C3-CRSNR/L-22040-09ID**	32.0	40.0	22.0	10	7.5	0.26	RNGN 09 03 00
		C4	0°	3	**C4-CRSNR/L-27050-09ID**	40.0	50.0	27.0	10	7.5	0.45	RNGN 09 03 00
		C5	0°	3	**C5-CRSNR/L-35060-09ID**	50.0	60.0	35.0	10	7.5	0.79	RNGN 09 03 00
		C6	0°	3	**C6-CRSNR/L-45065-09ID**	63.0	65.0	45.0	10	7.5	1.31	RNGN 09 03 00
	12	C4	7°	3	**C4-CRSNR/L-27050-12ID**	40.0	50.0	27.0	10	7.5	0.49	RNGN 12 07 00
		C5	0°	3	**C5-CRSNR/L35060-1203ID**	50.0	60.0	35.0	10	7.5	0.79	RNGN 12 03 00
		C5	7°	3	**C5-CRSNR/L-35060-12ID**	50.0	60.0	35.0	10	7.5	0.91	RNGN 12 07 00
		C6	0°	3	**C6-CRSNR/L45065-1203ID**	63.0	65.0	45.0	10	7.5	1.32	RNGN 12 03 00
		C6	7°	3	**C6-CRSNR/L-45065-12ID**	63.0	65.0	45.0	10	7.5	1.56	RNGN 12 07 00
		C4	0°	3	**C4-CRSNR/L27050-1203ID**	40.0	50.0	27.0	10	7.5	0.45	RNGN 12 03 00

R = Rechts, L = Links

		Reserve onderdelen				
	CZC$_{MS}$	Klem	Drukplaat	Onderlegplaat	Onderlegplaat schroef	Spuitmond
09	C3	5412 127-01		5321 215-01	3212 100-206	5691 029-01
09	C4-C6	5412 125-04	5192 020-03	5322 141-07	5512 031-16	
12	C4	5412 125-01	5192 020-01	5322 141-01	5513 013-02	5691 029-01
12	C5-C6	5412 125-01	5192 020-01	5322 141-01	5513 013-02	5691 029-02

Ga voor de complete lijst van reserveonderdelen naar www.sandvik.coromant.com


A243


F2


E1


G1



H36



H10



H5

T-Max® snij-unit voor draaien

Rigid clamp-ontwerp voor keramische wisselplaten

Coromant Capto® - inwendige koelmiddeltoevoer



SNG

KAPR

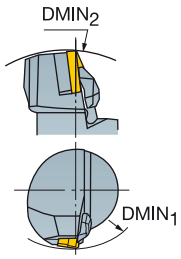

Cx-CSDNN
45.0°

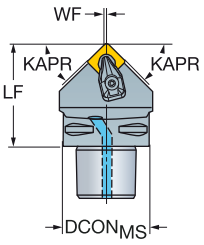

Cx-CSKNR/L
75.0°

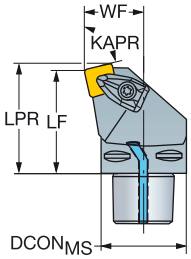

Cx-CSRNR/L
75.0°

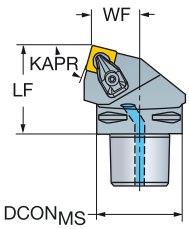

		CZC$_{MS}$	DMIN$_1$	DMIN$_2$	RMPX	CNSC	Bestelnummer	Afmetingen, mm DCON$_{MS}$	LPR	LF	WF	BAR	NM	KG	MIID
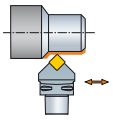	12	C4			40°	3	C4-CSDNN-00050-12-4	40.0		50.0	0.3	10	3.9	0.34	SNGN 12 07 08
		C5			40°	3	C5-CSDNN-00060-12-4	50.0		60.0	0.3	10	3.9	0.62	SNGN 12 07 08
	15	C5			40°	3	C5-CSDNN-00060-15-4	50.0		60.0	0.5	10	6.4	0.72	SNGN 15 07 12
		C6			40°	3	C6-CSDNN-00065-15-4	63.0		65.0	0.5	10	6.4	1.22	SNGN 15 07 12
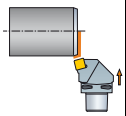	12	C5	110.0		10°	3	C5-CSKNR/L-35060-12-4	50.0	63.1	60.0	35.0	10	3.9	0.86	SNGN 12 07 08
		C6	110.0		10°	3	C6-CSKNR/L-45065-12-4	63.0	68.1	65.0	45.0	10	3.9	1.38	SNGN 12 07 08
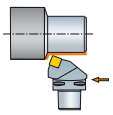	12	C4		140.0	10°	3	C4-CSRNR/L-22050-12-4	40.0		50.0	22.0	10	3.9	0.43	SNGN 12 07 08
		C5		165.0	10°	3	C5-CSRNR/L-27060-12-4	50.0		60.0	27.0	10	3.9	0.73	SNGN 12 07 08
		C6		190.0	10°	3	C6-CSRNR/L-35065-12-4	63.0		65.0	35.0	10	3.9	1.25	SNGN 12 07 08

Bij gebruik van wisselplaten met dikte 4.76 mm moeten optionele onderlegplaten worden besteld.

N = Neutraal, R = Rechts, L = Links

		Reserve onderdelen			
	CZC$_{MS}$	Onderlegplaat	Onderlegplaat schroef	Spankapset	Spuitmond
12	C4-C6	5322 425-02	5513 020-02	5412 034-021	5691 045-01
15	C5-C6	5322 425-05	5513 020-07	5412 034-031	5691 045-01

Ga voor de complete lijst van reserveonderdelen naar www.sandvik.coromant.com

A243 F2 E1 G1 H36 H10 H5

SANDVIK Coromant

T-Max® snij-unit voor draaien

Rigid clamp-ontwerp voor keramische wisselplaten

Coromant Capto® - inwendige koelmiddeltoevoer





SNG

KAPR

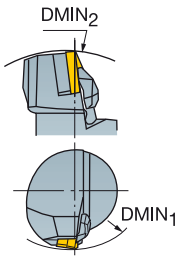

45.0°

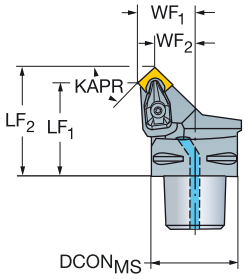

			Afmetingen, mm										
		CZC_{MS}	$DMIN_1$	$DMIN_2$	CNSC	**Bestelnummer**	$DCON_{MS}$	LPR	LF	WF	BAR	NM	KG	MIID
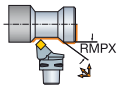	12	C5	110.0	165.0	3	**C5-CSSNR/L-35052-12-4**	50.0	60.3	52.0	35.0	10	3.9	0.69	SNGN 12 07 08
		C6	110.0	190.0	3	**C6-CSSNR/L-45056-12-4**	63.0	64.3	56.0	45.0	10	3.9	1.12	SNGN 12 07 08
	15	C5	125.0	165.0	3	**C5-CSSNR/L-35050-15-4**	50.0	60.2	50.0	35.0	10	6.4	0.71	SNGN 15 07 12
		C6	125.0	190.0	3	**C6-CSSNL-45054-15-4**	63.0	64.2	54.0	45.0	10	6.4	1.14	SNGN 15 07 12

Bij gebruik van wisselplaten met dikte 4.76 mm moeten optionele onderlegplaten worden besteld.

R = Rechts, L = Links

		Reserve onderdelen			
	CZC_{MS}	Onderlegplaat	Onderlegplaat schroef	Spankapset	Spuitmond
12	C5	5322 425-02	5513 020-02	5412 034-021	5691 029-01
12	C6	5322 425-02	5513 020-02	5412 034-021	5691 045-01
15	C5	5322 425-05	5513 020-07	5412 034-031	5691 029-01
15	C6	5322 425-05	5513 020-07	5412 034-031	5691 045-01

Ga voor de complete lijst van reserveonderdelen naar www.sandvik.coromant.com


A243


F2


E1


G1



H36



H10



H5

T-Max® boorbaar voor draaien

Spankaptype voor keramische wisselplaten

Cilindrisch met platte vlakken





CNGN

KAPR

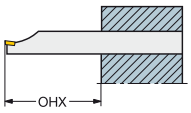

95.0°

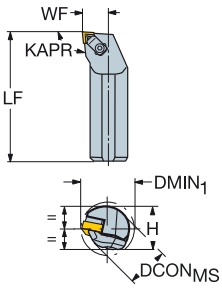

		CZC$_{MS}$	DMIN$_1$	OHX	OHN	Bestelnummer	Afmetingen, mm DCON$_{MS}$	H	BD	LF	WF	NM	KG	MIID
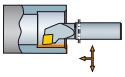	12	40	70.0	160.0	80.0	**S40T-CCLNR 12-IC**	40.0	37.0	40.0	300.0	27.0	3.0	2.90	CNGN 12 07 08
		50	70.0	200.0	100.0	**S50U-CCLNR 12-IC**	50.0	47.0	50.0	350.0	32.0	3.0	5.19	CNGN 12 07 08

R = rechts

Reserve onderdelen			
Spankap (IC)	Spaanbreker	Onderlegplaat	Onderlegplaat schroef
5412 125-02	5192 022-04	5322 233-01	5513 013-02

Ga voor de complete lijst van reserveonderdelen naar www.sandvik.coromant.com

A243 F2 G1 H36 H12

SANDVIK Coromant

T-Max® boorbaar voor draaien

Spankaptype voor keramische wisselplaten

Cilindrisch met platte vlakken



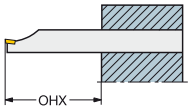

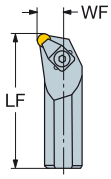

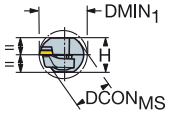



RPG

		CZC$_{MS}$	DMIN$_1$	OHX	OHN	Bestelnummer	Afmetingen, mm DCON$_{MS}$	H	BD	LF	WF	NM	KG	MIID
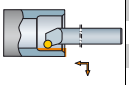	09	25	32.0	100.0	50.0	S25T-CRSPR/L 09-ID	25.0	23.0	25.0	300.0	17.0	7.5	1.12	RPGN 09 03 00



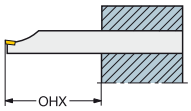

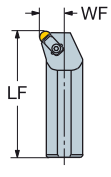

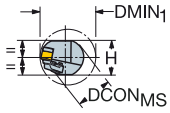



RNGA
RNGN

		CZC$_{MS}$	DMIN$_1$	OHX	OHN	Bestelnummer	Afmetingen, mm DCON$_{MS}$	H	BD	LF	WF	NM	KG	MIID
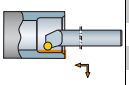	12	40	70.0	160.0	80.0	S40T-CRSNR/L 12-ID	40.0	37.0	40.0	300.0	27.0	7.5	2.88	RNGN 12 07 00

R = Rechts, L = Links

		Reserve onderdelen			
	CZC$_{MS}$	Klem	Drukplaat	Onderlegplaat	Onderlegplaat schroef
09	25	5412 126-03			
12	40	5412 125-01	5192 020-01	5322 141-01	5513 013-02

Ga voor de complete lijst van reserveonderdelen naar www.sandvik.coromant.com


A243


F2


G1



H36



H12

CoroTurn® XS

Inwendig draaien, kopsteken en draadsnijden van kleine componenten

Toepassing

- Inwendig draaien
- Kopieerdraaien
- Trekkend kotteren
- Profieldraaien
- Insteken
- Kopsteken
- Voorsteken
- Draadsnijden



ISO toepassingsgebied:

P M N S H O

Voordelen en kenmerken

- Geoptimaliseerd voor het bewerken van kleine componenten van hoge kwaliteit
- Grote nauwkeurigheid en herhaalbaarheid
- Betrouwbaar en eenvoudig spansysteem
- Precisiegeslepen gereedschap voor een hoge wisselnauwkeurigheid
- Langere standtijd door geminimaliseerde microtrillingen met cilindrische hardmetalen schachtadapters
- De opspanmoer maakt het verwisselen van het snijgereedschap heel eenvoudig met cilindrische hardmetalen schachtadapters

www.sandvik.coromant.com/coroturnxs

Inwendige koelvloeistof

- De adapters zijn uitgevoerd met inwendige toevoer van precisiekoelmiddel.
- Koelmiddelrichting naar keuze instelbaar voor betere spaanverwijdering en veilig bewerken



Opspanprecisie

Precieze locatie in de kotterbaar dankzij een richtpen.



Wisselplaten

Draaien	Trekkend kotteren	Voorsteken	Insteken	Kopsteken	Profieldraaien	Draadsnijden
A272	A271	B116	B117	B120	B121	C60

Adapters

Coromant Capto®	Vierkante schacht	Cilindrische schacht met plat vlak
F22	F33	F42

CoroTurn® XS volhardmetalen gereedschap voor trekkend draaien



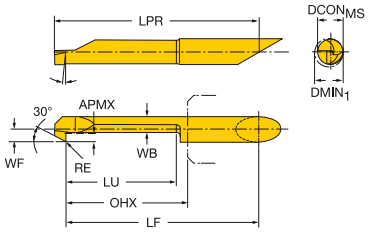

	CZC$_{MS}$	RE	DMIN$_1$	LU	APMX	RMPX	OHX	Bestelnummer	P 1025	M 1025	N 1025	S 1025	O 1025	Afmetingen, mm DCON$_{MS}$	WB	LPR	LF	WF
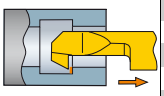	4	0.15	4.2	23.4	0.8	27°	26.0	CXS-04B090-15-4225R	★	★	★	★	★	4	2.6	42.3	40.3	2.0
	5	0.15	5.2	28.5	1.0	27°	31.0	CXS-05B090-15-5230R	★	★	★	★	★	5	3.8	52.3	50.3	2.5
	6	0.15	6.2	28.5	1.8	27°	31.0	CXS-06B090-15-6230R	★	★	★	★	★	6	4.0	52.3	50.3	3.0
	7	0.15	7.2	27.5	2.5	27°	30.0	CXS-07B090-15-7230R	★	★	★	★	★	7	4.3	52.3	49.3	3.5

CZC$_{MS}$ moet corresponderen met CZC$_{WS}$ op adapter.

R = rechts

F2 B135 B149 H36

CoroTurn® XS volhardmetalen draaigereedschap



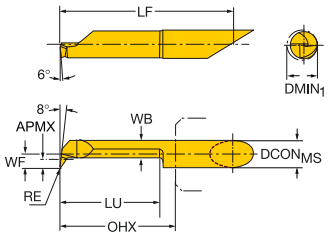

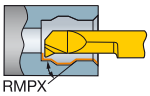

										P	M		N		S		H	O		Afmetingen, mm			
	CZC_{MS}	RE	$DMIN_1$	LU	APMX	RMPX	OHX	OHN	Bestelnummer	1025	1025	H10F	1025	H10F	1025	H10F	7015	1025	H10F	$DCON_{MS}$	WB	LF	WF
	4	0.00	0.3	1.2	0.1	17°	13.0		CXS-04T098-00-0301R	★	★		★		★			★		4	0.2	27.3	0.1
	4	0.00	0.4	1.6	0.1	17°	13.0		CXS-04T098-00-0401L	★	★		★		★			★		4	0.3	27.3	0.2
	4	0.00	0.4	1.6	0.1	17°	13.0		CXS-04T098-00-0401R	★	★		★		★			★		4	0.3	27.3	0.2
	4	0.00	0.5	2.0	0.1	17°	13.0		CXS-04T098-00-0502L	★	★		★		★			★		4	0.4	27.3	0.2
	4	0.00	0.5	2.0	0.1	17°	13.0		CXS-04T098-00-0502R	★	★		★		★			★		4	0.4	27.3	0.2
	4	0.00	0.6	2.5	0.1	17°	13.0		CXS-04T098-00-0602R	★	★		★		★			★		4	0.5	27.3	0.3
	4	0.00	0.7	3.5	0.1	17°	13.0		CXS-04T098-00-0703R	★	★		★		★			★		4	0.6	27.3	0.3
	4	0.00	0.8	4.0	0.1	17°	13.0		CXS-04T098-00-0804R	★	★		★		★			★		4	0.6	27.3	0.4
	4	0.00	0.9	5.0	0.1	17°	13.0		CXS-04T098-00-0905R	★	★		★		★			★		4	0.7	27.3	0.4
	4	0.03	2.7	10.0	0.2	17°	13.0		CXS-04T098-03-2710R	★	★		★		★			★		4	2.1	27.3	1.2
	4	0.03	3.2	10.0	0.2	17°	13.0		CXS-04T098-03-3210R	★	★		★		★			★		4	2.6	27.3	1.5
	4	0.03	4.2	10.0	0.3	17°	13.0		CXS-04T098-03-4210R	★	★		★		★			★		4	3.5	27.3	2.0
	4	0.05	1.0	4.0	0.1	17°	12.0		CXS-04T098-05-1004R	★	★		★		★			★		4	0.7	26.3	0.5
	4	0.05	1.0	6.0	0.1	17°	12.0		CXS-04T098-05-1006R	★	★		★		★			★		4	0.7	26.3	0.5
	4	0.05	1.7	6.0	0.2	17°	12.0		CXS-04T098-05-1706L	★	★		★		★			★		4	1.1	26.3	0.7
	4	0.05	1.7	6.0	0.2	17°	12.0		CXS-04T098-05-1706R	★	★		★		★			★		4	1.1	26.3	0.7
	4	0.05	1.7	9.0	0.2	17°	12.0		CXS-04T098-05-1709R	★	★		★		★			★		4	1.1	26.3	0.7
	4	0.05	2.2	6.0	0.2	17°	12.0		CXS-04T098-05-2206R	★	★		★		★			★		4	1.6	26.3	1.0
	4	0.05	2.2	9.0	0.2	17°	12.0		CXS-04T098-05-2209L	★	★		★		★			★		4	1.6	26.3	1.0
	4	0.05	2.2	9.0	0.2	17°	12.0		CXS-04T098-05-2209R	★	★		★		★			★		4	1.6	26.3	1.0
	4	0.05	2.7	10.0	0.2	17°	13.0		CXS-04T098-05-2710L	★	★		★		★			★		4	2.1	27.3	1.2
	4	0.05	2.7	10.0	0.2	17°	13.0		CXS-04T098-05-2710R	★	★		★		★			★		4	2.1	27.3	1.2
	4	0.05	2.7	15.0	0.2	17°	18.0		CXS-04T098-05-2715L	★	★		★		★			★		4	2.1	32.3	1.2
	4	0.05	2.7	15.0	0.2	17°	18.0		CXS-04T098-05-2715R	★	★		★		★			★		4	2.1	32.3	1.2
	4	0.05	3.2	15.0	0.2	17°	18.0		CXS-04T098-05-3215L	★	★		★		★			★		4	2.6	32.3	1.5
	4	0.05	3.2	15.0	0.2	17°	18.0		CXS-04T098-05-3215R	★	★		★		★			★		4	2.6	32.3	1.5
	4	0.05	3.2	20.0	0.2	17°	23.0		CXS-04T098-05-3220L	★	★		★		★			★		4	2.6	37.3	1.5
	4	0.05	3.2	20.0	0.2	17°	23.0		CXS-04T098-05-3220R	★	★		★		★			★		4	2.6	37.3	1.5
	4	0.05	4.2	15.0	0.3	17°	18.0		CXS-04T098-05-4215L	★	★		★		★			★		4	3.5	32.3	2.0
	4	0.05	4.2	15.0	0.3	17°	18.0		CXS-04T098-05-4215R	★	★		★		★			★		4	3.5	32.3	2.0
	4	0.05	4.2	20.0	0.3	17°	23.0		CXS-04T098-05-4220R	★	★		★		★			★		4	3.5	37.3	2.0
	4	0.05	4.2	25.0	0.3	17°	28.0		CXS-04T098-05-4225L	★	★		★		★			★		4	3.5	42.3	2.0
	4	0.05	4.2	25.0	0.3	17°	28.0		CXS-04T098-05-4225R	★	★		★		★			★		4	3.5	42.3	2.0
	4	0.08	4.2	30.0	0.5	2°	38.0	38.0	CXS-04T098A08-4230R	★	★		★		★			★		4	3.6	52.3	2.0
	4	0.10	1.0	4.0	0.1	17°	13.0		CXS-04T098-10-1004L	★	★		★		★			★		4	0.7	27.3	0.5
	4	0.10	1.0	4.0	0.1	17°	13.0		CXS-04T098-10-1004R	★	★		★		★			★		4	0.7	27.3	0.5
	4	0.10	1.0	6.0	0.1	17°	13.0		CXS-04T098-10-1006R	★	★		★		★			★		4	0.7	27.3	0.5
	4	0.10	1.7	6.0	0.2	17°	13.0		CXS-04T098-10-1706L	★	★		★		★			★		4	1.1	27.3	0.7
	4	0.10	1.7	6.0	0.2	17°	13.0		CXS-04T098-10-1706R	★	★		★		★		★	★		4	1.1	27.3	0.7
	4	0.10	1.7	9.0	0.2	17°	13.0		CXS-04T098-10-1709L	★	★		★		★			★		4	1.1	27.3	0.7
	4	0.10	1.7	9.0	0.2	17°	13.0		CXS-04T098-10-1709R	★	★		★		★			★		4	1.1	27.3	0.7
	4	0.10	2.2	6.0	0.2	17°	13.0		CXS-04T098-10-2206L	★	★		★		★			★		4	1.6	27.3	1.0
	4	0.10	2.2	6.0	0.2	17°	13.0		CXS-04T098-10-2206R	★	★		★		★			★		4	1.6	27.3	1.0
	4	0.10	2.2	9.0	0.2	17°	13.0		CXS-04T098-10-2209L	★	★		★		★			★		4	1.6	27.3	1.0
	4	0.10	2.2	9.0	0.2	17°	13.0		CXS-04T098-10-2209R	★	★		★		★		★	★		4	1.6	27.3	1.0
	4	0.10	2.2	13.0	0.2	17°	18.0		CXS-04T098-10-2213L	★	★		★		★			★		4	1.6	32.3	1.0
	4	0.10	2.2	13.0	0.2	17°	18.0		CXS-04T098-10-2213R	★	★		★		★			★		4	1.6	32.3	1.0
	4	0.15	3.2	12.0	0.2	17°	15.0		CXS-04T090-15-3212L	★	★		★		★			★		4	2.6	29.3	1.5
	4	0.15	3.2	12.0	0.2	17°	15.0		CXS-04T090-15-3212R	★	★		★		★			★		4	2.6	29.3	1.5
	4	0.15	4.2	15.0	0.3	17°	18.0		CXS-04T090-15-4215L	★	★		★		★			★		4	3.5	32.3	2.0
	4	0.15	4.2	15.0	0.3	17°	18.0		CXS-04T090-15-4215R	★	★		★		★			★		4	3.5	32.3	2.0
	4	0.15	2.7	10.0	0.2	17°	13.0		CXS-04T098-15-2710L	★	★		★		★			★		4	2.1	27.3	1.2
	4	0.15	2.7	10.0	0.2	17°	13.0		CXS-04T098-15-2710R	★	★		★		★		★	★		4	2.1	27.3	1.2
	4	0.15	2.7	15.0	0.2	17°	18.0		CXS-04T098-15-2715L	★	★		★		★			★		4	2.1	32.3	1.2
	4	0.15	2.7	15.0	0.2	17°	18.0		CXS-04T098-15-2715R	★	★		★		★			★		4	2.1	32.3	1.2
	4	0.15	3.2	10.0	0.2	17°	13.0		CXS-04T098-15-3210L	★	★		★		★			★		4	2.6	27.3	1.5
	4	0.15	3.2	10.0	0.2	17°	13.0		CXS-04T098-15-3210R	★	★	☆	★	☆	★	☆		★	☆	4	2.6	27.3	1.5
	4	0.15	3.2	15.0	0.2	17°	18.0		CXS-04T098-15-3215L	★	★		★		★			★		4	2.6	32.3	1.5
	4	0.15	3.2	15.0	0.2	17°	18.0		CXS-04T098-15-3215R	★	★		★		★		★	★		4	2.6	32.3	1.5
	4	0.15	3.2	20.0	0.2	17°	23.0		CXS-04T098-15-3220L	★	★		★		★			★		4	2.6	37.3	1.5

CZC_{MS} moet corresponderen met CZC_{WS} op adapter.

R = Rechts, L = Links

F2 B135 B149 H36

SANDVIK Coromant

CoroTurn® XS volhardmetalen draaigereedschap



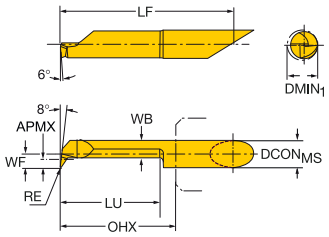

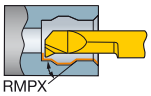

CZCMS	RE	DMIN1	LU	APMX	RMPX	OHX	OHN	Bestelnummer	P 1025	M 1025	M H10F	N 1025	N H10F	S 1025	S H10F	H 7015	O 1025	O H10F	Afmetingen, mm DCONMS	WB	LF	WF
4	0.15	3.2	20.0	0.2	17°	23.0		CXS-04T098-15-3220R	★	★		★		★			★		4	2.6	37.3	1.5
4	0.15	3.7	15.0	0.2	17°	18.0		CXS-04T098-15-3715R								★			4	3.1	32.3	1.7
4	0.15	4.2	10.0	0.3	17°	13.0		CXS-04T098-15-4210L	★	★		★		★			★		4	3.5	27.3	2.0
4	0.15	4.2	10.0	0.3	17°	13.0		CXS-04T098-15-4210R	★	★		★		★		★	★		4	3.5	27.3	2.0
4	0.15	4.2	15.0	0.3	17°	18.0		CXS-04T098-15-4215L	★	★		★		★			★		4	3.5	32.3	2.0
4	0.15	4.2	15.0	0.3	17°	18.0		CXS-04T098-15-4215R	★	★		★		★		★	★		4	3.5	32.3	2.0
4	0.15	4.2	20.0	0.3	17°	23.0		CXS-04T098-15-4220L	★	★		★		★			★		4	3.5	37.3	2.0
4	0.15	4.2	20.0	0.3	17°	23.0		CXS-04T098-15-4220R	★	★		★		★		★	★		4	3.5	37.3	2.0
4	0.15	4.2	25.0	0.3	17°	28.0		CXS-04T098-15-4225L	★	★		★		★			★		4	3.5	42.3	2.0
4	0.15	4.2	25.0	0.3	17°	28.0		CXS-04T098-15-4225R	★	★		★		★		★	★		4	3.5	42.3	2.0
4	0.15	4.2	10.2	0.5	0°	13.0		CXS-04T098A15-4210R	★	★		★		★			★		4	3.8	27.3	2.0
4	0.15	4.2	20.3	0.5	0°	23.0		CXS-04T098A15-4220L	★	★		★		★			★		4	3.8	37.3	2.0
4	0.15	4.2	20.3	0.5	0°	23.0		CXS-04T098A15-4220R	★	★		★		★			★		4	3.8	37.3	2.0
4	0.15	4.2	25.3	0.5	0°	28.0		CXS-04T098A15-4225R	★	★		★		★			★		4	3.8	42.3	2.0
4	0.15	4.2	15.3	0.3	0°	18.0		CXS-04T098A20-4215L	★	★		★		★			★		4	3.1	32.3	2.0
4	0.15	4.2	15.3	0.3	0°	18.0		CXS-04T098A20-4215R	★	★		★		★			★		4	3.1	32.3	2.0
4	0.15	4.2	20.0	0.8	44°	23.0		CXS-04TE98-15-4220L	★	★		★		★			★		4	3.0	37.3	2.0
4	0.15	4.2	20.0	0.8	44°	23.0		CXS-04TE98-15-4220R	★	★	☆	★	☆	★	☆		★	☆	4	3.0	37.3	2.0
5	0.05	5.2	20.0	0.5	17°	23.0		CXS-05T098-05-5220L	★	★		★		★			★		5	4.3	42.3	2.5
5	0.05	5.2	20.0	0.5	17°	23.0		CXS-05T098-05-5220R	★	★		★		★			★		5	4.3	42.3	2.5
5	0.05	5.2	30.0	0.5	17°	33.0		CXS-05T098-05-5230L	★	★		★		★			★		5	4.3	52.3	2.5
5	0.05	5.2	30.0	0.5	17°	33.0		CXS-05T098-05-5230R	★	★		★		★			★		5	4.3	52.3	2.5
5	0.08	5.2	40.0	0.5	2°	48.0	48.0	CXS-05T098A08-5240R	★	★		★		★			★		5	4.6	67.3	2.5
5	0.15	5.2	25.0	1.0	44°	28.0		CXS-05TE98-15-5225L	★	★		★		★			★		5	3.8	47.3	2.5
5	0.15	5.2	25.0	1.0	44°	28.0		CXS-05TE98-15-5225R	★	★		★		★			★		5	3.8	47.3	2.5
5	0.20	5.2	10.0	0.5	17°	13.0		CXS-05T090-20-5210L	★	★		★		★			★		5	4.2	32.3	2.5
5	0.20	5.2	10.0	0.5	17°	13.0		CXS-05T090-20-5210R	★	★		★		★			★		5	4.2	32.3	2.5
5	0.20	5.2	15.0	0.5	17°	18.0		CXS-05T090-20-5215L	★	★		★		★			★		5	4.2	37.3	2.5
5	0.20	5.2	15.0	0.5	17°	18.0		CXS-05T090-20-5215R	★	★		★		★			★		5	4.2	37.3	2.5
5	0.20	5.2	20.0	0.5	17°	23.0		CXS-05T090-20-5220L	★	★		★		★			★		5	4.2	42.3	2.5
5	0.20	5.2	20.0	0.5	17°	23.0		CXS-05T090-20-5220R	★	★		★		★			★		5	4.2	42.3	2.5
5	0.20	5.2	10.0	0.5	17°	13.0		CXS-05T098-20-5210L	★	★		★		★			★		5	4.3	32.3	2.5
5	0.20	5.2	10.0	0.5	17°	13.0		CXS-05T098-20-5210R	★	★		★		★		★	★		5	4.3	32.3	2.5
5	0.20	5.2	20.0	0.5	17°	23.0		CXS-05T098-20-5220L	★	★		★		★			★		5	4.3	42.3	2.5
5	0.20	5.2	20.0	0.5	17°	23.0		CXS-05T098-20-5220R	★	★		★		★		★	★		5	4.3	42.3	2.5
5	0.20	5.2	25.0	0.5	17°	28.0		CXS-05T098-20-5225L	★	★		★		★			★		5	4.3	47.3	2.5
5	0.20	5.2	25.0	0.5	17°	28.0		CXS-05T098-20-5225R	★	★		★		★		★	★		5	4.3	47.3	2.5
5	0.20	5.2	30.0	0.5	17°	33.0		CXS-05T098-20-5230L	★	★		★		★			★		5	4.3	52.3	2.5
5	0.20	5.2	30.0	0.5	17°	33.0		CXS-05T098-20-5230R	★	★		★		★		★	★		5	4.3	52.3	2.5
5	0.20	5.2	35.0	0.5	17°	38.0		CXS-05T098-20-5235R	★	★		★		★			★		5	4.3	57.3	2.5
5	0.20	5.2	40.0	0.5	17°	43.0		CXS-05T098-20-5240L	★	★		★		★			★		5	4.3	62.3	2.5
5	0.20	5.2	40.0	0.5	17°	43.0		CXS-05T098-20-5240R	★	★		★		★			★		5	4.3	62.3	2.5
5	0.20	5.2	10.2	0.6	0°	13.0		CXS-05T098A20-5210R	★	★		★		★			★		5	4.8	32.3	2.5
5	0.20	5.2	15.0	0.5	0°	18.0		CXS-05T098A20-5215L	★	★		★		★			★		5	4.3	37.3	2.5
5	0.20	5.2	15.0	0.5	0°	18.0		CXS-05T098A20-5215R	★	★		★		★			★		5	4.3	37.3	2.5
5	0.20	5.2	20.3	0.6	0°	23.0		CXS-05T098A20-5220R	★	★		★		★			★		5	4.8	42.3	2.5
5	0.20	5.2	25.4	0.5	0°	28.0		CXS-05T098A20-5225L	★	★		★		★			★		5	4.8	47.3	2.5
5	0.20	5.2	25.4	0.5	0°	28.0		CXS-05T098A20-5225R	★	★		★		★			★		5	4.8	47.3	2.5
5	0.20	5.2	30.5	0.6	0°	33.0		CXS-05T098A20-5230R	★	★		★		★			★		5	4.8	52.3	2.5
6	0.05	6.2	20.0	0.5	17°	23.0		CXS-06T098-05-6220L	★	★		★		★			★		6	5.3	42.3	3.0
6	0.05	6.2	20.0	0.5	17°	23.0		CXS-06T098-05-6220R	★	★		★		★			★		6	5.3	42.3	3.0
6	0.08	6.2	45.0	0.5	2°	53.0	53.0	CXS-06T098A08-6245R	★	★		★		★			★		6	5.5	72.3	3.0
6	0.15	6.2	30.0	1.8	44°	33.0		CXS-06TE98-15-6230L	★	★		★		★			★		6	4.0	52.3	3.0
6	0.15	6.2	30.0	1.8	44°	33.0		CXS-06TE98-15-6230R	★	★	☆	★	☆	★	☆		★	☆	6	4.0	52.3	3.0
6	0.20	6.2	15.0	0.5	17°	18.0		CXS-06T098-20-6215L	★	★		★		★			★		6	5.3	37.3	3.0
6	0.20	6.2	15.0	0.5	17°	18.0		CXS-06T098-20-6215R	★	★		★		★		★	★		6	5.3	37.3	3.0
6	0.20	6.2	20.0	0.5	17°	23.0		CXS-06T098-20-6220L	★	★		★		★			★		6	5.3	42.3	3.0
6	0.20	6.2	20.0	0.5	17°	23.0		CXS-06T098-20-6220R	★	★	☆	★	☆	★	☆	★	★	☆	6	5.3	42.3	3.0
6	0.20	6.2	25.0	0.5	17°	28.0		CXS-06T098-20-6225L	★	★		★		★			★		6	5.3	47.3	3.0
6	0.20	6.2	25.0	0.5	17°	28.0		CXS-06T098-20-6225R	★	★		★		★		★	★		6	5.3	47.3	3.0

CZCMS moet corresponderen met CZCWS op adapter.

R = Rechts, L = Links

F2 B135 B149 H36

CoroTurn® XS volhardmetalen draaigereedschap



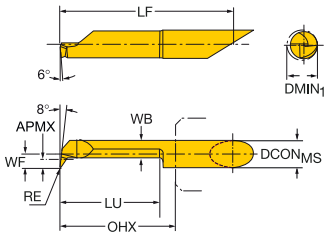

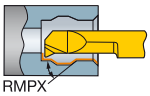

CZCMS	RE	DMIN1	LU	APMX	RMPX	OHX	OHN	Bestelnummer	P 1025	M 1025	M H10F	N 1025	N H10F	S 1025	S H10F	H 7015	O 1025	O H10F	Afmetingen, mm DCONMS	WB	LF	WF
6	0.20	6.2	30.0	0.5	17°	33.0		CXS-06T098-20-6230L	★	★		★		★			★		6	5.3	52.3	3.0
6	0.20	6.2	30.0	0.5	17°	33.0		CXS-06T098-20-6230R	★	★		★		★		★	★		6	5.3	52.3	3.0
6	0.20	6.2	35.0	0.5	17°	38.0		CXS-06T098-20-6235L	★	★		★		★			★		6	5.3	57.3	3.0
6	0.20	6.2	35.0	0.5	17°	38.0		CXS-06T098-20-6235R	★	★		★		★			★		6	5.3	57.3	3.0
6	0.20	6.2	40.0	0.5	17°	43.0		CXS-06T098-20-6240L	★	★		★		★			★		6	5.3	62.3	3.0
6	0.20	6.2	40.0	0.5	17°	43.0		CXS-06T098-20-6240R	★	★		★		★		★	★		6	5.3	62.3	3.0
6	0.20	6.2	15.2	0.8	0°	18.0		CXS-06T098A20-6215L	★	★		★		★			★		6	5.7	37.3	3.0
6	0.20	6.2	15.2	0.8	0°	18.0		CXS-06T098A20-6215R	★	★		★		★			★		6	5.7	37.3	3.0
6	0.20	6.2	20.3	0.8	0°	23.0		CXS-06T098A20-6220L	★	★		★		★			★		6	5.7	42.3	3.0
6	0.20	6.2	20.3	0.8	0°	23.0		CXS-06T098A20-6220R	★	★		★		★			★		6	5.7	42.3	3.0
6	0.20	6.2	25.4	0.8	0°	28.0		CXS-06T098A20-6225L	★	★		★		★			★		6	5.7	47.3	3.0
6	0.20	6.2	25.4	0.8	0°	28.0		CXS-06T098A20-6225R	★	★		★		★			★		6	5.7	47.3	3.0
6	0.20	6.2	30.5	0.5	0°	33.0		CXS-06T098A20-6230L	★	★		★		★			★		6	5.7	52.3	3.0
6	0.20	6.2	30.5	0.5	0°	33.0		CXS-06T098A20-6230R	★	★		★		★			★		6	5.7	52.3	3.0
6	0.20	6.2	40.0	0.5	0°	43.0		CXS-06T098A20-6240R	★	★		★		★			★		6	5.3	62.3	3.0
7	0.08	7.2	55.0	0.5	2°	63.0		CXS-07T098A08-7255R	★	★		★		★			★		7	6.5	82.3	3.5
7	0.20	7.2	25.0	0.5	17°	28.0		CXS-07T098-20-7225L	★	★		★		★			★		7	6.3	47.3	3.5
7	0.20	7.2	25.0	0.5	17°	28.0		CXS-07T098-20-7225R	★	★	☆	★	☆	★	☆	★	★	☆	7	6.3	47.3	3.5
7	0.20	7.2	30.0	0.5	17°	33.0		CXS-07T098-20-7230L	★	★		★		★			★		7	6.3	52.3	3.5
7	0.20	7.2	30.0	0.5	17°	33.0		CXS-07T098-20-7230R	★	★		★		★		★	★		7	6.3	52.3	3.5
7	0.20	7.2	40.0	0.5	17°	43.0		CXS-07T098-20-7240L	★	★		★		★			★		7	6.3	62.3	3.5
7	0.20	7.2	40.0	0.5	17°	43.0		CXS-07T098-20-7240R	★	★		★		★		★	★		7	6.3	62.3	3.5
7	0.20	7.2	45.0	0.5	17°	48.0		CXS-07T098-20-7245L	★	★		★		★			★		7	6.3	67.3	3.5
7	0.20	7.2	45.0	0.5	17°	48.0		CXS-07T098-20-7245R	★	★		★		★			★		7	6.3	67.3	3.5
7	0.20	7.2	50.0	0.5	17°	53.0		CXS-07T098-20-7250L	★	★		★		★			★		7	6.3	72.3	3.5
7	0.20	7.2	50.0	0.5	17°	53.0		CXS-07T098-20-7250R	★	★		★		★		★	★		7	6.3	72.3	3.5
7	0.20	7.2	25.4	0.9	0°	28.0		CXS-07T098A20-7225R	★	★		★		★			★		7	6.7	47.3	3.5
7	0.20	7.2	30.5	0.9	0°	33.0		CXS-07T098A20-7230R	★	★		★		★			★		7	6.7	52.3	3.5
7	0.20	7.2	40.6	0.5	0°	43.0		CXS-07T098A20-7240L	★	★		★		★			★		7	6.7	62.3	3.5
7	0.20	7.2	40.6	0.5	0°	43.0		CXS-07T098A20-7240R	★	★		★		★			★		7	6.7	62.3	3.5
7	0.20	7.2	40.0	2.5	44°	43.0		CXS-07TE98-20-7240L	★	★		★		★			★		7	6.3	62.3	4.2
7	0.20	7.2	40.0	2.5	44°	43.0		CXS-07TE98-20-7240R	★	★		★		★			★		7	6.3	62.3	4.2

CZC_{MS} moet corresponderen met CZC_{WS} op adapter.

R = Rechts, L = Links

F2 B135 B149 H36

CoroTurn® XS volhardmetalen draaigereedschap

Draaien/profieldraaien



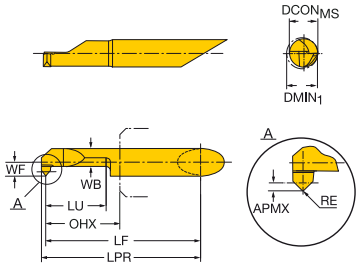

	CZC$_{MS}$	RE	DMIN$_1$	LU	APMX	RMPX	OHX	Bestelnummer	P 1025	M 1025	N 1025	S 1025	O 1025	Afmetingen, mm DCON$_{MS}$	WB	LPR	LF	WF
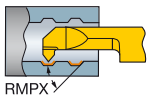	5	0.20	5.2	15.0	0.7	42°	17.0	CXS-05T045-20-5215R	★	★	★	★	★	5	3.8	37.3	36.3	2.5
	5	0.20	5.2	20.0	0.7	42°	22.0	CXS-05T045-20-5220L	★	★	★	★	★	5	3.8	42.3	41.3	2.5
	5	0.20	5.2	20.0	0.7	42°	22.0	CXS-05T045-20-5220R	★	★	★	★	★	5	3.8	42.3	41.3	2.5
	6	0.20	6.2	20.0	0.7	42°	22.0	CXS-06T045-20-6220R	★	★	★	★	★	6	4.0	42.3	41.3	3.0
	6	0.20	6.2	25.0	0.7	42°	27.0	CXS-06T045-20-6225L	★	★	★	★	★	6	4.0	47.3	46.3	3.0
	6	0.20	6.2	25.0	0.7	42°	27.0	CXS-06T045-20-6225R	★	★	★	★	★	6	4.0	47.3	46.3	3.0
	7	0.20	7.2	20.0	0.7	42°	22.0	CXS-07T045-20-7220L	★	★	★	★	★	7	4.3	42.3	41.3	3.5
	7	0.20	7.2	20.0	0.7	42°	22.0	CXS-07T045-20-7220R	★	★	★	★	★	7	4.3	42.3	41.3	3.5
	7	0.20	7.2	40.0	0.7	42°	42.0	CXS-07T045-20-7240L	★	★	★	★	★	7	4.3	62.3	61.3	3.5
	7	0.20	7.2	40.0	0.7	42°	42.0	CXS-07T045-20-7240R	★	★	★	★	★	7	4.3	62.3	61.3	3.5



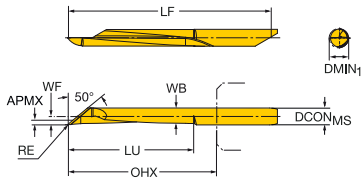

	CZC$_{MS}$	RE	DMIN$_1$	LU	APMX	RMPX	OHX	Bestelnummer	P 1025	M 1025	N 1025	S 1025	O 1025	Afmetingen, mm DCON$_{MS}$	WB	LPR	LF	WF
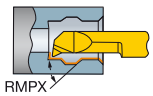	4	0.05	4.2	30.0	0.1	2°	38.0	CXS-04T140A05-4230R	★	★	★	★	★	4	3.6	38.0	52.3	2.0
	5	0.05	5.2	40.0	0.1	2°	48.0	CXS-05T140A05-5240R	★	★	★	★	★	5	4.6	48.0	67.3	2.5
	6	0.05	6.2	45.0	0.1	2°	53.0	CXS-06T140A05-6245R	★	★	★	★	★	6	5.5	53.0	72.3	3.0
	7	0.05	7.2	55.0	0.1	2°	63.0	CXS-07T140A05-7255R	★	★	★	★	★	7	6.5	63.0	82.3	3.5

CZC$_{MS}$ moet corresponderen met CZC$_{WS}$ op adapter.

R = Rechts, L = Links

F2 B135 B149 H36

CoroCut® XS

Voor uitwendig bewerken van kleine en slanke componenten

Toepassing

- Afsteken
- Uitwendig draadsnijden
- Uitwendig groefsteken
- Draaien



ISO toepassingsgebied:

P M K N S

Voordelen en kenmerken

- Hoge nauwkeurigheid
- Nauwe toleranties
- Goede toegankelijkheid bij het wisselen van wisselplaten
- Breed scala aan wisselplaatbreedtes
- Scherpe snijkanten
- Alle wisselplaten passen in dezelfde houder
- Hoge kwaliteit geslepen wisselplaten en houders
- Volprofiel wisselplaten voor hoge kwaliteit schroefdraad in één bewerking
- Ontworpen om de gereedschapshouder niet te beschadigen bij wisselplaatbreuk.
- Verkrijgbaar met precisiekoelmiddel

www.sandvik.coromant.com/corocutxs

Houders

Aangepaste houders voor afsteken tot dichtbij de subspil zijn verkrijgbaar in uitvoering met vierkante schacht.



Wisselplaten

Draaien	Achtervlak draaien	Afsteken	Insteken	Profieldraaien	Draadsnijden
					
A277	A277	B97	B117	B121	C56

Klemhouders

QS™ schacht-gereedschap	CoroTurn® SL snijkoppen
	
B99	B100

CoroCut® XS wisselplaat voor draaien

Draaien, frontaal draaien



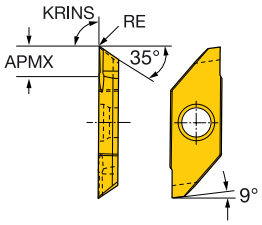

		SSC	S	RE	APMX	ISO CODE	P		M			K		N		S		
							1025	H13A	1025	1105	H13A	1025	H13A	1025	H13A	1025	1105	H13A
Nabewerken	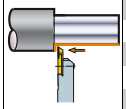	3	3.18	0.03	4.0	MAFR/L 3 003	★	☆	★	☆	☆	☆	★	☆	★	☆	★	☆
			3.18	0.05	4.0	MAFR/L 3 005	★	☆	★	☆	☆	☆	★	☆	★	☆	★	☆
			3.18	0.10	4.0	MAFR/L 3 010	★	☆	★	☆	☆	☆	★	☆	★	☆	★	☆
			3.18	0.20	4.0	MAFR/L 3 020	★	☆	★	☆	☆	☆	★	☆	★	☆	★	☆

Draaien, achtervlak draaien



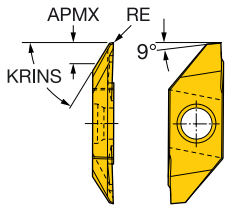

		SSC	S	RE	APMX	ISO CODE	P			M			K		N		S		
							1025	1105	H13A	1025	1105	H13A	1025	H13A	1025	H13A	1025	1105	H13A
Nabewerken	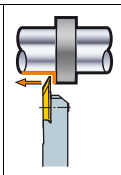	3	3.18	0.03	4.0	MABR 3 003	★	☆	☆	☆	★	☆	☆	★	☆	★	☆	★	☆
			3.18	0.03	4.0	MABL 3 003	★	☆		☆	★		★		★		☆	★	
			3.18	0.05	4.0	MABR 3 005	★	☆	☆	☆	★	☆	☆	★	☆	★	☆	★	☆
			3.18	0.05	4.0	MABL 3 005	★	☆		☆	★		★		★		☆	★	
			3.18	0.10	4.0	MABR 3 010	★	☆	☆	☆	★	☆			☆	★	☆	★	☆
			3.18	0.10	4.0	MABL 3 010	★	☆		☆	★				★		☆	★	
			3.18	0.20	4.0	MABR 3 020	★	☆	☆	☆	★	☆	☆	★	☆	★	☆	★	☆
			3.18	0.20	4.0	MABL 3 020	★	☆		☆	★		★		★		☆	★	

SSC = Moet corresponderen met SSC op gereedschap.

R = Rechts, L = Links

B99 B136 B149 H36

Aanbevolen snijsnelheden

De aanbevolen waarden gelden bij gebruik van koelvloeistof.

ISO P		Staal	Specifieke snijkracht k_{c1}	Hardheid Brinell	<<<< SLIJTVASTHEID			
					CT5015	GC1525	GC4305	GC4315
					h_{ex}, mm ≈ voeding f_n, mm/r			
	CMC				0.05-0.1-0.2	0.05-0.1-0.2	0.1-0.4-0.8	0.1-0.4-0.8
MC Nr.	nr.	Materiaal	N/mm²	HB	Snijsnelheid (V_c), m/min			
		Ongelegeerd staal						
P1.1.Z.AN	01.1	C = 0,1–0,25%	1500	125	650-540-440	560-465-380	620-450-330	570-405-300
P1.2.Z.AN	01.2	C = 0,25–0,55%	1600	150	380-245-180	495-415-335	560-405-295	510-365-265
P1.3.Z.AN	01.3	C = 0,55–0,80%	1700	170	510-425-340	430-365-295	530-385-275	460-330-240
		Laaggelegeerd staal (legeringselementen ≤5%)						
P2.1.Z.AN	02.1	Ongehard	1700	180	480-400-320	375-320-255	610-410-285	560-370-260
P2.1.Z.AN	02.12	Kogellagerstaal	1800	210	-	-	530-350-250	460-305-215
P2.5.Z.HT	02.2	Gehard en ontlaten	1850	275	285-235-190	200-165-135	330-230-175	300-210-155
P2.5.Z.HT	02.2	Gehard en ontlaten	2050	350	230-190-150	160-135-110	265-185-140	240-170-125
		Hooggelegeerd staal (legeringselementen >5%)						
P3.0.Z.AN	03.11	Gegloeid	1950	200	395-330-250	260-215-175	445-295-215	405-270-200
P3.0.Z.HT	03.21	Gehard gereedschapsstaal	3000	325	195-165-130	140-115-90	220-140-105	200-130-95
		Gietstaal						
P1.5.C.UT	06.1	Ongelegeerd	1550	180	260-215-175	225-185-145	335-235-185	300-215-170
P2.6.C.UT	06.2	Laaggelegeerd (legeringselementen ≤5%)	1600	200	270-225-170	175-145-105	290-205-155	260-185-140
P3.0.C.UT	06.3	Hooggelegeerd (legeringselementen >5%)	2050	225	200-165-125	140-115-85	225-150-115	205-135-105

ISO M		Roestvaststaal	Specifieke snijkracht k_{c1}	Hardheid Brinell	<<<< SLIJTVASTHEID			
					GC1115	GC1125	GC2015	GC2220
					h_{ex}, mm ≈ voeding f_n, mm/r			
	CMC				0.1-0.2-0.3	0.1-0.2-0.3	0.2-0.4-0.6	0.2-0.4-0.6
MC Nr.	nr.	Materiaal	N/mm²	HB	Snijsnelheid (V_c), m/min			
		Ferrietisch/martensietisch Staf/gesmeed						
P5.0.Z.AN	05.11	Ongehard	1800	200	335-255-200	280-215-170	260-220-200	-
P5.0.Z.PH	05.12	PH-gehard	2850	330	185-150-120	155-125-100	125-100-80	-
P5.0.Z.HT	05.13	Gehard	2350	330	200-160-140	165-135-120	145-120-85	-
		Austenietisch Staf/gesmeed						
M1.0.Z.AQ	05.21	Austenietisch	1800	180	265-215-165	220-180-135	290-240-190	225-165-125
M1.0.Z.PH	05.22	PH-gehard	2850	330	185-150-120	155-125-100	130-100-80	100-70-55
M2.0.Z.AQ	05.23	Super-austenietisch	2250	200	220-190-155	185-160-130	160-135-100	130-100-75
		Austenietisch-ferrietisch (Duplex) Staf/gesmeed						
M3.1.Z.AQ	05.51	Niet lasbaar ≥ 0.05%C	2000	230	250-205-155	210-170-130	220-185-145	190-150-110
M3.2.Z.AQ	05.52	Lasbaar < 0,05%C	2450	260	230-170-130	190-140-110	190-150-120	150-120-90
		Ferrietisch/martensietisch Gegoten						
P5.0.C.UT	15.11	Ongehard	1700	200	320-265-205	265-220-170	250-210-170	-
	15.12	PH-gehard	2450	330	160-130-95	135-110-80	100-70-55	-
P5.0.C.HT	15.13	Gehard	2150	330	175-145-110	145-120-90	110-90-60	-
		Austenietisch Gegoten						
M1.0.C.UT	15.21	Austenietisch	1700	180	280-225-170	230-185-145	220-180-140	200-155-115
	15.22	PH-gehard	2450	330	160-130-95	135-110-80	105-80-60	85-55-40
M2.0.C.AQ	15.23	Super-austenietisch	2150	200	210-180-150	175-150-125	145-115-95	130-90-65
		Austenietisch-ferrietisch (Duplex) Gegoten						
M3.1.C.AQ	15.51	Niet lasbaar ≥ 0.05%C	1800	230	230-170-120	190-140-100	185-150-135	150-120-90
M3.2.C.AQ	15.52	Lasbaar < 0,05%C	2250	260	205-155-110	170-130-90	160-140-105	125-105-80

ISO K		Gietijzer	Specifieke snijkracht k_{c1}	Hardheid Brinell	<<<< SLIJTVASTHEID			
					CB7525	CB7925	CC6190	CC650
					h_{ex}, mm ≈ voeding f_n, mm/r			
	CMC				0.1-0.25-0.4	0.1-0.25-0.4	0.2-0.4-0.6	0.1-0.25-0.4
MC Nr.	nr.	Materiaal	N/mm²	HB	Snijsnelheid (V_c), m/min			
		Smeedbaar gietijzer						
	07.1	Ferrietisch (kortspanig)	790	130	-	-	810-660-550	800-700-600
K1.1.C.NS	07.2	Perlietisch	900	230	-	-	700-660-550	700-600-500
		Grijs gietijzer						
K2.1.C.UT	08.1	Lage treksterkte	890	180	1700-1450-1200	1450-1200-1050	890-720-600	800-700-600
K2.2.C.UT	08.2	Hoge treksterkte	970	220	1450-1250-1050	1250-1050-890	790-620-500	760-650-540
		Nodulair SG-ijzer						
K3.1.C.UT	09.1	Ferrietisch	900	160	-	-	-	610-550-450
K3.3.C.UT	09.2	Perlietisch	1350	250	-	-	-	510-450-350
K3.4.C.UT	09.3	Martensietisch	2100	380	-	-	-	350-305-260

Aanbevolen snijsnelheden

TAAIHEID >>>>										
CC6160	**GC4335**									
0.1-0.4-0.8	0.1-0.4-0.8									
510-345-245 455-305-215 425-290-205	425-275-200 380-245-180 365-235-170									
460-305-215 395-265-190 255-180-140 205-145-110	300-185-135 250-155-110 185-120-85 150-95-70									
300-205-150 135-95-75	240-155-105 110-70-50									
240-180-130 210-140-100 185-125-90	185-140-100 165-100-70 145-95-65									

TAAIHEID >>>>										
GC2025	**GC2035**									
0.2-0.4-0.6	0.2-0.4-0.6									
225-175-130 100-70-45 115-80-55	180-160-130 85-65-45 95-70-50									
190-145-110 100-70-55 130-100-75	170-145-115 85-65-45 100-90-70									
135-100-70 100-70-50	160-135-105 130-110-85									
160-125-90 100-70-45 115-80-55	170-145-115 70-50-40 75-60-50									
170-135-100 85-55-40 130-90-65	150-120-95 70-50-40 100-80-60									
115-85-60 100-70-50	130-110-85 105-95-75									

TAAIHEID >>>>										
GC3210	**GC3225**	**H13A**								
0.2-0.4-0.6	0.2-0.4-0.6	0.1-0.3-0.5								
385-315-265 315-255-215	260-215-185 210-175-150	140-125-110 125-110-90								
445-360-305 355-290-245	300-250-210 240-200-170	180-145-110 140-115-95								
360-305-250 325-275-225 245-210-170	240-195-165 215-175-150 165-135-115	135-125-95 125-115-90 100-85-65								

Aanbevolen snijsnelheden

De aanbevolen waarden gelden bij gebruik van koelvloeistof.

ISO N		Non-ferrometalen	Specifieke snijkracht k_{c1}	Hardheid Brinell	<<<< SLIJTVASTHEID		
					CD05	CD10	H10
					h_{ex}, mm ≈ voeding f_n, mm/r		
	CMC				0.05-0.4	0.05-0.4	0.15-0.8
MC Nr.	nr.	Materiaal	N/mm²	HB	Snijsnelheid (V_c), m/min		
		Aluminiumlegeringen					
N1.2.Z.UT	30.11	Gesmeed of gesmeed en koudgetrokken, niet-veredeld	400	60	-	2 000 (2500-250)[1]	2 000 (2500-250)[1]
N1.2.Z.AG	30.12	Gesmeed of gesmeed en veredeld	650	100	-	2 000 (2500-250)[1]	2 000 (2500-250)[1]
		Aluminiumlegeringen					
N1.3.C.UT		Gegoten	600	75	2 000 (2500-250)[1]	2 000 (2500-250)[1]	2 000 (2500-250)[1]
N1.3.C.AG		Gegoten of gegoten en veredeld	700	90	2 000 (2500-250)[1]	2 000 (2500-250)[1]	2 000 (2500-250)[1]
		Aluminiumlegeringen					
	30.41	Gegoten, 13–15% Si	700	130	1 550 (1950-195)[1]	1 550 (1950-195)[1]	450 (560-55)[1]
N1.4.C.NS	30.42	Gegoten, 16–22% Si	700	130	770 (960-95)[1]	770 (960-95)[1]	300 (375-38)[1]
		Koper en koperlegeringen					
N3.3.U.UT	33.1	Automatenstaal legeringen, ≥1% Pb	550	110	-	500 (630-65)[1]	500 (630-65)[1]
N3.2.C.UT	33.2	Messing, loodhoudend brons, ≤1% Pb	550	90	-	500 (630-65)[1]	500 (630-65)[1]
N3.1.U.UT	33.3	Brons en ongelood koper, incl. elektrolytisch koper	1350	100	-	300 (375-38)[1]	300 (375-38)[1]

ISO S		Hittebestendig materiaal	Specifieke snijkracht k_{c1}	Hardheid Brinell	<<<< SLIJTVASTHEID		
					CC6160	CC6060	CC6065
					h_{ex}, mm ≈ voeding f_n, mm/r		
	CMC				0.1-0.2-0.3	0.1-0.2-0.3	0.1-0.2-0.3
MC Nr.	nr.	Materiaal	N/mm²	HB	Snijsnelheid (V_c), m/min		
		Hittebestendige superlegeringen					
		Op ijzerbasis					
S1.0.U.AN	20.11	Gegloeid of ontlatend behandeld	2400	200	-	-	-
S1.0.U.AG	20.12	Veredeld of met opp. behandeld en veredeld	2500	280	-	-	-
		Op nikkelbasis					
S2.0.Z.AN	20.21	Gegloeid of ontlatend behandeld	2650	250	400-325-270	400-325-270	330-255-200
S2.0.Z.AG	20.22	Veredeld of met opp. behandeld en veredeld	2900	350	300-235-190	300-235-190	240-175-130
S2.0.C.NS	20.24	Gegoten of gegoten en veredeld	3000	320	240-205-175	240-205-175	215-180-150
		Op cobaltbasis					
S3.0.Z.AN	20.31	Gegloeid of ontlatend behandeld	2700	200	-	-	-
S3.0.Z.AG	20.32	Oplossend behandeld en veredeld	3000	300	-	-	-
S3.0.C.NS	20.33	Gegoten of gegoten en veredeld	3100	320	-	-	-
		Titaniumlegeringen2)		**Rm[3]**			
S4.1.Z.UT	23.1	Commercieel zuiver (99,5% Ti)	1300	400	-	-	-
S4.2.Z.AN	23.21	α, bijna α en α + β legeringen, gegloeid	1400	950	-	-	-
S4.3.Z.AG	23.22	α+β-legeringen in geharde staat. β-legeringen. Gegloeid of gehard	1400	1050	-	-	-

ISO H		Geharde materialen	Specifieke snijkracht k_{c1}	Hardheid	<<<< SLIJTVASTHEID		
					CC6050	CB7105	CB7115
					h_{ex}, mm ≈ voeding f_n, mm/r		
	CMC				0.05-0.15-0.25	0.05-0.15-0.25	0.05-0.15-0.25
MC Nr.	nr.	Materiaal	N/mm²		Snijsnelheid (V_c), m/min		
		Hardstaal					
H1.1.Z.HA	04.1	Gehard en ontlaten	2500	*45HRC*	290-235-175	-	-
H1.1.Z.HA	04.1		3050	*50HRC*	240-195-145	395-300-250	350-265-225
H1.2.Z.HA	04.1		3650	*55HRC*	200-165-120	330-250-210	295-225-185
		Extra hard staal					
H1.3.Z.HA	04.1	Gehard en ontlaten	4300	*60HRC*	170-140-105	280-215-180	250-190-160
H1.4.Z.HA	04.1		5000	*65HRC*	145-120-90	240-185-155	215-165-135
		Coquille gietijzer					
H2.0.C.UT	10.1	Gegoten of gegoten en veredeld	2250	400 HB	-	-	-

1) De snijsnelheden in de tabel gelden voor elke voeding binnen het voedingsbereik.

2) 45–60° instelhoek, positieve snijgeometrie en koelvloeistof gebruiken.

3) Rm = uiteindelijke treksterkte, uitgedrukt in MPa.

Aanbevolen snijsnelheden

TAAIHEID >>>>										
H13A										
0.15-0.8										
1 900 (2400-240)[1)] 1 900 (2400-240)[1)]										
1 900 (2400-240)[1)] 1 900 (2400-240)[1)]										
400 (500-50)[1)] 250 (315-31)[1)]										
450 (560-55)[1)] 450 (560-55)[1)] 270 (340-34)[1)]										

TAAIHEID >>>>										
CC650	**CC670**	**S05F**	**GC1105**	**GC1115**	**GC1125**	**H13A**				
0.1-0.2	0.1-0.2-0.3	0.1-0.2-0.3	0.1-0.3-0.5	0.1-0.3-0.5	0.1-0.2-0.5	0.1-0.3-0.5				
- -	- -	160-135-110 125-105-85	150-100-70 120-80-60	120-80-55 95-65-50	75-60-45 55-45-35	80-65-50 60-50-40				
400-320 340-265 220-160	385-315-20 325-270-230 295-245-210	100-85-70 90-75-60 80-65-55	90-55-30 80-50-27 70-45-24	70-45-24 65-40-22 60-37-19	45-35-25 35-25-15 23-17-12	50-40-30 40-30-20 25-20-15				
345-260 300-225 285-225	345-255-205 300-225-175 285-225-170	100-85-70 90-75-60 80-65-55	90-60-30 80-50-27 70-45-24	70-45-24 65-40-21 60-37-19	45-35-25 35-25-15 23-17-12	50-40-30 40-30-20 25-20-15				
				0.1-0.3-0.5		0.1-0.3-0.5				
- - -	- - -	- - -	- - -	185-155-130 80-65-50 75-55-45	- - -	50-40-30 40-30-20 25-20-15				

TAAIHEID >>>>										
CB7015	**CB7025**	**CB7525**	**CB7125**	**CB7135**						
0.05-0.15-0.25	0.05-0.15-0.25	0.1-0.25-0.4	0.05-0.30	0.05-0.40						
- 350-265-225 295-225-185	- 250-210-185 210-175-155	- 205-165-135 175-140-110								
250-190-160 215-165-135	180-150-135 155-130-115	145-120-95 125-100-80	200-150-100	160-120-80						
-	-	180-150-120								

Snijgegevens

CoroTurn® Prime



SBW = zijkant achterwaarts



EBW = einde achterwaarts



SFW = zijkant voorwaarts



EFW = einde voorwaarts

A-type wisselplaten met schroefklemuitvoering op opname



	SBW	EBW	SFW	EFW
f_n min.	0.20	0.20	0.10	0.10
f_n rec.	0.40	0.40	0.20	0.20
f_n max.	0.50	0.50	0.25	0.25
a_p min.	0.25	0.25	0.25	0.25
a_p rec.	1.50	1.50	1.00	1.00
a_p max	3.00	2.50	1.50	1.50
KAPR	30°	25°	115°	120°
RMPX	15°	10°	15°	10°
D min3		30		0

Snijsnelheid

Materiaal	*v*c m/min
P	250-350
M	100-250
S	40-120

A-type wisselplaten met Rigid clamp uitvoering op opname



	SBW	EBW	SFW	EFW
f_n min.	0.30	0.30	0.20	0.20
f_n rec.	0.60	0.60	0.35	0.30
f_n max.	1.20	1.20	0.60	0.60
a_p min.	0.50	0.50	0.50	0.50
a_p rec.	2.00	1.00	2.00	2.00
a_p max	4.00	1.50	3.00	3.00
KAPR	25°	25°	95°	95°
RMPX	23°	23°	23°	23°
D min3		40		0

Minimumdiameter



D_{min}; 30 mm voor type A, 40 mm voor type B

Voedingsreductie en radiale toevoer vereist



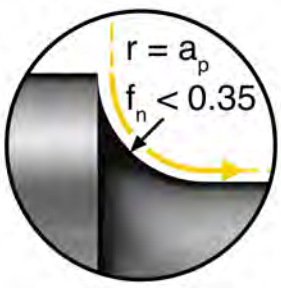

SANDVIK Coromant

Aanbevolen snedediepte en voeding

T-Max® P wisselplaat voor draaien

Wisselplaat	Snedediepte a_p = mm			Voeding f_n = mm/r		
	Aanbev.	Min	Max.	Aanbev.	Min	Max.
CNGA090304S01030A	0.1	0.07	0.4	0.1	0.05	0.2
CNGA090304S01030AWH	0.1	0.07	0.4	0.18	0.05	0.25
CNGA090304T01030AWH	0.1	0.07	0.4	0.18	0.05	0.25
CNGA090308S01030A	0.2	0.07	0.8	0.15	0.05	0.3
CNGA090308S01030AWH	0.1	0.07	0.8	0.28	0.05	0.35
CNGA090308S02035A	0.2	0.07	0.8	0.15	0.05	0.3
CNGA090308T01030AWH	0.1	0.07	0.8	0.28	0.05	0.35
CNGA120404S01020A	0.1	0.07	0.4	0.1	0.05	0.2
CNGA120404S01020H	0.1	0.07	0.2	0.1	0.05	0.2
CNGA120404S01030A	0.1	0.07	0.4	0.1	0.05	0.2
CNGA120404S01030AWH	0.1	0.07	0.4	0.18	0.05	0.25
CNGA120404S01525	0.1	0.1	0.5	0.1	0.05	0.2
CNGA120404S01525H	0.1	0.07	0.2	0.1	0.05	0.2
CNGA120404S01525WH	0.1	0.1	0.5	0.1	0.05	0.3
CNGA120404S02035A	0.2	0.07	0.4	0.15	0.05	0.3
CNGA120404S02035B	0.2	0.07	0.4	0.15	0.05	0.3
CNGA120404T01020B	0.1	0.07	0.4	0.1	0.05	0.2
CNGA120404T01020BWG	0.1	0.07	0.4	0.18	0.05	0.25
CNGA120404T01030AWH	0.1	0.07	0.4	0.18	0.05	0.25
CNGA120408EA	0.15	0.07	0.8	0.1	0.05	0.2
CNGA120408S01018A	0.15	0.07	0.8	0.15	0.05	0.3
CNGA120408S01020H	0.2	0.07	0.4	0.15	0.05	0.3
CNGA120408S01030A	0.2	0.07	0.8	0.15	0.05	0.3
CNGA120408S01030AWG	0.1	0.07	0.8	0.28	0.05	0.35
CNGA120408S01030AWH	0.1	0.07	0.8	0.28	0.05	0.35
CNGA120408S01520HWG	0.1	0.07	0.4	0.28	0.05	0.35
CNGA120408S01520HWH	0.1	0.07	0.4	0.28	0.05	0.35
CNGA120408S01525	0.2	0.1	1	0.1	0.05	0.3
CNGA120408S01525H	0.2	0.07	0.4	0.15	0.05	0.3
CNGA120408S01525WH	0.1	0.1	1	0.15	0.05	0.35
CNGA120408S01530B	0.15	0.1	1	0.15	0.05	0.3
CNGA120408S02030H	0.2	0.07	0.4	0.15	0.05	0.3
CNGA120408S02035A	0.2	0.07	0.8	0.15	0.05	0.3
CNGA120408S02035AWH	0.1	0.05	0.4	0.2	0.05	0.35
CNGA120408S02035B	0.2	0.07	0.8	0.15	0.05	0.3
CNGA120408T01020	1.2	0.1	3.6	0.1	0.07	0.2
CNGA120408T01020B	0.15	0.07	0.8	0.15	0.05	0.3
CNGA120408T01020BWG	0.1	0.07	0.8	0.28	0.05	0.35
CNGA120408T01020WG	3.6	0.1	6	0.25	0.15	0.36
CNGA120408T01030A	0.2	0.07	0.8	0.15	0.05	0.3
CNGA120408T01030AWH	0.1	0.07	0.8	0.28	0.05	0.35
CNGA120408T01525	0.2	0.1	1	0.1	0.05	0.3
CNGA120408T01525WH	0.2	0.1	1	0.15	0.05	0.35
CNGA120408T02520	3	2	4	0.5	0.3	0.56
CNGA120412EA	0.15	0.07	1.2	0.1	0.05	0.2
CNGA120412S01018A	0.2	0.07	1.2	0.2	0.05	0.4
CNGA120412S01020H	0.2	0.07	0.6	0.2	0.05	0.3
CNGA120412S01030A	0.2	0.07	1.2	0.2	0.05	0.3
CNGA120412S01030AWG	0.2	0.07	1.2	0.32	0.05	0.4
CNGA120412S01030AWH	0.2	0.07	1.2	0.32	0.05	0.4
CNGA120412S01520HWG	0.2	0.07	0.6	0.32	0.05	0.4
CNGA120412S01520HWH	0.2	0.07	0.6	0.32	0.05	0.4
CNGA120412S01525	0.3	0.1	1.5	0.15	0.05	0.35
CNGA120412S01525H	0.2	0.07	0.6	0.2	0.05	0.3
CNGA120412S01525WH	0.3	0.1	1.5	0.2	0.05	0.35
CNGA120412S01530B	0.2	0.1	1.5	0.2	0.05	0.3
CNGA120412S02030H	0.2	0.07	0.6	0.2	0.05	0.3
CNGA120412S02035A	0.2	0.07	1.2	0.2	0.05	0.3
CNGA120412S02035B	0.2	0.07	1.2	0.2	0.05	0.3
CNGA120412T01020	1.2	0.1	3.6	0.14	0.07	0.3
CNGA120412T01020B	0.2	0.07	1.2	0.2	0.05	0.4
CNGA120412T01020WG	3.6	0.1	6	0.45	0.15	0.54
CNGA120412T01030A	0.2	0.07	1.2	0.2	0.05	0.3
CNGA120412T01030AWH	0.2	0.07	1.2	0.32	0.05	0.4
CNGA120412T02520	3	2	4	0.5	0.3	0.6
CNGA120416S01030A	0.6	0.07	1.6	0.5	0.05	0.5
CNGA120416S01030A	0.6	0.07	1.6	0.5	0.05	0.7
CNGA120416S01525H	0.2	0.07	0.8	0.2	0.05	0.5
CNGA120416S02035A	0.2	0.07	1.6	0.2	0.05	0.3
CNGA120416T01020	1.2	0.1	3.6	0.19	0.07	0.3
CNGA120416T01020WG	3.6	0.1	6	0.6	0.15	0.6
CNGA120416T02520	3	2	4	0.5	0.3	0.6
CNGA160608T01020	1.6	0.1	4.8	0.1	0.07	0.2
CNGA160612T01020	1.6	0.1	4.8	0.14	0.07	0.3

Wisselplaat	Snedediepte a_p = mm			Voeding f_n = mm/r		
	Aanbev.	Min	Max.	Aanbev.	Min	Max.
CNGA160612T02520	4.8	0.1	8	0.3	0.15	0.54
CNGA160616T02520	4.8	0.1	8	0.4	0.15	0.6
CNGA190616T02520	5.7	0.1	9.5	0.4	0.15	0.6
CNGG120401-SGF	0.1	0.05	3	0.03	0.01	0.08
CNGG120402-SGF	0.2	0.08	3	0.04	0.02	0.1
CNGG120404-SGF	0.3	0.1	3	0.12	0.05	0.25
CNGG120408-SGF	0.5	0.2	3	0.15	0.1	0.3
CNGG120412-SGF	0.8	0.3	4	0.18	0.1	0.35
CNGQ120708T02520	3.6	0.1	6	0.2	0.15	0.36
CNGQ120708T02520WG	3.6	0.1	6	0.3	0.15	0.36
CNGQ120712T02520	3.6	0.1	6	0.3	0.15	0.54
CNGQ120712T02520WG	3.6	0.1	6	0.45	0.15	0.54
CNGQ120716T02520	3.6	0.1	6	0.4	0.15	0.6
CNGX1204L025-18AXA	0.20	0.15	0.25	0.35	0.25	0.45
CNGX1204L025-18HXA	0.20	0.15	0.25	0.35	0.25	0.45
CNGX120712T02520	3.6	0.1	6	0.3	0.15	0.54
CNGX120716T02520	3.6	0.1	6	0.4	0.15	0.6
CNMA120404-KR	2.5	0.2	5	0.2	0.1	0.3
CNMA120408-KR	4	0.2	8	0.35	0.15	0.6
CNMA120412-KR	4	0.3	8	0.45	0.2	0.8
CNMA120416-KR	4	0.3	8	0.55	0.2	1
CNMA160612-KR	5	0.3	10	0.45	0.2	0.8
CNMA160616-KR	5	0.3	10	0.55	0.2	1
CNMA190608-KR	6	0.2	12	0.35	0.15	0.6
CNMA190612-KR	6	0.3	12	0.45	0.2	0.8
CNMA190616-KR	6	0.3	12	0.55	0.2	1
CNMA190624-KR	6	0.4	12	0.6	0.2	1.19
CNMG090304-MF	0.4	0.1	1.5	0.15	0.05	0.25
CNMG090304-MM	1.5	0.15	4	0.25	0.1	0.4
CNMG090304-PF	0.4	0.25	1.5	0.15	0.07	0.3
CNMG090304-PM	2	0.4	4	0.2	0.1	0.3
CNMG090304-QM	3	1	4.5	0.25	0.18	0.3
CNMG090304-WF	0.5	0.3	1.5	0.15	0.05	0.25
CNMG090308-MF	0.4	0.1	1.5	0.2	0.1	0.35
CNMG090308-MM	2	0.5	4	0.25	0.1	0.4
CNMG090308-PF	0.4	0.3	1.5	0.15	0.1	0.3
CNMG090308-PM	2	0.5	4	0.3	0.15	0.5
CNMG090308-QM	3	1	4.5	0.35	0.2	0.5
CNMG090308-WF	1	0.3	2	0.3	0.1	0.3
CNMG120404-KF	0.5	0.15	2	0.15	0.08	0.25
CNMG120404-MF	0.4	0.1	1.5	0.15	0.05	0.3
CNMG120404-PF	0.4	0.25	1.5	0.15	0.07	0.3
CNMG120404-PM	3	0.4	5.5	0.2	0.1	0.3
CNMG120404-QM	3	1	6	0.25	0.18	0.3
CNMG120404-SF	0.4	0.15	1.5	0.12	0.08	0.22
CNMG120404-SM	1.5	0.15	2.5	0.2	0.1	0.3
CNMG120404-WF	0.4	0.25	3	0.25	0.05	0.25
CNMG120404-XF	0.75	0.15	4	0.15	0.05	0.2
CNMG120404-XM	2.5	0.3	5	0.18	0.08	0.3
CNMG120408-KF	0.5	0.15	2	0.2	0.1	0.3
CNMG120408-KM	3	0.2	6	0.35	0.15	0.5
CNMG120408-KR	3.5	0.38	7	0.38	0.19	0.53
CNMG120408-MF	0.4	0.1	1.5	0.2	0.1	0.4
CNMG120408-MM	3	0.5	5.7	0.25	0.1	0.45
CNMG120408-MR	3	2	7.6	0.3	0.15	0.55
CNMG120408-PF	0.4	0.3	1.5	0.2	0.1	0.4
CNMG120408-PM	3	0.5	5.5	0.3	0.15	0.5
CNMG120408-PR	4	0.7	7	0.35	0.2	0.5
CNMG120408-QM	3	1	6	0.35	0.2	0.5
CNMG120408-SF	0.5	0.2	1.5	0.15	0.1	0.25
CNMG120408-SM	2	0.2	3	0.25	0.1	0.35
CNMG120408-SMR	2	0.5	4	0.3	0.1	0.4
CNMG120408-WF	1	0.25	4	0.3	0.1	0.5
CNMG120408-WMX	3	0.5	5	0.45	0.15	0.7
CNMG120408-XF	1	0.2	4	0.2	0.05	0.25
CNMG120408-XM	2.5	0.5	5	0.25	0.1	0.4
CNMG120408-XMR	3	0.5	6	0.3	0.15	0.5
CNMG120412-KF	1	0.2	2.5	0.25	0.1	0.35
CNMG120412-KM	3	0.3	6	0.4	0.15	0.6
CNMG120412-KR	3.5	0.5	7	0.5	0.25	0.7
CNMG120412-MF	0.8	0.2	2.5	0.25	0.15	0.5
CNMG120412-MM	3	0.5	5.7	0.3	0.1	0.6
CNMG120412-MR	3	2	7.6	0.35	0.15	0.6
CNMG120412-PF	0.8	0.35	1.5	0.25	0.15	0.5

Aanbevolen snedediepte en voeding

T-Max® P wisselplaat voor draaien

Wisselplaat	Snedediepte			Voeding		
	a_p = mm			f_n = mm/r		
	Aanbev.	Min	Max.	Aanbev.	Min	Max.
CNMG120412-PM	3	0.8	5.5	0.35	0.18	0.6
CNMG120412-PR	4	1	7	0.4	0.25	0.7
CNMG120412-QM	3	1	6	0.35	0.25	0.6
CNMG120412-SF	0.8	0.4	2	0.17	0.12	0.3
CNMG120412-SM	2	0.3	3.5	0.28	0.12	0.38
CNMG120412-SMR	2	0.5	4	0.32	0.12	0.42
CNMG120412-WF	1.5	0.4	4	0.5	0.2	0.6
CNMG120412-WM	3.5	0.8	6	0.5	0.2	0.9
CNMG120412-WMX	3.5	0.8	6	0.5	0.2	0.75
CNMG120412-XM	3	0.7	5	0.3	0.15	0.45
CNMG120412-XMR	3	0.75	6	0.32	0.18	0.55
CNMG120416-KM	3	0.3	6	0.45	0.2	0.7
CNMG120416-KR	3.5	0.75	7	0.61	0.28	0.85
CNMG120416-MR	3	2	7.6	0.4	0.15	0.7
CNMG120416-PM	3	1	5.5	0.4	0.23	0.65
CNMG120416-PR	4	1.5	7	0.5	0.32	0.75
CNMG120416-QM	3	1	6	0.4	0.3	0.65
CNMG120416-SMR	2	0.5	4	0.35	0.15	0.45
CNMG120416-XMR	3.5	1	6	0.35	0.21	0.6
CNMG160604-QM	3	1	8	0.25	0.18	0.3
CNMG160608-KM	4	0.2	8	0.35	0.15	0.5
CNMG160608-MM	4	0.5	7.2	0.25	0.1	0.45
CNMG160608-PM	4	0.5	7.2	0.3	0.15	0.5
CNMG160608-PR	5	0.7	8	0.35	0.2	0.5
CNMG160608-QM	3	1	8	0.35	0.2	0.5
CNMG160608-SM	3	0.5	8	0.3	0.17	0.5
CNMG160608-WM	3.5	0.7	6.5	0.4	0.2	0.7
CNMG160608-WMX	3	0.5	5	0.45	0.15	0.7
CNMG160612-KM	4	0.3	8	0.4	0.15	0.6
CNMG160612-KR	4.7	0.8	9.3	0.55	0.28	0.77
CNMG160612-MM	4	0.5	7.2	0.3	0.1	0.6
CNMG160612-MR	4	2	10	0.35	0.15	0.6
CNMG160612-PM	4	0.8	7.2	0.35	0.18	0.6
CNMG160612-PR	5	1	8	0.4	0.25	0.7
CNMG160612-QM	3	1	8	0.35	0.25	0.6
CNMG160612-SM	4	1	6	0.25	0.2	0.35
CNMG160612-WM	3.5	0.7	6.5	0.4	0.2	0.7
CNMG160612-WMX	3.5	0.8	6	0.5	0.2	0.75
CNMG160612-XMR	4	1	7	0.4	0.2	0.65
CNMG160616-KM	4	0.3	8	0.45	0.2	0.7
CNMG160616-KR	4.7	1	9.3	0.61	0.3	0.85
CNMG160616-MM	4	0.5	7.2	0.37	0.1	0.65
CNMG160616-MR	4	2	10	0.4	0.15	0.7
CNMG160616-PM	4	1	7.2	0.4	0.23	0.65
CNMG160616-PR	5	1.5	8	0.5	0.3	0.8
CNMG160616-QM	3	1	8	0.35	0.3	0.55
CNMG160616-SM	4	1	6	0.3	0.25	0.4
CNMG160616-SMR	4	1	6	0.4	0.3	0.5
CNMG160616-XMR	4	1	7	0.45	0.25	0.7
CNMG160624-PR	5	2	8	0.5	0.32	0.9
CNMG190604-QM	3	1	8	0.25	0.18	0.3
CNMG190608-MM	4	0.5	8.5	0.25	0.1	0.45
CNMG190608-PM	4	0.5	8.6	0.3	0.15	0.5
CNMG190608-PR	5	0.7	10	0.35	0.2	0.5
CNMG190608-QM	3	1	8	0.35	0.2	0.5
CNMG190608-SM	4	0.5	8	0.3	0.15	0.5
CNMG190612-KM	4.5	0.3	9	0.4	0.15	0.6
CNMG190612-KR	7	1	14	0.55	0.28	0.77
CNMG190612-MM	4	0.5	8.5	0.3	0.1	0.6
CNMG190612-MR	4	2	11.4	0.35	0.15	0.6
CNMG190612-PM	4	0.8	8.6	0.35	0.18	0.6
CNMG190612-PR	5	1	10	0.4	0.25	0.7
CNMG190612-QM	3	1	8	0.35	0.25	0.6
CNMG190612-SM	2	0.5	9	0.3	0.2	0.5
CNMG190612-SMR	6	1	9	0.35	0.25	0.42
CNMG190612-XMR	4	1	8.5	0.45	0.25	0.7
CNMG190616-KM	4.5	0.3	9	0.45	0.2	0.7
CNMG190616-KR	7	1.5	14	0.61	0.3	0.85
CNMG190616-MM	4	0.5	8.5	0.37	0.1	0.65
CNMG190616-MR	4	2	11.4	0.4	0.15	0.7
CNMG190616-PM	4	1	8.6	0.4	0.23	0.65
CNMG190616-PR	5	1.5	10	0.5	0.3	0.8
CNMG190616-QM	3	1	8	0.4	0.3	0.65

Wisselplaat	Snedediepte			Voeding		
	a_p = mm			f_n = mm/r		
	Aanbev.	Min	Max.	Aanbev.	Min	Max.
CNMG190616-SM	6	1	9	0.3	0.25	0.4
CNMG190616-SMR	6	1	9	0.4	0.3	0.5
CNMG190624-MR	4	2	11.4	0.5	0.15	1
CNMG190624-PR	5	2	10	0.5	0.32	0.9
CNMM120408-MR	3	0.7	7.5	0.35	0.2	0.55
CNMM120408-PR	5	0.7	7.5	0.4	0.2	0.55
CNMM120412-MR	3	1	7.5	0.4	0.25	0.7
CNMM120412-PR	5	1	7.5	0.5	0.25	0.7
CNMM120416-MR	3	1.5	7.5	0.5	0.32	0.9
CNMM120416-PR	5	1.5	7.5	0.55	0.32	0.9
CNMM160608-PR	6	0.7	9.5	0.4	0.2	0.55
CNMM160612-MR	6	1.2	9.5	0.45	0.32	0.65
CNMM160612-PR	6	1	9.5	0.5	0.25	0.7
CNMM160616-MR	6	1.5	9.5	0.5	0.35	0.8
CNMM160616-PR	6	1.5	9.5	0.55	0.32	0.9
CNMM190612-MR	7	1.5	12	0.5	0.32	0.7
CNMM190612-PR	6	1	12	0.5	0.25	0.7
CNMM190616-MR	7	1.8	12	0.55	0.35	0.9
CNMM190616-PR	6	1.5	12	0.55	0.32	0.9
CNMM190624-MR	7	2.5	12	0.6	0.4	1.2
CNMM190624-PR	6	2	12	0.55	0.35	1.2
CNMX1204A1-SM	1	0.5	1.5	0.25	0.13	0.35
CNMX1204A2-SM	2	0.5	2.5	0.25	0.13	0.35
DNGA110404S01020A	0.1	0.07	0.4	0.1	0.05	0.2
DNGA110404S01030A	0.1	0.07	0.4	0.1	0.05	0.2
DNGA110404S01525H	0.1	0.07	0.2	0.1	0.05	0.2
DNGA110404T01020B	0.1	0.07	0.4	0.1	0.05	0.2
DNGA110408S01020A	0.15	0.07	0.8	0.15	0.05	0.3
DNGA110408S01030A	0.2	0.07	0.8	0.15	0.05	0.3
DNGA110408S01525H	0.2	0.07	0.4	0.15	0.05	0.3
DNGA110408S02035A	0.2	0.07	0.8	0.15	0.05	0.3
DNGA110408T01020B	0.15	0.07	0.8	0.15	0.05	0.3
DNGA110412S01030A	0.2	0.07	1.2	0.2	0.05	0.3
DNGA110412S01525H	0.2	0.07	0.6	0.2	0.05	0.3
DNGA150404S01020A	0.1	0.07	0.4	0.1	0.05	0.2
DNGA150404S01030A	0.1	0.07	0.4	0.1	0.05	0.2
DNGA150404S01525	0.1	0.1	0.5	0.1	0.05	0.2
DNGA150404S01525H	0.1	0.07	0.2	0.1	0.05	0.2
DNGA150404S02035A	0.2	0.07	0.4	0.15	0.05	0.3
DNGA150408EA	0.15	0.07	0.8	0.1	0.05	0.2
DNGA150408S01020A	0.1	0.07	0.8	0.1	0.05	0.2
DNGA150408S01030A	0.2	0.07	0.8	0.15	0.05	0.3
DNGA150408S01030AWH	0.1	0.07	0.8	0.28	0.05	0.35
DNGA150408S01520HWH	0.2	0.07	0.6	0.32	0.05	0.4
DNGA150408S01525	0.2	0.1	1	0.1	0.05	0.3
DNGA150408S01525H	0.2	0.07	0.6	0.2	0.05	0.3
DNGA150408S01530B	0.2	0.1	0.8	0.15	0.05	0.3
DNGA150408S02030H	0.2	0.07	0.2	0.15	0.05	0.3
DNGA150408S02035A	0.2	0.07	0.4	0.15	0.05	0.3
DNGA150408S02035AWH	0.1	0.07	0.8	0.28	0.05	0.35
DNGA150408T01020	1.5	0.1	4.5	0.1	0.07	0.2
DNGA150408T01525	0.2	0.1	1	0.1	0.05	0.3
DNGA150408T02520	4.5	0.1	7.5	0.2	0.15	0.36
DNGA150412EA	0.15	0.07	1.2	0.1	0.05	0.2
DNGA150412S01030A	0.2	0.07	1.2	0.2	0.05	0.3
DNGA150412S01030AWH	0.2	0.07	1.2	0.32	0.05	0.4
DNGA150412S01520HWH	0.2	0.07	0.6	0.32	0.05	0.4
DNGA150412S01525	0.3	0.1	1.5	0.15	0.05	0.35
DNGA150412S01525H	0.2	0.07	0.6	0.2	0.05	0.3
DNGA150412S01530B	0.2	0.1	0.8	0.2	0.05	0.3
DNGA150412S02030H	0.2	0.07	0.6	0.2	0.05	0.3
DNGA150412S02035A	0.2	0.07	1.2	0.2	0.05	0.3
DNGA150412T01020	1.5	0.1	4.5	0.14	0.07	0.3
DNGA150412T02520	4.5	0.1	7.5	0.3	0.15	0.54
DNGA150416S01030A	0.6	0.07	1.6	0.5	0.05	0.7
DNGA150416S01525H	0.2	0.07	0.8	0.3	0.05	0.5
DNGA150416T01020	1.5	0.1	4.5	0.19	0.07	0.3
DNGA150604S01525	0.1	0.1	0.5	0.1	0.05	0.2
DNGA150608S01525	0.2	0.1	1	0.1	0.05	0.3
DNGA150608T01525	0.2	0.1	1	0.1	0.05	0.3
DNGA150612S01525	0.3	0.1	1.5	0.15	0.05	0.35
DNGG150401-SGF	0.1	0.05	3	0.03	0.01	0.08
DNGG150402-SGF	0.2	0.08	3	0.04	0.02	0.1

Aanbevolen snedediepte en voeding

T-Max® P wisselplaat voor draaien

Wisselplaat	Snedediepte			Voeding		
	a_p = mm			f_n = mm/r		
	Aanbev.	Min	Max.	Aanbev.	Min	Max.
DNGG150404-SGF	0.3	0.1	3	0.12	0.05	0.2
DNGG150408-SGF	0.5	0.2	3	0.15	0.1	0.25
DNGG150412-SGF	0.8	0.3	3	0.18	0.1	0.3
DNGG150604-SGF	0.3	0.1	3	0.12	0.05	0.2
DNGG150608-SGF	0.5	0.2	3	0.15	0.1	0.25
DNGG150612-SGF	0.8	0.3	3	0.18	0.1	0.3
DNGQ150708T02520	4.5	0.1	7.5	0.2	0.15	0.36
DNGQ150712T02520	4.5	0.1	7.5	0.3	0.15	0.54
DNGQ150716T02520	4.5	0.1	7.5	0.4	0.15	0.6
DNMA150408-KR	3	0.2	6	0.35	0.15	0.6
DNMA150412-KR	3	0.3	6	0.45	0.2	0.8
DNMA150608-KR	3	0.2	6	0.35	0.15	0.6
DNMA150612-KR	3	0.3	6	0.45	0.2	0.8
DNMA150616-KR	3	0.3	6	0.55	0.2	1
DNMG110404-KF	0.5	0.15	2	0.15	0.08	0.25
DNMG110404-MF	0.4	0.1	1.5	0.15	0.05	0.3
DNMG110404-PF	0.4	0.25	1.5	0.15	0.07	0.3
DNMG110404-PM	2	0.4	5	0.2	0.1	0.3
DNMG110404-QM	3	1	5.5	0.25	0.18	0.3
DNMG110404-SF	0.4	0.15	1.5	0.12	0.08	0.22
DNMG110404-SM	1	0.4	4	0.15	0.1	0.3
DNMG110408-KF	0.5	0.15	2	0.2	0.1	0.3
DNMG110408-KM	2	0.2	3.5	0.35	0.15	0.5
DNMG110408-MF	0.4	0.1	1.5	0.2	0.1	0.4
DNMG110408-MM	2	0.5	4.4	0.25	0.1	0.45
DNMG110408-PF	0.4	0.3	1.5	0.2	0.1	0.4
DNMG110408-PM	2	0.5	5	0.3	0.15	0.5
DNMG110408-QM	3	1	5.5	0.35	0.2	0.5
DNMG110408-SF	0.5	0.2	1.5	0.15	0.1	0.25
DNMG110412-KM	2	0.3	3.5	0.4	0.15	0.6
DNMG110412-MM	2	0.5	4.4	0.3	0.1	0.6
DNMG110412-PF	0.8	0.35	1.5	0.25	0.15	0.5
DNMG110412-PM	2	0.8	5	0.35	0.18	0.5
DNMG110412-QM	3	1	5.5	0.35	0.25	0.6
DNMG150404-KF	0.5	0.15	2	0.15	0.08	0.25
DNMG150404L-K	2.5	0.7	5	0.22	0.14	0.3
DNMG150404-MF	0.4	0.1	1.5	0.15	0.05	0.3
DNMG150404-PM	3	0.4	6	0.2	0.1	0.3
DNMG150404-QM	3	1	7.5	0.25	0.18	0.3
DNMG150404R-K	2.5	0.7	5	0.22	0.14	0.3
DNMG150404-SF	0.4	0.15	1.5	0.12	0.08	0.22
DNMG150404-SM	1.5	0.15	2	0.2	0.1	0.25
DNMG150404-XF	0.75	0.15	4	0.15	0.05	0.2
DNMG150404-XM	2.5	0.3	5	0.18	0.08	0.25
DNMG150408-KF	0.5	0.15	2	0.2	0.1	0.3
DNMG150408-KM	2.5	0.2	5	0.35	0.15	0.5
DNMG150408-KR	3.5	0.38	7	0.34	0.17	0.47
DNMG150408-MF	0.4	0.1	1.5	0.2	0.1	0.4
DNMG150408-MR	3	2	6	0.3	0.15	0.55
DNMG150408-PF	0.4	0.3	1.5	0.2	0.1	0.4
DNMG150408-PM	3	0.5	6	0.3	0.15	0.5
DNMG150408-PR	4	0.7	6	0.35	0.2	0.5
DNMG150408-QM	3	1	7.5	0.35	0.2	0.5
DNMG150408R-K	3	0.8	5	0.3	0.14	0.5
DNMG150408-SF	0.5	0.2	1.5	0.15	0.1	0.25
DNMG150408-SM	2	0.2	2.5	0.22	0.1	0.28
DNMG150408-SMR	1.5	0.15	2.5	0.2	0.1	0.25
DNMG150408-XF	1	0.2	4	0.2	0.05	0.25
DNMG150408-XM	2.5	0.5	5	0.25	0.1	0.4
DNMG150412-KM	2.5	0.3	5	0.4	0.15	0.6
DNMG150412-KR	3.5	0.5	7	0.45	0.23	0.63
DNMG150412-MF	0.8	0.2	2.5	0.25	0.15	0.5
DNMG150412-MR	3	2	6	0.35	0.15	0.6
DNMG150412-PF	0.8	0.35	1.5	0.25	0.15	0.5
DNMG150412-PM	3	0.8	6	0.35	0.18	0.6
DNMG150412-PR	4	1	6	0.4	0.25	0.7
DNMG150412-QM	3	1	7.5	0.35	0.25	0.6
DNMG150412-SM	2	0.3	3	0.25	0.12	0.3
DNMG150412-SMR	2	0.2	3	0.22	0.1	0.3
DNMG150416-MR	3	2	6	0.4	0.15	0.7
DNMG150416-PR	4	1.5	6	0.5	0.3	0.75
DNMG150604-KF	0.5	0.15	2	0.15	0.08	0.25
DNMG150604L-K	2.5	0.7	5	0.22	0.14	0.3

Wisselplaat	Snedediepte			Voeding		
	a_p = mm			f_n = mm/r		
	Aanbev.	Min	Max.	Aanbev.	Min	Max.
DNMG150604-MF	0.4	0.1	1.5	0.15	0.05	0.3
DNMG150604-PF	0.4	0.25	1.5	0.15	0.07	0.3
DNMG150604-PM	3	0.4	6	0.2	0.1	0.3
DNMG150604-QM	3	1	7.5	0.25	0.18	0.3
DNMG150604R-K	2.5	0.7	5	0.22	0.14	0.3
DNMG150604-SF	0.4	0.15	1.5	0.12	0.08	0.22
DNMG150604-SM	1.5	0.15	2	0.2	0.1	0.25
DNMG150604-XF	0.75	0.15	4	0.15	0.05	0.2
DNMG150604-XM	2.5	0.5	5	0.25	0.1	0.35
DNMG150608-KF	0.5	0.15	2	0.2	0.1	0.3
DNMG150608-KM	2.5	0.2	5	0.35	0.15	0.5
DNMG150608-KR	3.5	0.38	7	0.34	0.17	0.47
DNMG150608L-K	3	0.8	5	0.3	0.14	0.5
DNMG150608-MF	0.4	0.1	1.5	0.2	0.1	0.4
DNMG150608-MM	3	0.5	6.4	0.25	0.1	0.45
DNMG150608-MR	3	2	6	0.3	0.15	0.55
DNMG150608-PF	0.4	0.3	1.5	0.2	0.1	0.4
DNMG150608-PM	3	0.5	6	0.3	0.15	0.5
DNMG150608-PR	4	0.7	6	0.35	0.2	0.5
DNMG150608-QM	3	1	7.5	0.35	0.2	0.5
DNMG150608R-K	3	0.8	5	0.3	0.14	0.5
DNMG150608-SF	0.5	0.2	1.5	0.15	0.1	0.25
DNMG150608-SM	2	0.2	2.5	0.22	0.1	0.28
DNMG150608-SMR	1.5	0.15	2.5	0.2	0.1	0.25
DNMG150608-XF	1	0.2	4	0.2	0.05	0.25
DNMG150608-XM	2.5	0.5	5	0.25	0.1	0.4
DNMG150612-KF	1	0.2	2.5	0.25	0.1	0.35
DNMG150612-KM	2.5	0.3	5	0.4	0.15	0.6
DNMG150612-KR	3.5	0.5	7	0.45	0.23	0.63
DNMG150612-MF	0.8	0.2	2.5	0.25	0.15	0.5
DNMG150612-MM	3	0.5	6.4	0.3	0.1	0.6
DNMG150612-MR	3	2	6	0.35	0.15	0.6
DNMG150612-PF	0.8	0.35	1.5	0.25	0.15	0.5
DNMG150612-PM	3	0.8	6	0.35	0.18	0.6
DNMG150612-PR	4	1	6	0.4	0.25	0.7
DNMG150612-QM	3	1	7.5	0.35	0.25	0.6
DNMG150612-SF	0.8	0.4	2	0.17	0.12	0.3
DNMG150612-SM	2	0.3	3	0.25	0.12	0.3
DNMG150612-SMR	2	0.2	3	0.22	0.1	0.3
DNMG150612-XM	3	0.7	5	0.28	0.15	0.45
DNMG150612-XMR	3	0.75	6	0.3	0.18	0.5
DNMG150616-KR	3.5	0.75	7	0.5	0.25	0.69
DNMG150616-MR	3	2	6	0.4	0.15	0.7
DNMG150616-PM	3	1	6	0.4	0.23	0.65
DNMG150616-PR	4	1.5	6	0.5	0.32	0.75
DNMG150616-QM	3	1	7.5	0.4	0.3	0.65
DNMG150616-SMR	2	0.3	3	0.25	0.12	0.3
DNMG190608-PR	5	1	8	0.35	0.2	0.5
DNMG190612-PR	5	1.2	8	0.4	0.25	0.7
DNMM150608-MR	3	0.7	6	0.35	0.2	0.55
DNMM150608-PR	5	0.7	6	0.4	0.2	0.55
DNMM150612-MR	3	1	6	0.4	0.25	0.7
DNMM150612-PR	5	1	6	0.5	0.25	0.7
DNMM150616-PR	5	1.5	6	0.55	0.32	0.9
DNMX110404-WF	1	0.2	1.5	0.2	0.08	0.3
DNMX110408-WF	1	0.2	3	0.3	0.1	0.4
DNMX110408-WM	1.5	0.5	3.5	0.35	0.15	0.5
DNMX110412-WM	2	0.5	4	0.45	0.15	0.6
DNMX150408-WM	2	0.5	4.5	0.35	0.15	0.5
DNMX150408-WMX	3	0.5	5	0.45	0.15	0.7
DNMX150412-WM	2.5	0.5	5	0.45	0.15	0.6
DNMX150412-WMX	3.5	0.8	6	0.5	0.2	0.75
DNMX150416-WM	3.5	0.5	6	0.6	0.2	0.8
DNMX150416-WMX	3.5	0.5	6	0.5	0.2	0.8
DNMX150604-WF	0.8	0.2	3	0.2	0.08	0.3
DNMX150608-WF	1.5	0.2	3	0.3	0.1	0.4
DNMX150608-WMX	3	0.5	5	0.45	0.15	0.7
DNMX150612-WF	1.5	0.4	3.5	0.4	0.15	0.55
DNMX150612-WM	2.5	0.5	5	0.45	0.15	0.6
DNMX150612-WMX	3.5	0.8	6	0.5	0.2	0.75
DNMX150616-WM	3.5	0.5	6	0.6	0.2	0.8
DNMX150616-WMX	3.5	0.5	6	0.5	0.2	0.8
RCMX100300	2.5	1	4	0.16	0.06	0.32

Aanbevolen snedediepte en voeding

T-Max® P wisselplaat voor draaien

Wisselplaat	Snedediepte			Voeding		
	a_p = mm			f_n = mm/r		
	Aanbev.	Min	Max.	Aanbev.	Min	Max.
RCMX100300E	2.5	1	4	0.16	0.06	0.32
RCMX120400	3	1.2	4.8	0.19	0.08	0.38
RCMX120400E	3	1.2	4.8	0.19	0.08	0.38
RCMX160600	4	1.6	6.4	0.25	0.1	0.51
RCMX200600	5	2	8	0.32	0.13	0.63
RNGA120400T01020	1.8	0.1	3.6	0.15	0.1	0.3
RNMG090300	2.25	0.9	4.5	0.14	0.06	0.28
RNMG090300	2.25	0.9	4.5	0.14	0.06	0.28
RNMG120400	3	1.2	4.8	0.18	0.07	0.37
RNMG120400	3	1.2	4.8	0.18	0.07	0.37
RNMG150600	3.75	1.5	7.5	0.23	0.1	0.46
RNMG190600	4.25	1.9	7.6	0.3	0.12	0.6
RNMG190600	4.25	1.9	7.6	0.3	0.12	0.6
RNMG190600-SM	4	2	8	0.45	0.15	0.5
SNGA090308S01030A	0.2	0.07	0.8	0.16	0.05	0.31
SNGA120408S01030A	0.2	0.07	0.8	0.16	0.05	0.31
SNGA120408S01525	0.2	0.1	1	0.1	0.05	0.31
SNGA120408T01020	1.2	0.1	3.6	0.1	0.07	0.21
SNGA120408T01020B	0.15	0.07	0.8	0.16	0.05	0.31
SNGA120408T01525	0.2	0.1	1	0.1	0.05	0.31
SNGA120408T02520	3	2	4	0.52	0.31	0.58
SNGA120412S01030A	0.2	0.07	1.2	0.21	0.05	0.31
SNGA120412S01525	0.3	0.1	1.5	0.16	0.05	0.36
SNGA120412S01525F	0.2	0.07	0.6	0.21	0.05	0.31
SNGA120412S02035A	0.2	0.07	1.2	0.16	0.05	0.31
SNGA120412S02035B	0.2	0.07	1.2	0.16	0.05	0.31
SNGA120412T01020	1.2	0.1	3.6	0.14	0.07	0.31
SNGA120412T01020B	0.2	0.07	1.2	0.21	0.05	0.41
SNGA120412T02520	3	2	4	0.52	0.31	0.62
SNGA120416T01020	1.2	0.1	3.6	0.2	0.07	0.31
SNGA120416T02520	3	2	4	0.52	0.31	0.62
SNGQ120708T02520	3.6	0.1	6	0.21	0.16	0.37
SNGQ120712T02520	3.6	0.1	6	0.31	0.16	0.56
SNGQ120716T02520	3.6	0.1	6	0.41	0.16	0.62
SNGX120712T02520	3.6	0.1	6	0.31	0.16	0.56
SNGX120716T02520	3.6	0.1	6	0.41	0.16	0.62
SNMA090308-KR	2.5	0.38	4.5	0.39	0.2	0.55
SNMA120408-KR	4	0.2	8	0.36	0.16	0.62
SNMA120412-KR	4	0.3	8	0.47	0.21	0.83
SNMA120416-KR	4	0.3	8	0.57	0.21	1.04
SNMA150612-KR	5	0.3	10	0.47	0.21	0.83
SNMA150616-KR	5	0.3	10	0.57	0.21	1.04
SNMA190608-KR	6	0.2	12	0.36	0.16	0.62
SNMA190612-KR	6	0.3	12	0.47	0.21	0.83
SNMA190616-KR	6	0.3	12	0.57	0.21	1.04
SNMG090304-PM	2	0.4	4.5	0.21	0.1	0.31
SNMG090304-QM	3	1	4.5	0.26	0.19	0.31
SNMG090308-KM	2.5	0.2	4.5	0.36	0.16	0.52
SNMG090308-PM	2	0.5	4.5	0.31	0.16	0.52
SNMG090308-QM	3	1	4.5	0.36	0.21	0.52
SNMG120404-MF	0.4	0.1	1.5	0.16	0.05	0.31
SNMG120404-PM	3	0.4	6	0.21	0.1	0.31
SNMG120404-QM	3	1	6	0.26	0.19	0.31
SNMG120404-SM	1.5	0.4	4	0.26	0.16	0.41
SNMG120408-KM	3	0.2	6	0.36	0.16	0.52
SNMG120408-KR	3.5	0.38	7	0.39	0.2	0.55
SNMG120408-MF	0.4	0.1	1.5	0.21	0.1	0.41
SNMG120408-MM	3	0.5	6.35	0.26	0.1	0.47
SNMG120408-MR	3	2	7.6	0.31	0.16	0.57
SNMG120408-PF	0.4	0.3	1.5	0.21	0.1	0.41
SNMG120408-PM	3	0.5	6	0.31	0.16	0.52
SNMG120408-PR	4	0.7	7	0.36	0.21	0.52
SNMG120408-QM	3	1	6	0.36	0.21	0.52
SNMG120408-SM	2	0.5	5	0.23	0.16	0.41
SNMG120408-SMR	2	0.5	5	0.26	0.16	0.41
SNMG120408-XM	3	0.5	6	0.31	0.12	0.52
SNMG120408-XMR	3	0.5	6	0.36	0.16	0.57
SNMG120412-KM	3	0.3	6	0.41	0.16	0.62
SNMG120412-KR	3.5	0.5	7	0.52	0.29	0.72
SNMG120412-MM	3	0.5	6.35	0.31	0.1	0.62
SNMG120412-MR	3	2	7.6	0.36	0.16	0.62
SNMG120412-PF	0.8	0.35	1.5	0.26	0.16	0.52
SNMG120412-PM	3	0.8	6	0.36	0.19	0.62

Wisselplaat	Snedediepte			Voeding		
	a_p = mm			f_n = mm/r		
	Aanbev.	Min	Max.	Aanbev.	Min	Max.
SNMG120412-PR	4	1	7	0.41	0.26	0.72
SNMG120412-QM	3	1	6	0.36	0.26	0.62
SNMG120412-SM	2	0.5	5	0.29	0.19	0.47
SNMG120412-SMR	2	0.5	5	0.31	0.19	0.47
SNMG120412-XMR	3	0.75	6	0.36	0.19	0.62
SNMG120416-KM	3	0.3	6	0.47	0.21	0.72
SNMG120416-KR	3.5	0.75	7	0.57	0.29	0.8
SNMG120416-MM	3	0.5	6.35	0.38	0.1	0.67
SNMG120416-PM	3	1	6	0.41	0.24	0.67
SNMG120416-PR	4	1.5	7	0.52	0.33	0.78
SNMG120416-QM	3	1	6	0.41	0.31	0.67
SNMG120416-SM	2	0.5	5	0.34	0.19	0.52
SNMG120416-SMR	2	0.5	5	0.36	0.19	0.52
SNMG150608-PR	5	1.5	8	0.36	0.21	0.52
SNMG150608-QM	3	1	8	0.36	0.21	0.52
SNMG150608-SM	3	0.5	8	0.31	0.18	0.52
SNMG150612-KM	4	0.3	8	0.41	0.16	0.62
SNMG150612-KR	4.4	0.63	8.8	0.57	0.29	0.8
SNMG150612-MM	4	0.5	8	0.31	0.1	0.62
SNMG150612-MR	4	2	9.6	0.36	0.16	0.62
SNMG150612-PM	4	0.8	7.5	0.36	0.19	0.62
SNMG150612-PR	5	1	8	0.41	0.26	0.72
SNMG150612-QM	3	1	8	0.36	0.26	0.62
SNMG150612-SM	5	1	8	0.31	0.21	0.41
SNMG150616-KM	4	0.3	8	0.47	0.21	0.72
SNMG150616-KR	4.4	0.94	8.8	0.63	0.31	0.88
SNMG150616-MM	4	0.5	8	0.38	0.1	0.67
SNMG150616-MR	4	2	9.6	0.41	0.16	0.72
SNMG150616-PM	4	1	7.5	0.41	0.24	0.67
SNMG150616-PR	5	1.5	8	0.52	0.31	0.83
SNMG150616-QM	5	1.5	8	0.52	0.31	0.83
SNMG150616-SM	5	1	8	0.36	0.26	0.47
SNMG150616-SMR	5	1	8	0.52	0.31	0.72
SNMG150624-PR	5	2	8	0.52	0.33	0.93
SNMG190608-PR	5	0.7	10	0.36	0.21	0.52
SNMG190608-QM	5	0.7	10	0.36	0.21	0.52
SNMG190612-KM	4.5	0.3	9	0.41	0.16	0.62
SNMG190612-MM	4	0.5	9.5	0.31	0.1	0.62
SNMG190612-MR	4	2	11.4	0.36	0.16	0.62
SNMG190612-PR	5	1	10	0.41	0.26	0.72
SNMG190612-QM	5	1	10	0.41	0.26	0.72
SNMG190612-SM	2	0.5	9	0.31	0.21	0.52
SNMG190612-SMR	6	1	9	0.36	0.26	0.43
SNMG190616-KM	4.5	0.3	9	0.47	0.21	0.72
SNMG190616-KR	6.1	1.31	12.3	0.63	0.31	0.88
SNMG190616-MM	4	0.5	9.5	0.38	0.1	0.67
SNMG190616-MR	4	2	11.4	0.41	0.16	0.72
SNMG190616-PR	5	1.5	10	0.52	0.31	0.83
SNMG190616-QM	3	1	8	0.41	0.31	0.67
SNMG190616-SM	7	2	10	0.36	0.26	0.47
SNMG190616-SMR	7	1	10	0.52	0.31	0.72
SNMG190624-MR	4	2	11.4	0.52	0.16	1.04
SNMG190624-PR	5	2	10	0.52	0.33	0.93
SNMM120408-MR	3	0.7	7.5	0.36	0.21	0.57
SNMM120408-PR	5	0.7	7.5	0.41	0.21	0.57
SNMM120412-MR	3	1	7.5	0.41	0.26	0.72
SNMM120412-PR	5	1	7.5	0.52	0.26	0.72
SNMM120416-MR	3	1.5	7.5	0.52	0.33	0.93
SNMM150612-MR	4	1	9	0.41	0.26	0.72
SNMM150612-PR	6	1	9	0.52	0.26	0.72
SNMM150616-MR	4	1.5	9	0.52	0.33	0.93
SNMM150616-PR	6	1.5	9	0.57	0.33	0.93
SNMM190612-MR	7	1.5	12	0.52	0.33	0.72
SNMM190612-PR	6	1	12	0.52	0.26	0.72
SNMM190616-MR	7	1.8	12	0.57	0.36	0.93
SNMM190616-PR	6	1.5	12	0.57	0.33	0.93
SNMM190624-MR	7	2.5	12	0.62	0.41	1.24
SNMM190624-PR	6	2	12	0.57	0.36	1.24
SNMM190632-MR	4	3.5	12	0.52	0.41	1.24
TNGA110304S01030A	0.1	0.07	0.4	0.1	0.05	0.2
TNGA110304T01020B	0.1	0.07	0.4	0.1	0.05	0.2
TNGA110308S01030A	0.2	0.07	0.8	0.15	0.05	0.3
TNGA110308T01020B	0.15	0.07	0.8	0.15	0.05	0.3

Aanbevolen snedediepte en voeding

T-Max® P wisselplaat voor draaien

Wisselplaat	Snedediepte a_p = mm			Voeding f_n = mm/r		
	Aanbev.	Min	Max.	Aanbev.	Min	Max.
TNGA160404S01030A	0.1	0.07	0.4	0.1	0.05	0.2
TNGA160404S01525	0.1	0.1	0.5	0.1	0.05	0.2
TNGA160404S01525H	0.1	0.07	0.2	0.1	0.05	0.2
TNGA160404T01020B	0.1	0.07	0.4	0.1	0.05	0.2
TNGA160408S01030A	0.2	0.07	0.8	0.15	0.05	0.3
TNGA160408S01525	0.2	0.1	1	0.1	0.05	0.2
TNGA160408S01530B	0.2	0.1	1	0.15	0.05	0.3
TNGA160408S02035A	0.2	0.07	0.8	0.15	0.05	0.3
TNGA160408S02035B	0.2	0.07	0.8	0.15	0.05	0.3
TNGA160408T01020	1.6	0.1	4.8	0.1	0.07	0.2
TNGA160408T01020B	0.15	0.07	0.8	0.15	0.05	0.3
TNGA160408T01525	0.2	0.1	1	0.1	0.05	0.3
TNGA160408T02520	3	2	4	0.5	0.3	0.56
TNGA160412S01030A	0.2	0.07	1.2	0.2	0.05	0.3
TNGA160412S01525	0.3	0.1	1.5	0.15	0.05	0.35
TNGA160412S01525H	0.2	0.07	0.6	0.21	0.05	0.31
TNGA160412S02035A	0.2	0.07	1.2	0.15	0.05	0.3
TNGA160412T01020	1.6	0.1	4.8	0.14	0.07	0.3
TNGA160412T01020B	0.2	0.07	0.6	0.2	0.05	0.4
TNGA160412T02520	3	2	4	0.5	0.3	0.6
TNGA220408T01020	2.2	0.1	6.6	0.1	0.07	0.2
TNGA220412T01020	2.2	0.1	6.6	0.14	0.07	0.3
TNGA220416T01020	2.2	0.1	6.6	0.19	0.07	0.3
TNMA160404-KR	2.5	0.2	5	0.2	0.1	0.3
TNMA160408-KR	3.5	0.2	7	0.35	0.15	0.6
TNMA160412-KR	3.5	0.3	7	0.45	0.2	0.8
TNMA160416-KR	3.5	0.3	7	0.55	0.2	1
TNMA220404-KR	2.5	0.2	10	0.2	0.1	0.3
TNMA220408-KR	5	0.2	10	0.35	0.15	0.6
TNMA220412-KR	5	0.3	10	0.45	0.2	0.8
TNMA220416-KR	5	0.3	10	0.55	0.2	1
TNMA220432-KR	5	0.5	10	0.6	0.5	1.19
TNMG160404-KF	0.5	0.15	2	0.15	0.08	0.25
TNMG160404L-K	2.5	0.7	5	0.22	0.14	0.3
TNMG160404-MF	0.4	0.1	1.5	0.15	0.05	0.3
TNMG160404-PF	0.4	0.25	1.5	0.15	0.07	0.3
TNMG160404-PM	3	0.4	5	0.2	0.1	0.3
TNMG160404-QM	2	0.4	4	0.25	0.18	0.3
TNMG160404R-K	2.5	0.7	5	0.22	0.14	0.3
TNMG160404-SF	0.4	0.15	1.5	0.12	0.08	0.22
TNMG160404-SM	1	0.4	4	0.15	0.1	0.3
TNMG160404-XF	0.75	0.15	4	0.15	0.05	0.2
TNMG160404-XM	2.5	0.3	5	0.18	0.08	0.3
TNMG160408-KF	0.5	0.15	2	0.2	0.1	0.3
TNMG160408-KM	3	0.2	5.5	0.35	0.15	0.5
TNMG160408-KR	3.2	0.34	6.2	0.3	0.17	0.42
TNMG160408L-K	3	0.8	5	0.3	0.14	0.5
TNMG160408-MF	0.4	0.1	1.5	0.2	0.1	0.4
TNMG160408-MM	3	0.5	4.8	0.25	0.1	0.45
TNMG160408-MR	3	2	5.6	0.3	0.15	0.55
TNMG160408-PF	0.4	0.3	1.5	0.2	0.1	0.4
TNMG160408-PM	3	0.5	5	0.3	0.15	0.5
TNMG160408-PR	3	0.7	6	0.35	0.2	0.55
TNMG160408-QM	3	1	5.6	0.35	0.2	0.5
TNMG160408R-K	3	0.8	5	0.3	0.14	0.5
TNMG160408-SF	0.5	0.2	1.5	0.15	0.1	0.25
TNMG160408-SM	2	0.2	3	0.22	0.1	0.28
TNMG160408-XF	1	0.2	4	0.2	0.05	0.25
TNMG160408-XM	2.5	0.5	5	0.25	0.1	0.4
TNMG160408-XMR	3	0.5	5	0.27	0.15	0.45
TNMG160412-KM	3	0.3	5.5	0.4	0.15	0.6
TNMG160412-KR	3.2	0.45	6.3	0.4	0.2	0.56
TNMG160412-MM	3	0.5	4.8	0.3	0.1	0.6
TNMG160412-MR	3	2	5.6	0.35	0.15	0.6
TNMG160412-PF	0.8	0.35	1.5	0.25	0.15	0.5
TNMG160412-PM	3	0.8	5	0.35	0.18	0.6
TNMG160412-PR	3	1	6	0.4	0.25	0.65
TNMG160412-QM	3	1	5.6	0.35	0.25	0.6
TNMG160412-SF	0.8	0.4	2	0.17	0.12	0.3
TNMG160412-SM	2	0.3	3	0.25	0.12	0.3
TNMG160412-XM	3	0.7	5	0.3	0.15	0.45
TNMG160412-XMR	3	0.75	5	0.3	0.18	0.48
TNMG160416-KR	3.2	0.68	6.2	0.44	0.22	0.62

Wisselplaat	Snedediepte a_p = mm			Voeding f_n = mm/r		
	Aanbev.	Min	Max.	Aanbev.	Min	Max.
TNMG220404-PM	4	0.4	6.6	0.2	0.1	0.3
TNMG220404-QM	3	1	7.7	0.25	0.18	0.3
TNMG220408-KM	4	0.2	8	0.35	0.15	0.5
TNMG220408-KR	3.5	0.38	7	0.38	0.19	0.53
TNMG220408-MR	4	2	7.7	0.3	0.15	0.55
TNMG220408-PF	0.4	0.3	1.5	0.2	0.1	0.4
TNMG220408-PM	4	0.5	6.6	0.3	0.15	0.5
TNMG220408-PR	4	0.7	7	0.35	0.2	0.55
TNMG220408-QM	3	1	7.7	0.35	0.2	0.5
TNMG220408-SM	2	0.2	4	0.22	0.1	0.28
TNMG220412-KM	4	0.3	8	0.4	0.15	0.6
TNMG220412-KR	3.5	0.5	7	0.5	0.25	0.7
TNMG220412-MM	4	0.5	6.6	0.3	0.1	0.6
TNMG220412-MR	4	2	7.7	0.35	0.15	0.6
TNMG220412-PF	0.8	0.35	1.5	0.25	0.15	0.5
TNMG220412-PM	4	0.8	6.6	0.35	0.18	0.6
TNMG220412-PR	4	1	7	0.4	0.25	0.65
TNMG220412-QM	3	1	7.7	0.35	0.25	0.6
TNMG220412-SM	2	0.3	4	0.25	0.12	0.3
TNMG220416-KM	4	0.3	8	0.45	0.2	0.7
TNMG220416-MM	4	0.5	6.6	0.37	0.1	0.65
TNMG220416-MR	4	2	7.7	0.4	0.15	0.7
TNMG220416-PM	4	1	6.6	0.4	0.23	0.65
TNMG220416-PR	4	1.5	7	0.5	0.32	0.75
TNMG220416-QM	3	1	7.7	0.4	0.3	0.65
TNMM160408-MR	3	0.7	7.5	0.35	0.2	0.55
TNMM160408-PR	4	0.7	6	0.4	0.2	0.55
TNMM160412-PR	4	1	6	0.5	0.25	0.7
TNMM220408-MR	3	0.7	8	0.35	0.2	0.55
TNMM220408-PR	5	0.7	8	0.4	0.2	0.55
TNMM220412-MR	3	1	8	0.4	0.25	0.7
TNMM220412-PR	5	1	8	0.5	0.25	0.7
TNMM220416-MR	3	1.5	8	0.5	0.32	0.9
TNMM220416-PR	5	1.5	8	0.55	0.32	0.9
TNMX160404-WF	1	0.2	3	0.2	0.08	0.3
TNMX160408-WF	1.5	0.2	3	0.3	0.1	0.4
TNMX160408-WMX	3	0.5	5	0.45	0.15	0.7
TNMX160412-WM	2.5	0.5	5	0.4	0.15	0.6
TNMX160412-WMX	3.5	0.8	6	0.5	0.2	0.75
WNGA060404S01030A	0.1	0.07	0.4	0.1	0.05	0.2
WNGA060404S01030AWH	0.1	0.07	0.4	0.18	0.05	0.25
WNGA060404S01520HWH	0.1	0.07	0.2	0.18	0.05	0.25
WNGA060404S01525H	0.1	0.07	0.2	0.1	0.05	0.2
WNGA060404T01020B	0.1	0.07	0.4	0.1	0.05	0.2
WNGA060404T01020BWG	0.1	0.07	0.4	0.18	0.05	0.25
WNGA060404T01030AWH	0.1	0.07	0.4	0.18	0.05	0.25
WNGA060408S01030A	0.2	0.07	0.8	0.15	0.05	0.3
WNGA060408S01030AWH	0.1	0.05	0.3	0.28	0.05	0.35
WNGA060408S01520HWH	0.1	0.07	0.2	0.28	0.05	0.35
WNGA060408S01525H	0.2	0.07	0.4	0.15	0.05	0.3
WNGA060408T01020B	0.15	0.07	0.8	0.15	0.05	0.3
WNGA060408T01020BWG	0.1	0.07	0.8	0.28	0.05	0.35
WNGA060408T01030AWH	0.1	0.07	0.8	0.28	0.05	0.35
WNGA080404S01030A	0.1	0.05	0.4	0.1	0.05	0.2
WNGA080404S01030AWH	0.1	0.05	0.3	0.18	0.05	0.25
WNGA080404S01520HWH	0.1	0.07	0.2	0.18	0.05	0.25
WNGA080404S01525	0.1	0.1	0.5	0.1	0.05	0.2
WNGA080404S01525H	0.1	0.07	0.2	0.1	0.05	0.2
WNGA080404S01525WH	0.2	0.1	0.5	0.1	0.05	0.3
WNGA080404T01020B	0.1	0.07	0.4	0.1	0.05	0.2
WNGA080404T01020BWG	0.1	0.07	0.4	0.18	0.05	0.25
WNGA080404T01030AWH	0.1	0.07	0.4	0.18	0.05	0.25
WNGA080408S01030A	0.2	0.1	0.75	0.15	0.05	0.3
WNGA080408S01030AWH	0.1	0.05	0.5	0.28	0.05	0.35
WNGA080408S01520HWH	0.1	0.07	0.4	0.28	0.05	0.35
WNGA080408S01525	0.2	0.1	1	0.1	0.05	0.3
WNGA080408S01525H	0.2	0.07	0.4	0.15	0.05	0.3
WNGA080408S01525WH	0.2	0.1	1	0.15	0.05	0.35
WNGA080408S02035A	0.2	0.07	0.8	0.15	0.05	0.3
WNGA080408T01020B	0.15	0.07	0.8	0.15	0.05	0.3
WNGA080408T01020BWG	0.1	0.07	0.8	0.28	0.05	0.35
WNGA080408T01020WG	3.6	0.1	6	0.25	0.15	0.36
WNGA080408T01030AWH	0.1	0.07	0.8	0.28	0.05	0.35

Aanbevolen snedediepte en voeding

T-Max® P wisselplaat voor draaien

Wisselplaat	Snedediepte			Voeding		
	a_p = mm			f_n = mm/r		
	Aanbev.	Min	Max.	Aanbev.	Min	Max.
WNGA080408T01525	0.2	0.1	1	0.1	0.05	0.3
WNGA080408T01525WH	0.2	0.1	1	0.15	0.05	0.35
WNGA080408T02520	3	0.1	5	0.2	0.15	0.36
WNGA080412S01030A	0.2	0.05	0.9	0.2	0.05	0.3
WNGA080412S01030AWH	0.2	0.05	0.5	0.32	0.05	0.4
WNGA080412S01520HWH	0.2	0.07	0.6	0.32	0.05	0.4
WNGA080412S01525H	0.2	0.07	0.6	0.2	0.05	0.3
WNGA080412T01020B	0.2	0.07	1.2	0.2	0.05	0.4
WNGA080412T01020WG	3.6	0.1	6	0.45	0.15	0.54
WNGA080412T01030AWH	0.2	0.07	1.2	0.32	0.05	0.4
WNGA080412T02520	3	0.1	5	0.3	0.15	0.54
WNGA080416T02520	3	0.1	5	0.4	0.15	0.6
VNGA160404S01020A	0.1	0.07	0.4	0.1	0.05	0.2
VNGA160404S01030A	0.1	0.07	0.4	0.2	0.05	0.3
VNGA160404S01525	0.1	0.1	0.5	0.1	0.05	0.2
VNGA160404S01525H	0.1	0.07	0.2	0.2	0.05	0.3
VNGA160408S01020A	0.1	0.07	0.8	0.15	0.05	0.3
VNGA160408S01030A	0.1	0.07	0.8	0.15	0.05	0.3
VNGA160408S01525	0.2	0.1	1	0.1	0.05	0.3
VNGA160408S01525H	0.1	0.07	0.4	0.15	0.05	0.3
VNGA160408S02035A	0.2	0.07	0.8	0.15	0.05	0.3
VNGA160408T01525	0.2	0.1	1	0.1	0.05	0.3
VNGA160412S01525	0.3	0.1	1.5	0.15	0.05	0.35
WNGG080401-SGF	0.1	0.05	3	0.03	0.01	0.08
WNGG080402-SGF	0.2	0.08	3	0.04	0.02	0.1
WNGG080404-SGF	0.3	0.1	3	0.12	0.05	0.25
WNGG080408-SGF	0.5	0.2	3	0.15	0.1	0.3
WNGG080412-SGF	0.8	0.3	3	0.18	0.1	0.3
VNGG160401-SGF	0.1	0.05	3	0.03	0.01	0.08
VNGG160402-SGF	0.2	0.08	3	0.04	0.02	0.1
VNGG160404-SGF	0.3	0.1	3	0.12	0.05	0.15
VNGG160408-SGF	0.5	0.2	3	0.15	0.07	0.2
VNGG160412-SGF	0.8	0.3	3	0.18	0.1	0.25
WNMA060408-KR	2.5	0.2	4	0.35	0.15	0.6
WNMA060412-KR	2.5	0.3	4	0.45	0.2	0.8
WNMA080408-KR	3	0.2	5	0.35	0.15	0.6
WNMA080412-KR	3	0.3	5	0.45	0.2	0.8
WNMA080416-KR	3	0.3	5	0.55	0.2	1
WNMG060404-KF	0.5	0.15	2	0.15	0.08	0.25
WNMG060404-MF	0.4	0.1	1.5	0.15	0.05	0.3
WNMG060404-PF	0.4	0.25	1.5	0.15	0.07	0.3
WNMG060404-SM	1	0.2	2.5	0.18	0.1	0.25
WNMG060404-WF	0.4	0.25	2	0.15	0.05	0.25
WNMG060404-XF	0.75	0.15	3	0.15	0.05	0.2
WNMG060408-KF	0.5	0.15	2	0.2	0.1	0.3
WNMG060408-KM	2	0.2	4	0.35	0.15	0.5
WNMG060408-KR	2.2	0.24	4.5	0.3	0.17	0.42
WNMG060408-MF	0.4	0.1	1.5	0.2	0.1	0.4
WNMG060408-MM	2	0.5	3	0.25	0.1	0.45
WNMG060408-MR	2	1.5	3	0.3	0.15	0.55
WNMG060408-PF	0.4	0.3	1.5	0.2	0.1	0.4
WNMG060408-PM	2	0.5	3	0.3	0.15	0.5
WNMG060408-PR	3	0.7	3.5	0.3	0.2	0.45
WNMG060408-QM	3	1	3	0.35	0.2	0.5
WNMG060408-SM	1.5	0.2	2.5	0.2	0.1	0.3
WNMG060408-WF	1	0.25	3	0.3	0.1	0.5
WNMG060408-WM	1.5	0.5	3.5	0.3	0.15	0.6
WNMG060408-WMX	3	0.5	5	0.45	0.15	0.7
WNMG060408-XF	1	0.2	3	0.2	0.05	0.25
WNMG060408-XM	2.5	0.5	4	0.25	0.1	0.35
WNMG060412-KM	2	0.3	4	0.4	0.15	0.6
WNMG060412-KR	2.2	0.32	4.5	0.4	0.2	0.56
WNMG060412-MM	2	0.5	3	0.3	0.1	0.6
WNMG060412-MR	2	1.5	3	0.35	0.15	0.6
WNMG060412-PF	0.8	0.4	1.5	0.25	0.15	0.5
WNMG060412-PM	2	0.8	3	0.35	0.18	0.6
WNMG060412-PR	3	0.8	3.5	0.35	0.25	0.55
WNMG060412-QM	3	1	3	0.35	0.25	0.6
WNMG060412-WM	1.5	0.8	3.5	0.5	0.2	0.9
WNMG060412-WMX	3.5	0.8	6	0.5	0.2	0.75
WNMG080404-KF	0.5	0.15	2	0.15	0.08	0.25
WNMG080404-MF	0.4	0.1	1.5	0.15	0.05	0.3
WNMG080404-PF	0.4	0.25	1.5	0.15	0.07	0.3

Wisselplaat	Snedediepte			Voeding		
	a_p = mm			f_n = mm/r		
	Aanbev.	Min	Max.	Aanbev.	Min	Max.
WNMG080404-QM	3	1	4	0.2	0.18	0.25
WNMG080404-SF	0.4	0.15	1.5	0.12	0.08	0.22
WNMG080404-SM	1.5	0.15	2.5	0.2	0.1	0.3
WNMG080404-WF	0.4	0.25	3	0.15	0.05	0.25
WNMG080404-XF	0.75	0.15	4	0.15	0.05	0.2
WNMG080408-KF	0.5	0.15	2	0.2	0.1	0.3
WNMG080408-KM	2.5	0.2	5	0.35	0.15	0.5
WNMG080408-KR	2.7	0.29	5.5	0.34	0.17	0.47
WNMG080408-MF	0.4	0.1	1.5	0.2	0.1	0.4
WNMG080408-MM	2.5	0.5	4	0.25	0.1	0.45
WNMG080408-MR	2.5	2	4	0.3	0.15	0.55
WNMG080408-PF	0.4	0.3	1.5	0.2	0.1	0.4
WNMG080408-PM	2.5	0.5	4	0.3	0.15	0.5
WNMG080408-PR	4	0.7	5	0.35	0.2	0.55
WNMG080408-QM	3	1	4	0.35	0.2	0.5
WNMG080408-SF	0.5	0.2	1.5	0.15	0.1	0.25
WNMG080408-SM	2	0.2	3	0.25	0.1	0.35
WNMG080408-SMR	2	0.5	4	0.3	0.1	0.4
WNMG080408-WF	1	0.25	4	0.3	0.1	0.5
WNMG080408-WM	3	0.5	5	0.3	0.15	0.6
WNMG080408-WMX	3	0.5	5	0.45	0.15	0.7
WNMG080408-XF	1	0.2	4	0.2	0.05	0.25
WNMG080408-XM	2.5	0.5	5	0.25	0.1	0.4
WNMG080412-KF	1	0.2	2.5	0.25	0.1	0.35
WNMG080412-KM	2.5	0.3	5	0.4	0.15	0.6
WNMG080412-KR	2.7	0.39	5.5	0.45	0.23	0.63
WNMG080412-MM	2.5	0.5	4	0.3	0.1	0.6
WNMG080412-MR	2.5	2	4	0.35	0.15	0.6
WNMG080412-PF	0.8	0.4	1.5	0.25	0.15	0.5
WNMG080412-PM	2.5	0.8	4	0.35	0.18	0.6
WNMG080412-PR	4	1	5	0.4	0.25	0.7
WNMG080412-QM	3	1	4	0.35	0.25	0.55
WNMG080412-SM	2	0.3	3.5	0.28	0.12	0.38
WNMG080412-SMR	2	0.5	4	0.32	0.12	0.42
WNMG080412-WF	1.5	0.4	4	0.5	0.2	0.6
WNMG080412-WM	3.5	0.8	6	0.5	0.2	0.9
WNMG080412-WMX	3.5	0.8	6	0.5	0.2	0.75
WNMG080412-XM	3	0.7	5	0.3	0.15	0.45
WNMG080412-XMR	3	0.75	5	0.32	0.18	0.48
WNMG080416-KM	2.5	0.3	5	0.45	0.2	0.7
WNMG080416-PM	3	1	4	0.4	0.23	0.65
WNMG080416-PR	4	1.5	5	0.5	0.32	0.75
WNMG080416-QM	4	1.5	5	0.45	0.32	0.6
VNMG160404-MF	0.4	0.1	1.5	0.15	0.05	0.3
VNMG160404-PF	0.4	0.25	1.5	0.15	0.07	0.3
VNMG160404-QM	3	1	4	0.25	0.18	0.3
VNMG160404-SF	0.4	0.15	1.5	0.12	0.08	0.2
VNMG160404-SM	1	0.15	2	0.18	0.05	0.2
VNMG160408-KM	2	0.2	3.5	0.3	0.15	0.4
VNMG160408-MF	0.8	0.2	2.5	0.15	0.08	0.3
VNMG160408-MM	2	0.5	4	0.25	0.1	0.45
VNMG160408-PF	0.4	0.3	1.5	0.2	0.1	0.4
VNMG160408-PM	2	0.5	4	0.3	0.15	0.5
VNMG160408-QM	3	1	4	0.35	0.2	0.5
VNMG160408-SF	0.5	0.2	1.5	0.15	0.1	0.22
VNMG160408-SM	1.5	0.2	2.5	0.2	0.07	0.23
VNMG160412-KM	2	0.3	3.5	0.35	0.15	0.5
VNMG160412-PM	2	0.8	4	0.35	0.18	0.6
VNMG160412-QM	3	1	4	0.35	0.25	0.5
VNMG160412-SF	0.8	0.4	2	0.17	0.12	0.25
VNMG160412-SM	1.5	0.3	3	0.22	0.1	0.25
CNMG190616-XMR	4	1	8.5	0.5	0.25	0.8
SNMG120416-XMR	3.5	1	6	0.41	0.21	0.67

Aanbevolen snedediepte en voeding

CoroTurn® 107 draaiwisselplaat

Wisselplaat	Snedediepte			Voeding		
	a_p = mm			f_n = mm/r		
	Aanbev.	Min	Max.	Aanbev.	Min	Max.
CCET060201-UM	0.3	0.1	0.7	0.02	0.01	0.04
CCET060202-UM	0.4	0.2	0.7	0.02	0.01	0.06
CCET060204-UM	0.7	0.5	1	0.02	0.01	0.06
CCGT060201-UM	0.3	0.1	0.7	0.02	0.01	0.06
CCGT060202-UM	0.5	0.1	1.05	0.05	0.02	0.08
CCGT060204-UM	1	0.5	1.4	0.14	0.08	0.21
CCGT09T301-UM	0.3	0.1	0.7	0.02	0.01	0.06
CCGT09T302-UM	0.5	0.1	1.05	0.05	0.02	0.08
CCGT09T304-UM	1.25	0.5	2.1	0.11	0.08	0.18
CCGT09T308-UM	1.25	0.5	2.1	0.14	0.12	0.25
CCGW060202S01020F	0.07	0.04	0.1	0.07	0.03	0.1
CCGW060202T01030F	0.07	0.04	0.2	0.07	0.03	0.1
CCGW060204S01020F	0.1	0.07	0.2	0.1	0.05	0.2
CCGW060204S01030F	0.1	0.07	0.4	0.1	0.05	0.2
CCGW060204S01520FWH	0.1	0.07	0.2	0.18	0.05	0.25
CCGW060204T01020F	0.1	0.07	0.4	0.1	0.05	0.2
CCGW060204T01030F	0.1	0.05	0.4	0.1	0.05	0.2
CCGW060204T01030FWH	0.1	0.07	0.4	0.18	0.05	0.25
CCGW060208S01020F	0.2	0.07	0.4	0.15	0.05	0.3
CCGW060208S01030F	0.2	0.07	0.8	0.15	0.05	0.3
CCGW060208S01520FWH	0.2	0.07	0.4	0.28	0.05	0.35
CCGW060208T01030F	0.2	0.07	0.8	0.15	0.05	0.3
CCGW060208T01030FWH	0.2	0.07	0.8	0.28	0.05	0.35
CCGW09T304S01020F	0.1	0.07	0.2	0.1	0.05	0.2
CCGW09T304S01520FWH	0.1	0.07	0.2	0.18	0.05	0.25
CCGW09T304S01530F	0.1	0.05	0.5	0.1	0.05	0.2
CCGW09T304S01530FWH	0.1	0.05	0.3	0.18	0.05	0.25
CCGW09T304S02030F	0.1	0.07	0.2	0.1	0.05	0.2
CCGW09T304T01020F	0.1	0.05	0.5	0.1	0.05	0.2
CCGW09T304T01020FWH	0.1	0.07	0.4	0.18	0.05	0.25
CCGW09T308S01020F	0.2	0.07	0.4	0.15	0.05	0.3
CCGW09T308S01520FWH	0.2	0.07	0.4	0.28	0.05	0.35
CCGW09T308S01530F	0.2	0.07	0.8	0.15	0.05	0.3
CCGW09T308S02030F	0.2	0.07	0.4	0.15	0.05	0.3
CCGW09T308T01020F	0.2	0.07	0.8	0.15	0.05	0.3
CCGW09T308T01020FWH	0.2	0.07	0.8	0.28	0.05	0.35
CCGW09T312S01020F	0.2	0.07	0.6	0.2	0.05	0.3
CCGW09T312S01520FWH	0.2	0.07	0.6	0.32	0.05	0.4
CCGX060202-AL	1	0.3	3	0.12	0.05	0.15
CCGX060204-AL	1	0.3	3	0.12	0.05	0.15
CCGX09T3L020-15FXA	0.12	0.05	0.2	0.3	0.2	0.4
CCGX09T304-AL	1.5	0.5	5	0.2	0.1	0.3
CCGX09T308-AL	1.5	0.5	5	0.3	0.15	0.6
CCGX120404-AL	1.5	0.5	7	0.2	0.1	0.3
CCGX120408-AL	1.5	0.5	7	0.3	0.15	0.6
CCMT060202-KF	0.3	0.06	1.7	0.06	0.03	0.11
CCMT060202-MF	0.3	0.06	1.7	0.06	0.03	0.11
CCMT060202-PF	0.3	0.06	1.7	0.06	0.05	0.11
CCMT060202-UF	0.4	0.1	1.5	0.07	0.05	0.15
CCMT060202-WF	0.3	0.1	1.5	0.1	0.03	0.15
CCMT060204-KF	0.3	0.1	1.7	0.08	0.05	0.17
CCMT060204-KM	0.64	0.2	2.4	0.11	0.06	0.17
CCMT060204-MF	0.3	0.1	1.7	0.08	0.05	0.17
CCMT060204-MM	0.64	0.2	2.4	0.11	0.06	0.17
CCMT060204-PF	0.3	0.1	1.7	0.08	0.05	0.17
CCMT060204-PM	0.64	0.2	2.4	0.11	0.06	0.17
CCMT060204-UF	0.4	0.2	1.5	0.1	0.05	0.2
CCMT060204-UM	1	0.5	2.5	0.2	0.08	0.3
CCMT060204-UR	1.5	1	2.5	0.25	0.15	0.3
CCMT060204-WF	0.8	0.3	2	0.12	0.05	0.3
CCMT060208-KM	0.64	0.4	2.4	0.15	0.08	0.23
CCMT060208-KR	1.6	0.8	3.2	0.19	0.09	0.26
CCMT060208-MM	0.64	0.4	2.4	0.15	0.08	0.23
CCMT060208-MR	1.6	0.8	3.2	0.19	0.09	0.26
CCMT060208-PM	0.64	0.4	2.4	0.15	0.08	0.23
CCMT060208-PR	1.6	0.8	3.2	0.19	0.09	0.26
CCMT060208-UF	0.4	0.2	1.5	0.1	0.05	0.25
CCMT060208-UM	1	0.5	2.5	0.25	0.12	0.4
CCMT060208-WF	0.8	0.3	2	0.15	0.09	0.35
CCMT060208-WM	1.2	0.5	2.5	0.2	0.1	0.4
CCMT09T302-MF	0.35	0.08	2	0.08	0.04	0.15
CCMT09T302-PF	0.35	0.08	2	0.08	0.05	0.15
CCMT09T302-UF	0.4	0.1	2	0.07	0.05	0.15
CCMT09T302-WF	0.3	0.1	1.5	0.1	0.03	0.15

Wisselplaat	Snedediepte			Voeding		
	a_p = mm			f_n = mm/r		
	Aanbev.	Min	Max.	Aanbev.	Min	Max.
CCMT09T304-KF	0.35	0.11	2	0.11	0.06	0.23
CCMT09T304-KM	0.64	0.25	3	0.15	0.08	0.23
CCMT09T304-MF	0.35	0.11	2	0.11	0.06	0.23
CCMT09T304-MM	0.64	0.25	3	0.15	0.08	0.23
CCMT09T304-PF	0.35	0.11	2	0.11	0.06	0.23
CCMT09T304-PM	0.64	0.25	3	0.15	0.08	0.23
CCMT09T304-UF	0.4	0.2	2	0.1	0.05	0.2
CCMT09T304-UM	1.25	0.5	4	0.2	0.08	0.3
CCMT09T304-UR	2	1	4	0.25	0.15	0.3
CCMT09T304-WF	1	0.3	3	0.2	0.07	0.3
CCMT09T304-WM	1.5	0.5	4	0.25	0.12	0.4
CCMT09T308-KF	0.35	0.15	2	0.15	0.08	0.3
CCMT09T308-KM	0.8	0.5	3	0.2	0.1	0.3
CCMT09T308-KR	2	1	4	0.25	0.12	0.35
CCMT09T308-MF	0.35	0.15	2	0.15	0.08	0.3
CCMT09T308-MM	0.8	0.5	3	0.2	0.1	0.3
CCMT09T308-MR	2	1	4	0.25	0.12	0.35
CCMT09T308-PF	0.35	0.15	2	0.15	0.08	0.3
CCMT09T308-PM	0.8	0.5	3	0.2	0.1	0.3
CCMT09T308-PR	2	1	4	0.25	0.12	0.35
CCMT09T308-UM	1.25	0.5	4	0.25	0.12	0.4
CCMT09T308-UR	2	1	4	0.3	0.15	0.5
CCMT09T308-WF	1	0.3	3	0.25	0.12	0.5
CCMT09T308-WM	1.5	0.7	4	0.3	0.15	0.5
CCMT09T312-KR	2	1.2	4	0.3	0.14	0.42
CCMT09T312-MR	2	1.2	4	0.3	0.14	0.42
CCMT09T312-PR	2	1.2	4	0.3	0.14	0.42
CCMT120404-KM	0.96	0.3	3.6	0.18	0.09	0.27
CCMT120404-MF	0.42	0.14	2.4	0.14	0.07	0.27
CCMT120404-MM	0.96	0.3	3.6	0.18	0.09	0.27
CCMT120404-PF	0.42	0.14	2.4	0.14	0.07	0.27
CCMT120404-PM	0.96	0.3	3.6	0.18	0.09	0.27
CCMT120404-WM	2	0.5	4	0.25	0.15	0.4
CCMT120408-KM	0.96	0.6	3.6	0.24	0.12	0.36
CCMT120408-KR	2.4	1.2	4.8	0.3	0.14	0.42
CCMT120408-MM	0.96	0.6	3.6	0.24	0.12	0.36
CCMT120408-MR	2.4	1.2	4.8	0.3	0.14	0.42
CCMT120408-PM	0.96	0.6	3.6	0.24	0.12	0.36
CCMT120408-PR	2.4	1.2	4.8	0.3	0.14	0.42
CCMT120408-UM	1.5	0.5	4	0.25	0.12	0.4
CCMT120408-UR	2.5	1	4	0.3	0.15	0.5
CCMT120412-KR	2.4	1.44	4.8	0.36	0.17	0.5
CCMT120412-MM	0.96	0.72	3.6	0.29	0.14	0.3
CCMT120412-MR	2.4	1.44	4.8	0.36	0.17	0.5
CCMT120412-PM	0.96	0.72	3.6	0.29	0.14	0.43
CCMT120412-PR	2.4	1.44	4.8	0.36	0.17	0.5
CCMT160508-UR	3	1	5	0.35	0.15	0.5
CCMW060204FP	0.5	0.1	2.3	0.1	0.05	0.2
CCMW09T304FP	0.5	0.1	3.4	0.1	0.05	0.2
CCMW09T308FP	1	0.1	3.4	0.15	0.05	0.4
DCET070200-UM	0.3	0.1	4	0.03	0.01	0.06
DCET070201-UM	0.5	0.1	4	0.03	0.01	0.06
DCET11T301-UM	0.3	0.1	4	0.03	0.01	0.06
DCET11T302-UM	0.3	0.2	4	0.03	0.01	0.06
DCET11T304-UM	1.25	0.5	4	0.05	0.02	0.1
DCGT070201-UM	0.3	0.1	1	0.03	0.01	0.08
DCGT070202-UM	0.5	0.1	1.5	0.07	0.02	0.16
DCGT070204-UM	1	0.3	2.5	0.15	0.08	0.25
DCGT070208-UM	1	0.3	2.5	0.2	0.12	0.3
DCGT11T301-UM	0.3	0.1	1	0.03	0.01	0.06
DCGT11T302-UM	0.3	0.1	1.5	0.03	0.01	0.06
DCGT11T304-UM	1.25	0.3	3	0.15	0.08	0.25
DCGT11T308-UM	1.25	0.3	3	0.2	0.12	0.3
DCGW070202S01020F	0.07	0.04	0.1	0.07	0.03	0.1
DCGW070202T01030F	0.07	0.04	0.2	0.07	0.03	0.1
DCGW070204S01020F	0.1	0.07	0.2	0.1	0.05	0.2
DCGW070204S01030F	0.1	0.07	0.4	0.1	0.05	0.2
DCGW070204T01020F	0.1	0.07	0.4	0.1	0.05	0.2
DCGW070208S01030F	0.2	0.07	0.8	0.15	0.05	0.3
DCGW11T302T01020F	0.07	0.04	0.2	0.07	0.05	0.1
DCGW11T304S01020F	0.1	0.07	0.2	0.1	0.05	0.2
DCGW11T304S01020FWH	0.1	0.05	0.4	0.15	0.05	0.25
DCGW11T304S01520FWH	0.1	0.07	0.2	0.15	0.05	0.25
DCGW11T304S01530F	0.1	0.07	0.4	0.1	0.05	0.2

Aanbevolen snedediepte en voeding

CoroTurn® 107 draaiwisselplaat

Wisselplaat	Snedediepte			Voeding		
	a_p = mm			f_n = mm/r		
	Aanbev.	Min	Max.	Aanbev.	Min	Max.
DCGW11T304S02030F	0.1	0.07	0.2	0.1	0.05	0.2
DCGW11T304T01020F	0.1	0.07	0.4	0.1	0.05	0.2
DCGW11T308S01020F	0.2	0.07	0.4	0.15	0.05	0.3
DCGW11T308S01020FWH	0.2	0.07	0.8	0.2	0.05	0.3
DCGW11T308S01520FWH	0.2	0.07	0.4	0.2	0.05	0.3
DCGW11T308S01530F	0.2	0.07	0.8	0.15	0.05	0.3
DCGW11T308S02030F	0.2	0.07	0.4	0.15	0.05	0.3
DCGW11T308T01020F	0.2	0.07	0.8	0.15	0.05	0.3
DCGW11T312S01020F	0.2	0.07	0.6	0.2	0.05	0.3
DCGW11T312S01530F	0.2	0.07	1.2	0.15	0.05	0.3
DCGX070202-AL	1	0.3	4	0.12	0.05	0.15
DCGX070204-AL	1.5	0.5	4	0.2	0.1	0.3
DCGX11T302-AL	1	0.3	5.5	0.12	0.05	0.15
DCGX11T304-AL	1.5	0.5	5.5	0.2	0.1	0.3
DCGX11T308-AL	1.5	0.5	5.5	0.3	0.15	0.6
DCMT070202-KF	0.26	0.06	1.5	0.06	0.03	0.11
DCMT070202-MF	0.26	0.06	1.5	0.06	0.03	0.11
DCMT070202-PF	0.26	0.06	1.5	0.06	0.05	0.11
DCMT070202-UF	0.4	0.1	1.5	0.07	0.05	0.15
DCMT070204-KF	0.26	0.08	1.5	0.08	0.05	0.17
DCMT070204-KM	0.6	0.19	2.25	0.11	0.06	0.17
DCMT070204-MF	0.26	0.08	1.5	0.08	0.05	0.17
DCMT070204-MM	0.6	0.19	2.25	0.11	0.06	0.17
DCMT070204-PF	0.26	0.08	1.5	0.08	0.05	0.17
DCMT070204-PM	0.6	0.19	2.25	0.11	0.06	0.17
DCMT070204-UF	0.4	0.2	1.5	0.1	0.05	0.2
DCMT070204-UM	1	0.3	2.5	0.2	0.06	0.3
DCMT070204-UM	1	0.5	2.5	0.2	0.08	0.3
DCMT070208-KM	0.6	0.38	2.25	0.15	0.08	0.23
DCMT070208-MM	0.6	0.38	2.25	0.15	0.08	0.23
DCMT070208-PM	0.6	0.38	2.25	0.15	0.08	0.23
DCMT070208-UM	1	0.5	2.5	0.25	0.12	0.35
DCMT11T302-KF	0.35	0.08	2	0.08	0.04	0.15
DCMT11T302-MF	0.35	0.08	2	0.08	0.04	0.15
DCMT11T302-PF	0.35	0.08	2	0.08	0.05	0.15
DCMT11T304-KF	0.35	0.11	2	0.11	0.06	0.23
DCMT11T304-KM	0.8	0.25	3	0.15	0.08	0.23
DCMT11T304-MF	0.35	0.11	2	0.11	0.06	0.23
DCMT11T304-MM	0.8	0.25	3	0.15	0.08	0.23
DCMT11T304-PF	0.35	0.11	2	0.11	0.06	0.23
DCMT11T304-PM	0.8	0.25	3	0.15	0.08	0.23
DCMT11T304-UF	0.4	0.2	2	0.1	0.05	0.2
DCMT11T304-UM	1.25	0.5	4	0.2	0.08	0.3
DCMT11T304-UR	2	1	4	0.25	0.15	0.3
DCMT11T308-KF	0.35	0.15	2	0.15	0.08	0.3
DCMT11T308-KM	0.8	0.5	3	0.2	0.1	0.3
DCMT11T308-KR	2	1	4	0.25	0.12	0.35
DCMT11T308-MF	0.35	0.15	2	0.15	0.08	0.3
DCMT11T308-MM	0.8	0.5	3	0.2	0.1	0.3
DCMT11T308-MR	2	1	4	0.25	0.12	0.35
DCMT11T308-PF	0.35	0.15	2	0.15	0.08	0.3
DCMT11T308-PM	0.8	0.5	3	0.2	0.1	0.3
DCMT11T308-PR	2	1	4	0.25	0.12	0.35
DCMT11T308-UF	0.4	0.2	2	0.1	0.05	0.25
DCMT11T308-UM	1.25	0.5	4	0.25	0.12	0.4
DCMT11T308-UR	2	1	4	0.3	0.15	0.5
DCMT11T312-KM	0.8	0.6	3	0.24	0.12	0.36
DCMT11T312-KR	2	1.2	4	0.3	0.14	0.42
DCMT11T312-MM	0.8	0.6	3	0.24	0.12	0.36
DCMT11T312-MR	2	1.2	4	0.3	0.14	0.42
DCMT11T312-PM	0.8	0.6	3	0.24	0.12	0.36
DCMT11T312-PR	2	1.2	4	0.3	0.14	0.42
DCMT11T312-UR	2	1	4	0.3	0.2	0.5
DCMW11T304FP	0.5	0.1	3.3	0.1	0.05	0.2
DCMW11T308FP	1	0.1	3	0.15	0.05	0.4
DCMX070202-WF	0.3	0.1	1.5	0.1	0.03	0.15
DCMX070204-WF	0.7	0.3	2	0.12	0.05	0.25
DCMX070208-WF	0.7	0.3	2	0.15	0.09	0.35
DCMX11T302-WF	0.3	0.1	1.5	0.1	0.03	0.15
DCMX11T304-WF	1	0.3	3	0.2	0.07	0.3
DCMX11T304-WM	1.5	0.5	4	0.25	0.12	0.4
DCMX11T308-WF	1	0.3	3	0.25	0.12	0.4
DCMX11T308-WM	1.5	0.5	4	0.3	0.15	0.5

Wisselplaat	Snedediepte			Voeding		
	a_p = mm			f_n = mm/r		
	Aanbev.	Min	Max.	Aanbev.	Min	Max.
RCGX0602M0-AL	1	0.6	2.4	0.24	0.13	0.38
RCGX0803M0-AL	1.5	0.8	3.2	0.35	0.16	0.54
RCGX10T3M0-AL	2	1	4	0.36	0.16	0.63
RCGX1204M0-AL	2.5	1.2	4.8	0.46	0.19	0.79
RCMT0502M0	1	0.5	2	0.11	0.05	0.16
RCMT0602M0	1.5	0.5	2.4	0.15	0.05	0.17
RCMT060300	1.5	0.5	2.4	0.15	0.05	0.17
RCMT060300-SM	0.8	0.26	1.6	0.08	0.08	0.05
RCMT0803M0	2	0.8	3.2	0.2	0.05	0.25
RCMT0803M0-SM	1	0.33	2	0.08	0.08	0.06
RCMT09T300	2.5	1	4	0.25	0.06	0.32
RCMT09T300-M0	2.5	1	4	0.25	0.06	0.32
RCMT09T300-SM	1.5	0.4	2.5	0.1	0.09	0.08
RCMT10T3M0	2.5	1	4	0.25	0.06	0.32
RCMT10T3M0-SM	1.5	0.4	2.5	0.1	0.09	0.08
RCMT120400	3	1.2	4.8	0.3	0.08	0.38
RCMT120400	3	1.2	4.8	0.3	0.08	0.38
RCMT120400-M0	3	1.2	4.8	0.29	0.08	0.37
RCMT120400-SM	2	0.5	3	0.16	0.1	0.1
RCMT1204M0	3	1.2	4.8	0.3	0.08	0.38
RCMT1204M0-SM	2	0.5	3	0.12	0.1	0.1
RCMT1606M0	3.5	1.6	6.4	0.37	0.1	0.51
RCMT1606M0-SM	2.5	0.65	4	0.16	0.15	0.12
RCMT190600	4	2	8	0.45	0.13	0.63
RCMT2006M0	4	2	8	0.45	0.13	0.63
SCGW09T304S01030F	0.1	0.07	0.4	0.1	0.05	0.21
SCGW09T304T01020F	0.1	0.07	0.4	0.1	0.05	0.21
SCGW09T308S01030F	0.2	0.07	0.8	0.16	0.05	0.31
SCGW09T308S01530F	0.1	0.07	0.8	0.1	0.05	0.21
SCGW09T308T01020F	0.1	0.07	0.8	0.1	0.05	0.21
SCGX09T308-AL	1.5	0.5	5	0.31	0.16	0.62
SCMT09T304-KM	0.8	0.25	3	0.16	0.08	0.24
SCMT09T304-MF	0.35	0.11	2	0.11	0.06	0.24
SCMT09T304-MM	0.8	0.25	3	0.16	0.08	0.24
SCMT09T304-PF	0.35	0.11	2	0.11	0.06	0.24
SCMT09T304-PM	0.8	0.25	3	0.16	0.08	0.24
SCMT09T308-KM	0.8	0.5	3	0.21	0.1	0.31
SCMT09T308-KR	2	1	4	0.26	0.12	0.36
SCMT09T308-MF	0.35	0.15	2	0.16	0.08	0.31
SCMT09T308-MM	0.8	0.5	3	0.21	0.1	0.31
SCMT09T308-MR	2	1	4	0.26	0.12	0.36
SCMT09T308-PF	0.35	0.15	2	0.16	0.08	0.31
SCMT09T308-PM	0.8	0.5	3	0.21	0.1	0.31
SCMT09T308-PR	2	1	4	0.26	0.12	0.36
SCMT09T308-UF	0.4	0.2	2	0.1	0.05	0.26
SCMT09T308-UM	1.25	0.5	4	0.26	0.12	0.41
SCMT09T308-UR	2	1	4	0.31	0.16	0.52
SCMT09T312-KR	2	1.2	4	0.31	0.14	0.43
SCMT09T312-MR	2	1.2	4	0.31	0.14	0.43
SCMT09T312-PR	2	1.2	4	0.31	0.14	0.43
SCMT120404-MM	0.96	0.3	3.6	0.19	0.09	0.28
SCMT120404-PM	0.96	0.3	3.6	0.19	0.09	0.28
SCMT120404-UR	2.5	1	5	0.26	0.16	0.31
SCMT120408-KM	0.96	0.6	3.6	0.25	0.12	0.37
SCMT120408-KR	2.4	1.2	4.8	0.31	0.14	0.43
SCMT120408-MM	0.96	0.6	3.6	0.25	0.12	0.37
SCMT120408-MR	2.4	1.2	4.8	0.31	0.14	0.43
SCMT120408-PM	0.96	0.6	3.6	0.25	0.12	0.37
SCMT120408-PR	2.4	1.2	4.8	0.31	0.14	0.43
SCMT120408-UM	1.5	0.5	4	0.26	0.12	0.41
SCMT120408-UR	2.5	1	4	0.31	0.16	0.52
SCMT120412-KR	2.4	1.44	4.8	0.37	0.18	0.52
SCMT120412-MM	0.96	0.72	3.6	0.3	0.14	0.45
SCMT120412-MR	2.4	1.44	4.8	0.37	0.18	0.52
SCMT120412-PM	0.96	0.72	3.6	0.3	0.14	0.45
SCMT120412-PR	2.4	1.44	4.8	0.37	0.18	0.52
SCMT120412-UM	1.5	0.5	4	0.26	0.16	0.41
TCEX050100L-F	0.15	0.05	0.8	0.04	0.01	0.06
TCEX050100R-F	0.15	0.05	0.8	0.04	0.02	0.06
TCEX050101L-F	0.15	0.05	0.8	0.05	0.01	0.07
TCEX050101R-F	0.15	0.05	0.8	0.06	0.02	0.1
TCEX06T100L-F	0.2	0.05	1	0.05	0.01	0.07
TCEX06T100R-F	0.5	0.05	1.5	0.05	0.01	0.07

Aanbevolen snedediepte en voeding

CoroTurn® 107 draaiwisselplaat

Wisselplaat	Snedediepte			Voeding		
	a_p = mm			f_n = mm/r		
	Aanbev.	Min	Max.	Aanbev.	Min	Max.
TCEX06T101L-F	0.2	0.05	1	0.08	0.01	0.12
TCEX06T101R-F	0.08	0.05	1.5	0.08	0.01	0.12
TCEX06T102L-F	0.2	0.05	1	0.08	0.02	0.15
TCEX090200L-F	0.3	0.05	1.2	0.04	0.01	0.07
TCEX090200R-F	0.4	0.05	1.4	0.06	0.01	0.08
TCEX090201L-F	0.4	0.05	1.2	0.05	0.02	0.08
TCEX090201R-F	0.6	0.05	2	0.07	0.02	0.1
TCEX090202L-F	0.4	0.05	1.2	0.08	0.02	0.12
TCEX110300L-F	0.5	0.05	1.5	0.05	0.01	0.08
TCEX110300R-F	0.8	0.05	4	0.07	0.01	0.1
TCEX110301L-F	0.6	0.05	1.7	0.06	0.02	0.1
TCEX110301R-F	0.8	0.05	4	0.08	0.02	0.15
TCEX110302L-F	0.7	0.05	2	0.08	0.02	0.12
TCGT06T102L-K	0.3	0.1	0.7	0.04	0.03	0.11
TCGT06T102R-K	0.3	0.1	1	0.05	0.03	0.15
TCGT06T104L-K	0.5	0.15	0.7	0.05	0.03	0.14
TCGT06T104R-K	0.5	0.15	1	0.07	0.03	0.2
TCGT090202L-K	0.3	0.1	0.84	0.04	0.03	0.11
TCGT090202R-K	0.3	0.1	1.2	0.05	0.03	0.15
TCGT090204L-K	0.5	0.15	0.84	0.07	0.03	0.14
TCGT090204R-K	0.5	0.15	1.2	0.1	0.03	0.2
TCGT090204-UM	1	0.5	2.25	0.2	0.08	0.25
TCGT110201-UM	0.3	0.1	1	0.03	0.01	0.06
TCGT110202L-K	0.3	0.1	1.05	0.04	0.03	0.11
TCGT110204L-K	0.5	0.15	1.05	0.07	0.03	0.18
TCGT110204R-K	0.5	0.15	1.5	0.1	0.03	0.25
TCGT110204-UM	1.25	0.3	2.5	0.15	0.08	0.25
TCGT110208-UM	1.25	0.3	2.5	0.2	0.12	0.3
TCGT110301-UM	0.3	0.1	1	0.03	0.01	0.06
TCGT110302L-K	0.3	0.1	1.05	0.04	0.03	0.11
TCGT110302R-K	0.3	0.1	1.5	0.05	0.03	0.15
TCGT110302-UM	0.3	0.1	1.5	0.07	0.02	0.12
TCGT110304L-K	0.5	0.15	1.05	0.07	0.03	0.18
TCGT110304R-K	0.5	0.15	1.5	0.1	0.03	0.25
TCGT110304-UM	1.25	0.3	2.5	0.15	0.08	0.25
TCGT110308-UM	1.25	0.3	2.5	0.2	0.12	0.3
TCGT16T304-UM	1.5	0.5	2.8	0.11	0.08	0.18
TCGT16T308-UM	1.5	0.5	2.8	0.14	0.12	0.25
TCGW06T102S01020E	0.07	0.04	0.1	0.07	0.03	0.1
TCGW06T102T01020E	0.07	0.04	0.2	0.07	0.03	0.1
TCGW06T104S01020E	0.1	0.07	0.2	0.1	0.05	0.2
TCGW06T104S01020E	0.1	0.07	0.2	0.1	0.05	0.2
TCGW090204S01020F	0.1	0.07	0.2	0.1	0.05	0.2
TCGW090204S01030F	0.1	0.07	0.4	0.1	0.05	0.2
TCGW090204S01530F	0.1	0.07	0.4	0.1	0.05	0.2
TCGW110202T01020F	0.07	0.04	0.2	0.07	0.05	0.1
TCGW110204S01020F	0.1	0.07	0.4	0.1	0.05	0.2
TCGW110204S01530F	0.1	0.07	0.4	0.1	0.05	0.2
TCGW110204T01020F	0.1	0.07	0.4	0.1	0.05	0.2
TCGW110208S01020F	0.2	0.07	0.8	0.15	0.05	0.3
TCGW110208S01530F	0.2	0.07	0.8	0.15	0.05	0.3
TCGW110304S01020F	0.1	0.07	0.2	0.1	0.05	0.2
TCGW110304S01530F	0.1	0.07	0.4	0.1	0.05	0.2
TCGW110304T01020F	0.1	0.07	0.4	0.1	0.05	0.2
TCGW110308S01020F	0.2	0.07	0.4	0.15	0.05	0.3
TCGW110308S01530F	0.2	0.07	0.8	0.15	0.05	0.3
TCGW110308T01020F	0.2	0.07	0.8	0.15	0.05	0.3
TCGX06T104-AL	1	0.5	2	0.2	0.1	0.3
TCGX06T104L-WK	0.5	0.15	1	0.15	0.03	0.25
TCGX06T104R-WK	0.5	0.15	1	0.15	0.03	0.25
TCGX090202-AL	1	0.3	4	0.12	0.05	0.15
TCGX090204-AL	1.5	0.5	4	0.2	0.1	0.3
TCGX090204L-WK	0.5	0.15	1.2	0.2	0.04	0.28
TCGX090204R-WK	0.5	0.15	1.2	0.2	0.04	0.28
TCGX110202-AL	1	0.3	5	0.12	0.05	0.15
TCGX110204-AL	1.5	0.5	5	0.2	0.1	0.3
TCGX110204L-WK	0.5	0.15	1.5	0.2	0.05	0.3
TCGX110204R-WK	0.5	0.15	1.5	0.2	0.05	0.3
TCGX110208-AL	1.5	0.5	5	0.3	0.15	0.6
TCGX110302-AL	1	0.3	5	0.12	0.05	0.15
TCGX110304-AL	1.5	0.5	5	0.2	0.1	0.3
TCGX110304L-WK	0.5	0.15	1.5	0.2	0.05	0.3
TCGX110304R-WK	0.5	0.15	1.5	0.2	0.05	0.3

Wisselplaat	Snedediepte			Voeding		
	a_p = mm			f_n = mm/r		
	Aanbev.	Min	Max.	Aanbev.	Min	Max.
TCGX110308-AL	1.5	0.5	5	0.3	0.15	0.6
TCGX16T304-AL	1.5	0.5	7	0.2	0.1	0.3
TCGX16T308-AL	1.5	0.5	7	0.3	0.15	0.6
TCMT06T102-KF	0.26	0.06	1.5	0.06	0.05	0.11
TCMT06T102-KF	0.26	0.06	1.5	0.06	0.03	0.11
TCMT06T102-MF	0.26	0.06	1.5	0.06	0.03	0.11
TCMT06T102-PF	0.26	0.06	1.5	0.06	0.05	0.11
TCMT06T102-UF	0.4	0.2	1.5	0.07	0.05	0.15
TCMT06T104-KF	0.26	0.08	1.5	0.08	0.05	0.17
TCMT06T104-MF	0.26	0.08	1.5	0.08	0.05	0.17
TCMT06T104-PF	0.26	0.08	1.5	0.08	0.05	0.17
TCMT06T104-UF	0.4	0.2	1.5	0.1	0.05	0.2
TCMT06T108-KF	0.26	0.11	1.5	0.11	0.06	0.23
TCMT06T108-MF	0.26	0.11	1.5	0.11	0.06	0.23
TCMT06T108-PF	0.26	0.11	1.5	0.11	0.06	0.23
TCMT090202-KF	0.3	0.06	1.7	0.06	0.05	0.13
TCMT090202-KF	0.3	0.06	1.7	0.06	0.03	0.13
TCMT090202-MF	0.3	0.06	1.7	0.06	0.03	0.13
TCMT090202-PF	0.3	0.06	1.7	0.06	0.05	0.13
TCMT090204-KF	0.3	0.1	1.7	0.1	0.05	0.19
TCMT090204-KM	0.6	0.19	2.25	0.11	0.06	0.17
TCMT090204-MF	0.3	0.1	1.7	0.1	0.05	0.19
TCMT090204-MM	0.6	0.19	2.25	0.11	0.06	0.17
TCMT090204-PF	0.3	0.1	1.7	0.1	0.05	0.19
TCMT090204-PM	0.6	0.19	2.25	0.11	0.06	0.17
TCMT090204-UF	0.4	0.2	1.5	0.1	0.05	0.2
TCMT090204-UM	1	0.3	2.5	0.2	0.06	0.3
TCMT090204-UM	1	0.5	2.5	0.2	0.08	0.3
TCMT090208-KM	0.6	0.38	2.25	0.15	0.08	0.23
TCMT090208-MM	0.6	0.38	2.25	0.15	0.08	0.23
TCMT090208-PM	0.6	0.38	2.25	0.15	0.08	0.23
TCMT090208-UF	0.4	0.2	1.5	0.1	0.05	0.25
TCMT090208-UM	1	0.5	2.5	0.25	0.12	0.4
TCMT110202-UF	0.4	0.2	2	0.07	0.05	0.15
TCMT110204-UF	0.4	0.2	2	0.1	0.05	0.2
TCMT110204-UM	1.25	0.5	3	0.2	0.08	0.3
TCMT110204-UR	2	1	3	0.25	0.15	0.3
TCMT110208-UF	0.4	0.2	2	0.1	0.05	0.25
TCMT110208-UM	1.25	0.5	3	0.25	0.12	0.4
TCMT110208-UR	2	1	3	0.3	0.15	0.4
TCMT110302-KF	0.3	0.06	1.7	0.06	0.05	0.13
TCMT110302-MF	0.3	0.06	1.7	0.06	0.03	0.13
TCMT110302-PF	0.3	0.06	1.7	0.06	0.05	0.13
TCMT110304-KF	0.3	0.1	1.7	0.1	0.05	0.19
TCMT110304-KM	0.67	0.21	2.5	0.13	0.06	0.19
TCMT110304-MF	0.3	0.1	1.7	0.1	0.05	0.19
TCMT110304-MM	0.67	0.21	2.5	0.13	0.06	0.19
TCMT110304-PF	0.3	0.1	1.7	0.1	0.05	0.19
TCMT110304-PM	0.67	0.21	2.5	0.13	0.06	0.19
TCMT110308-KF	0.3	0.13	1.7	0.13	0.07	0.26
TCMT110308-KM	0.67	0.42	2.5	0.17	0.09	0.26
TCMT110308-KR	1.5	0.75	3	0.21	0.1	0.3
TCMT110308-KR	1.5	0.75	3	0.21	0.1	0.3
TCMT110308-MF	0.3	0.13	1.7	0.13	0.07	0.26
TCMT110308-MM	0.67	0.42	2.5	0.17	0.09	0.26
TCMT110308-MR	1.5	0.75	3	0.21	0.1	0.3
TCMT110308-PF	0.3	0.13	1.7	0.13	0.07	0.26
TCMT110308-PM	0.67	0.42	2.5	0.17	0.09	0.26
TCMT110308-PR	1.5	0.75	3	0.21	0.1	0.3
TCMT110312-KM	0.65	0.5	2.5	0.2	0.1	0.31
TCMT110312-KR	1.5	0.9	3	0.26	0.12	0.36
TCMT110312-PM	0.67	0.5	2.5	0.2	0.1	0.31
TCMT16T304-KF	0.35	0.11	2	0.11	0.06	0.23
TCMT16T304-KM	0.8	0.25	3	0.15	0.08	0.23
TCMT16T304-MF	0.35	0.11	2	0.11	0.06	0.23
TCMT16T304-MM	0.8	0.25	3	0.15	0.08	0.23
TCMT16T304-PF	0.35	0.11	2	0.11	0.06	0.23
TCMT16T304-PM	0.8	0.25	3	0.15	0.08	0.23
TCMT16T304-UM	1.5	0.5	4	0.2	0.08	0.3
TCMT16T304-UR	2.5	1	4	0.25	0.15	0.3
TCMT16T308-KM	0.8	0.5	3	0.2	0.1	0.3
TCMT16T308-KR	2	1	4	0.25	0.12	0.35
TCMT16T308-MM	0.8	0.5	3	0.2	0.1	0.3

Aanbevolen snedediepte en voeding

CoroTurn® 107 draaiwisselplaat

Wisselplaat	Snedediepte			Voeding		
	a_p = mm			f_n = mm/r		
	Aanbev.	Min	Max.	Aanbev.	Min	Max.
TCMT16T308-MR	2	1	4	0.25	0.12	0.35
TCMT16T308-PM	0.8	0.5	3	0.2	0.1	0.3
TCMT16T308-PR	2	1	4	0.25	0.12	0.35
TCMT16T308-UF	0.4	0.2	2	0.1	0.05	0.25
TCMT16T308-UM	1.5	0.5	4	0.25	0.12	0.4
TCMT16T308-UR	2.5	1	4	0.3	0.15	0.5
TCMT16T312-KM	0.8	0.6	3	0.24	0.12	0.36
TCMT16T312-KR	2	1.2	4	0.3	0.14	0.42
TCMT16T312-MM	0.8	0.6	3	0.24	0.12	0.36
TCMT16T312-MR	2	1.2	4	0.3	0.14	0.42
TCMT16T312-PM	0.8	0.6	3	0.24	0.12	0.36
TCMT16T312-PR	2	1.2	4	0.3	0.14	0.42
TCMT16T312-UR	2.5	1	4	0.3	0.2	0.5
TCMT220408-KM	0.96	0.6	3.6	0.24	0.12	0.36
TCMT220408-KR	2.4	1.2	4.8	0.3	0.14	0.42
TCMT220408-MM	0.96	0.6	3.6	0.24	0.12	0.36
TCMT220408-MR	2.4	1.2	4.8	0.3	0.14	0.42
TCMT220408-PM	0.96	0.6	3.6	0.24	0.12	0.36
TCMT220408-PR	2.4	1.2	4.8	0.3	0.14	0.42
TCMT220412-KR	2.4	1.44	4.8	0.36	0.17	0.5
TCMT220412-MR	2.4	1.44	4.8	0.36	0.17	0.5
TCMT220412-PR	2.4	1.44	4.8	0.36	0.17	0.5
TCMW090204FP	0.5	0.1	2.2	0.1	0.05	0.2
TCMW110204FP	0.5	0.1	2.2	0.1	0.05	0.2
TCMW110208FP	1	0.1	1.9	0.15	0.05	0.4
TCMW110304FP	0.5	0.1	2.2	0.1	0.05	0.2
TCMW110308FP	1	0.1	1.9	0.15	0.05	0.4
TCMW16T304FLP	0.5	0.1	7	0.1	0.05	0.2
TCMW16T304FP	0.5	0.1	3.4	0.1	0.05	0.2
TCMW16T304FRP	0.5	0.1	7	0.1	0.05	0.2
TCMW16T308FP	1	0.1	3.1	0.15	0.05	0.4
TCMX090202-WF	0.3	0.1	1.5	0.1	0.03	0.15
TCMX090204-WF	0.7	0.3	2	0.12	0.05	0.3
TCMX090208-WF	0.7	0.3	2	0.25	0.1	0.35
TCMX110302-WF	0.3	0.1	1.5	0.1	0.03	0.15
TCMX110304-WF	1	0.3	2.5	0.2	0.07	0.3
TCMX110308-WF	1	0.3	2.5	0.25	0.12	0.4
TCMX110308-WM	1.2	0.5	3	0.3	0.15	0.5
TCMX16T304-WF	1.2	0.3	3.5	0.2	0.07	0.35
TCMX16T308-WF	1.2	0.3	3.5	0.25	0.12	0.5
TCMX16T308-WM	1.5	0.5	4	0.3	0.15	0.5
VBGT160401-UM	0.3	0.1	1	0.03	0.01	0.08
VBGT160402-UM	0.5	0.1	1.5	0.07	0.02	0.16
VBGT160404-UM	1.25	0.3	4	0.2	0.08	0.3
VBGT160408-UM	1.25	0.3	4	0.25	0.12	0.3
VBGW110302S01020F	0.07	0.04	0.1	0.07	0.03	0.1
VBGW110302T01020F	0.07	0.04	0.2	0.07	0.03	0.1
VBGW110304S01020F	0.1	0.07	0.2	0.1	0.05	0.2
VBGW160404S01020F	0.1	0.07	0.2	0.1	0.05	0.2
VBGW160404S01030F	0.1	0.07	0.4	0.1	0.05	0.2
VBGW160404S01530F	0.1	0.07	0.4	0.1	0.05	0.2
VBGW160404T01020F	0.1	0.07	0.4	0.1	0.05	0.2
VBGW160408S01020F	0.2	0.07	0.4	0.15	0.05	0.3
VBGW160408S01530F	0.2	0.07	0.8	0.15	0.05	0.3
VBGW160408T01020F	0.2	0.07	0.8	0.15	0.05	0.3
VBMT110202-UF	0.4	0.2	1.5	0.07	0.05	0.15
VBMT110204-UF	0.4	0.2	1.5	0.1	0.05	0.2
VBMT110208-UF	0.4	0.2	1.5	0.1	0.05	0.25
VBMT110302-KF	0.3	0.06	1.7	0.06	0.03	0.13
VBMT110302-MF	0.3	0.06	1.7	0.06	0.03	0.13
VBMT110302-PF	0.3	0.06	1.7	0.06	0.05	0.13
VBMT110304-KF	0.3	0.1	1.7	0.1	0.05	0.19
VBMT110304-MF	0.3	0.1	1.7	0.1	0.05	0.19
VBMT110304-PF	0.3	0.1	1.7	0.1	0.05	0.19
VBMT110308-KF	0.3	0.13	1.7	0.13	0.07	0.26
VBMT110308-MF	0.3	0.13	1.7	0.13	0.07	0.26
VBMT110308-PF	0.3	0.13	1.7	0.13	0.07	0.26
VBMT110312-PF	0.3	0.13	1.7	0.15	0.08	0.31
VBMT160402-KF	0.32	0.07	1.8	0.07	0.04	0.14
VBMT160402-MF	0.32	0.07	1.8	0.07	0.04	0.14
VBMT160402-PF	0.32	0.07	1.8	0.07	0.05	0.14
VBMT160404-KF	0.32	0.1	1.8	0.1	0.05	0.2
VBMT160404-KM	0.72	0.23	2.7	0.14	0.07	0.2

Wisselplaat	Snedediepte			Voeding		
	a_p = mm			f_n = mm/r		
	Aanbev.	Min	Max.	Aanbev.	Min	Max.
VBMT160404-MF	0.32	0.1	1.8	0.1	0.05	0.2
VBMT160404-MM	0.72	0.23	2.7	0.14	0.07	0.2
VBMT160404-PF	0.32	0.1	1.8	0.1	0.05	0.2
VBMT160404-PM	0.72	0.23	2.7	0.14	0.07	0.2
VBMT160404-UM	1.25	0.5	4	0.2	0.08	0.3
VBMT160404-UR	2	1	4	0.25	0.15	0.3
VBMT160408-KF	0.32	0.14	1.8	0.14	0.07	0.27
VBMT160408-KM	0.72	0.45	2.7	0.18	0.09	0.27
VBMT160408-KR	1.8	0.9	3.6	0.23	0.11	0.32
VBMT160408-MF	0.32	0.14	1.8	0.14	0.07	0.27
VBMT160408-MM	0.72	0.45	2.7	0.18	0.09	0.27
VBMT160408-MR	1.8	0.9	3.6	0.23	0.11	0.32
VBMT160408-PF	0.32	0.14	1.8	0.14	0.07	0.27
VBMT160408-PM	0.72	0.45	2.7	0.18	0.09	0.27
VBMT160408-PR	1.8	0.9	3.6	0.23	0.11	0.32
VBMT160408-UM	1.25	0.5	4	0.25	0.12	0.4
VBMT160408-UR	2	1	4	0.3	0.15	0.5
VBMT160412-KM	0.72	0.54	2.7	0.22	0.11	0.32
VBMT160412-KR	1.8	1.08	3.6	0.27	0.13	0.38
VBMT160412-MF	0.32	0.14	1.8	0.16	0.09	0.32
VBMT160412-MM	0.72	0.54	2.7	0.22	0.11	0.32
VBMT160412-MR	1.8	1.08	3.6	0.27	0.13	0.38
VBMT160412-PF	0.32	0.14	1.8	0.16	0.09	0.32
VBMT160412-PM	0.72	0.54	2.7	0.22	0.11	0.32
VBMT160412-PR	1.8	1.08	3.6	0.27	0.13	0.38
VBMT160412-UM	1.25	0.5	4	0.25	0.1	0.4
VBMT160412-UR	2	1	4	0.3	0.2	0.5
VCET110301-UM	0.3	0.1	4	0.03	0.01	0.06
VCET110302-UM	0.5	0.2	4	0.03	0.02	0.08
VCEX110300L-F	1	0.03	3	0.05	0.01	0.14
VCEX110300R-F	1	0.03	4	0.05	0.01	0.2
VCEX110301L-F	1	0.05	3	0.07	0.01	0.21
VCEX110301R-F	1	0.05	4	0.1	0.01	0.3
VCGT110301-UM	0.3	0.1	1	0.03	0.01	0.08
VCGT110302-UM	0.5	0.1	1.5	0.07	0.02	0.16
VCGT110304-UM	1.25	0.3	3	0.15	0.08	0.25
VCGX110202-AL	1	0.3	3	0.12	0.05	0.15
VCGX110204-AL	1.5	0.5	3	0.2	0.1	0.3
VCGX110302-AL	1	0.3	3	0.12	0.05	0.15
VCGX110304-AL	1.5	0.5	3	0.2	0.1	0.3
VCGX160404-AL	1.5	0.5	5	0.2	0.1	0.3
VCGX160408-AL	1.5	0.5	5	0.3	0.15	0.6
VCGX160412-AL	1.5	0.5	5	0.4	0.15	0.8
VCGX220520-AL	1.5	0.5	7	0.6	0.25	1
VCGX220530-AL	1.5	0.5	7	0.6	0.25	1
VCMT110302-PF	0.3	0.07	1.5	0.07	0.05	0.13
VCMT110304-KF	0.3	0.1	1.5	0.1	0.05	0.2
VCMT110304-MF	0.3	0.1	1.5	0.1	0.05	0.2
VCMT110304-MM	0.77	0.31	2.55	0.15	0.1	0.25
VCMT110304-PF	0.3	0.1	1.5	0.1	0.05	0.2
VCMT110304-PM	0.77	0.31	2.55	0.15	0.1	0.25
VCMT110308-KM	0.77	0.61	2.55	0.2	0.13	0.33
VCMT110308-MM	0.77	0.61	2.55	0.2	0.13	0.33
VCMT110308-PM	0.77	0.61	2.55	0.2	0.13	0.33
VCMW110204FP	0.5	0.1	3.5	0.1	0.05	0.2
VCMW110304FP	0.5	0.1	3.5	0.1	0.05	0.2
VCMW160408FP	1	0.1	2.8	0.15	0.05	0.4
VCMW160412FP	1	0.1	2.1	0.15	0.05	0.4

Aanbevolen snedediepte en voeding

T-Max® wisselplaat voor draaien

Wisselplaat	Snedediepte			Voeding		
	a_p = mm			f_n = mm/r		
	Aanbev.	Min	Max.	Aanbev.	Min	Max.
CNGN120708T02520	2	1	3	0.2	0.15	0.5
CNGN160716T01020	2	1	3	0.19	0.07	0.3
CNGN120408T01020	1.2	0.1	3.6	0.1	0.07	0.2
CNGN120412S02520M	2	0.5	4	0.35	0.1	0.6
CNGN120412T01020	1.2	0.1	3.6	0.14	0.07	0.3
CNGN120412T02520	2	1	3	0.2	0.1	0.5
CNGN120416S02520M	2	0.5	4	0.35	0.1	0.6
CNGN120416T01020	1.2	0.1	3.6	0.19	0.07	0.3
CNGN120708T01020	1.2	0.1	3.6	0.1	0.07	0.2
CNGN120712T01020	1.2	0.1	3.6	0.14	0.07	0.2
CNGN120716T01020	1.2	0.1	3.6	0.19	0.07	0.3
CNGN120716T02520	2	1	3	0.2	0.15	0.5
CNGN160708T01020	1.6	0.1	4.8	0.1	0.07	0.2
CNGN160712T01020	1.6	0.1	4.8	0.14	0.07	0.3
DNGN150408T01020	1.5	0.1	4.5	0.1	0.07	0.2
DNGN150412T01020	1.5	0.1	4.5	0.14	0.07	0.3
DNGN150708T01020	1.5	0.1	4.5	0.1	0.07	0.2
DNGN150712T01020	1.5	0.1	4.5	0.14	0.07	0.3
DNGN150712T02520	2	1	3	0.2	0.1	0.5
DNGN150716K07015	4.5	0.1	7.5	0.4	0.05	0.6
DNGN150716T01020	1.5	0.1	4.5	0.19	0.07	0.3
DNGN150716T07015	4.5	0.1	7.5	0.4	0.05	0.6
RCGX060600E	0.8	0.4	1.6	0.03	0.03	0.03
RCGX060600T01020	0.9	0.1	1.8	0.12	0.1	0.2
RCGX090700E	1.2	0.6	2.4	0.05	0.05	0.05
RCGX090700T01020	1.35	0.1	2.7	0.15	0.1	0.2
RCGX090700T07015	2.7	0.1	3.6	0.25	0.1	0.6
RCGX120700E	1.8	0.9	3.6	0.08	0.08	0.08
RCGX120700K15015	3.6	0.1	4.8	0.3	0.1	0.6
RCGX120700T01020	1.8	0.1	3.6	0.15	0.1	0.2
RCGX120700T02520	2	1	3	0.4	0.3	0.5
RCGX120700T15015	2	1	3	0.4	0.3	0.5
RCGX151000T20015	4.5	0.1	6	0.3	0.1	0.6
RCGX191000K20015	5.7	0.1	7.6	0.4	0.1	0.6
RCGX191000T20015	5.7	0.1	7.6	0.4	0.1	0.6
RNGN060300S02520M	2	0.5	4	0.49	0.14	0.85
RNGN090300S02520M	2	0.5	4	0.49	0.14	0.85
RNGN090300T01020	1.35	0.1	2.7	0.15	0.1	0.25
RNGN120300S02520M	2	0.5	4	0.49	0.14	0.85
RNGN120400E	1.8	0.9	3.6	0.08	0.08	0.08
RNGN120400S02520M	2	0.5	4	0.49	0.14	0.85
RNGN120400T01020	1.8	0.1	3.6	0.15	0.1	0.3
RNGN120400T02520	2	1	3	0.2	0.15	0.5
RNGN120700E	1.8	0.9	3.6	0.08	0.08	0.08
RNGN120700K15015	3.6	0.1	4.8	0.3	0.1	0.6
RNGN120700T01020	1.8	0.1	3.6	0.15	0.1	0.2
RNGN120700T02520	2	1	3	0.2	0.1	0.5
RNGN120700T15015	3.6	0.1	4.8	0.3	0.1	0.6
RNGN150700T01020	2.25	0.1	4.5	0.2	0.1	0.3
RNGN150700T20015	2.25	0.1	4.5	0.2	0.1	0.3
RNGN190700E	2.4	1.2	4.8	0.11	0.11	0.11
RNGN190700K20015	2.85	0.1	5.7	0.2	0.1	0.4
RNGN190700T01020	2.85	0.1	5.7	0.2	0.1	0.4
RNGN190700T20015	5.7	0.1	7.6	0.4	0.1	0.6
RPGN060300E	0.9	0.4	1.8	0.12	0.1	0.2
RPGN060300T01020	0.9	0.4	1.8	0.12	0.1	0.2
RPGN090300E	1.35	0.6	2.7	0.15	0.1	0.2
RPGN090300T01020	1.35	0.1	2.7	0.15	0.1	0.25
RPGN120400E	1.8	0.9	3.6	0.15	0.1	0.2
RPGN120400T01020	1.8	0.9	3.6	0.15	0.1	0.25
RPGX060600T01020	1.8	0.4	3.6	0.12	0.1	0.2
RPGX090700E	1.2	0.6	2.4	0.05	0.05	0.05
RPGX090700T01020	1.35	0.1	2.7	0.15	0.1	0.2
RPGX120700E	1.8	0.9	3.6	0.08	0.08	0.08
RPGX120700T01020	1.8	0.1	3.6	0.15	0.1	0.2
SNGN120416T01020	1.2	0.1	3.6	0.2	0.07	0.31
SNGN090308T01020	0.9	0.1	2.7	0.1	0.07	0.21
SNGN090312S02520M	2	0.5	4	0.36	0.1	0.62
SNGN090312T01020	0.9	0.1	2.7	0.14	0.07	0.31
SNGN120408T01020	1.2	0.1	3.6	0.1	0.07	0.21
SNGN120408T02520	2	1	3	0.21	0.16	0.52
SNGN120412E	2	1	4	0.16	0.1	0.21
SNGN120412S02520M	2	0.5	4	0.36	0.1	0.62

Wisselplaat	Snedediepte			Voeding		
	a_p = mm			f_n = mm/r		
	Aanbev.	Min	Max.	Aanbev.	Min	Max.
SNGN120412T01020	1.2	0.1	3.6	0.14	0.07	0.31
SNGN120412T02520	2	1	3	0.21	0.1	0.52
SNGN120416S02520M	2	0.5	4	0.36	0.1	0.62
SNGN120416T02520	2	1	3	0.21	0.16	0.52
SNGN120708T01020	1.2	0.1	3.6	0.1	0.07	0.21
SNGN120708T02520	2	1	3	0.21	0.16	0.52
SNGN120712E	2	1	4	0.16	0.1	0.21
SNGN120712T01020	1.2	0.1	3.6	0.14	0.07	0.21
SNGN120712T02520	2	1	3	0.21	0.1	0.52
SNGN120716K15015	3.6	0.1	6	0.41	0.05	0.62
SNGN120716T01020	1.2	0.1	3.6	0.2	0.07	0.31
SNGN120716T02520	2	1	3	0.21	0.16	0.52
SNGN120716T15015	3.6	0.1	6	0.41	0.05	0.62
SNGN150708T01020	1.5	0.1	4.5	0.1	0.07	0.21
SNGN150716T01020	1.5	0.1	4.5	0.2	0.07	0.31
SNGN150716T02520	2	1	3	0.21	0.16	0.52
SNGN190716T01020	1.9	0.1	5.7	0.2	0.07	0.31
SNGN190724E	4	2	6	0.16	0.1	0.21
SNGN190724T01020	1.9	0.1	5.7	0.2	0.07	0.31
SPGN120408T01020	1.2	0.1	3.6	0.1	0.07	0.21
SPGN120412T01020	1.2	0.1	3.6	0.14	0.07	0.31
SPUN120304FP	0.5	0.1	3.7	0.1	0.05	0.21
TNGN110308T01020	1.1	0.1	3.3	0.1	0.07	0.2
TNGN160408T01020	1.6	0.1	4.8	0.1	0.07	0.2
TNGN160412T01020	1.6	0.1	4.8	0.14	0.07	0.3
TNGN160416T01020	1.6	0.1	4.8	0.19	0.07	0.3
TNGN160708T01020	1.6	0.1	4.8	0.1	0.07	0.2
TNGN160712T01020	1.6	0.1	4.8	0.14	0.07	0.3
TPGN110304T01020	1.1	0.1	3.3	0.09	0.07	0.1
TPGN110308T01020	1.1	0.1	3.3	0.1	0.07	0.2
TPGN160304T01020	1.6	0.1	4.8	0.09	0.07	0.1
TPGN160308E	4.8	0.1	8	0.2	0.05	0.36
TPGN160308T01020	1.6	0.1	4.8	0.1	0.07	0.2
TPGN160312T01020	1.6	0.1	4.8	0.14	0.07	0.3
TPUN110304FP	0.5	0.1	2.2	0.1	0.05	0.2
TPUN160304FLP	0.5	0.1	7	0.1	0.05	0.2
TPUN160304FP	0.5	0.1	2.2	0.1	0.05	0.2
TPUN160304FRP	0.5	0.1	7	0.1	0.05	0.2

CoroTurn® 300 draaiwisselplaat

3-80-101104-8-L4	1.2	0.25	3	0.2	0.1	0.3
3-80-101108-8-L4	1.6	0.5	3	0.22	0.12	0.32
3-80-101108-8-M5	2.5	0.8	3.8	0.32	0.2	0.45
3-80-101108-8-M5W	2.5	0.5	3.8	0.45	0.2	0.6
3-80-101112-8-L4	2	0.65	3	0.25	0.15	0.35
3-80-101112-8-M5	3	1.2	3.8	0.35	0.25	0.55
3-80-101112-8-M5W	3	0.8	3.8	0.5	0.25	0.7

CoroTurn® Prime-wisselplaat voor draaien

CP-A1104-L5	1	0.25	3	0.4	0.2	0.5
CP-A1108-L5	1	0.25	3	0.4	0.2	0.5
CP-A1108-L5W	1	0.25	3	0.4	0.2	0.5
CP-B1108-M5	2	0.5	4	0.59	0.31	1.21
CP-B1108-M5W	2	0.5	4	0.59	0.31	1.21

CoroTurn® TR wisselplaat voor draaien

TR-DC1304-F	1	0.15	3	0.2	0.08	0.3
TR-DC1304S01020F	0.2	0.07	0.6	0.2	0.05	0.3
TR-DC1308-F	1	0.15	3	0.24	0.1	0.4
TR-DC1308-M	2	0.5	5	0.25	0.1	0.4
TR-DC1308S01020F	0.2	0.07	0.6	0.2	0.05	0.3
TR-DC1312-M	2	0.5	5	0.3	0.15	0.5
TR-VB1302-F	0.3	0.05	1	0.07	0.03	0.13
TR-VB1304-F	0.8	0.1	2	0.15	0.06	0.35
TR-VB1304S01020F	0.1	0.07	0.2	0.1	0.05	0.2
TR-VB1308-F	0.8	0.1	2	0.2	0.09	0.4
TR-VB1308S01020F	0.1	0.07	0.2	0.1	0.05	0.2
TR-VB1312-F	0.8	0.1	2	0.2	0.09	0.4

Soorten voor algemeen draaien

P **Staal, gietstaal, martensitisch roestvast staal, langspanend smeedijzer**

Hoofdsoorten

GC4305 (HC) - P05 (P01-P15)
een CVD-gecoate hardmetaalsoort aanbevolen voor stabiele condities en grote verspaningsvolumes in gemiddelde tot zware toepassingen in staal. Bestand tegen hoge temperaturen.

GC4315 (HC) - P15 (P01-P30)
Een CVD-gecoate hardmetaalsoort voor nabewerken tot voorbewerken in toepassingen met contenue snede tot licht intermitterend van staal en gietstaal.

GC4325 (HC) - P25 (P10-P40)
Een CVD-gecoate hardmetaalsoort voor voorbewerken van staal en gietstaal. Deze hardmetaalsoort is geschikt voor zowel continue als onderbroken sneden bij hoge verspaningsvolumes. Een hardmetaalsoort voor een breed toepassingsgebied.

GC4335 (HC) - P35 (P25-P45)
Een CVD-gecoate hardmetaalsoort voor draaien van staal met zekere en betrouwbare resultaten in taaie en veeleisende bewerkingen. Bij uitstek geschikt voor moeilijke oppervlakken, trillingsproblemen, zware onderbrekingen en instabiele condities.

Aanvullende soorten

GC1525 (HC) – P15 (P05-P25)
Een PVD-gecoate cermet voor nabewerken en semi-nabewerken van koolstofarm en laaggelegeerde staalsoorten. Te gebruiken als een goede oppervlaktewaarde is vereist bij gemiddelde tot hoge snijsnelheden. f_n x a_p < 0,35 mm^2.

CT5015 (HT) – P10 (P01-P20)
Een ongecoate cermet voor nabewerken als een hoge oppervlaktewaarde is vereist . f_n x a_p < 0,35 mm^2

De lettercodes geven het soort snijmateriaal aan:

Hardmetalen:

HW Ongecoat hardmetaal bevat voornamelijk wolfram carbide (WC)

HT Ongecoat cermet bevat voornamelijk titanium carbide (TIC) of titanium nitride (TIN) of beide.

HC Hardmetaal als boven, maar gecoat

Keramiek:

CA Oxyde keramiek bevat voornamelijk aliminium oxyde (Al_2O_3).

CM Mixkeramiek bevat voornamelijk aluminium oxyde (Al2O3) maar bevat ook andere componenten dan oxydes.

CN Nitride keramiek bevat voornamelijk silicium nitride (Si_3N_4).

CC Keramiek als boven, maar gecoat

Diamant:

DP Polykristallijn diamant[1)]

Cubic boron nitride:

BN Polykristallijn boriumnitride[1)]

[1)] Polykristallijn diamant en polykristallijn boronnitride worden ook superharde snijmaterialen genoemd.

SANDVIK Coromant

Soorten voor algemeen draaien

M **Austenitisch roestvast staal, gietstaal, mangaanstaal, gietijzerlegering, smeedijzer, automatenstaal.**

Hoofdsoorten

GC2015 (HC) – M15 (M05-M25)
Een CVD-gecoate hardmetaalsoort voor nabewerken en licht voorbewerken. Een keuze voor continue sneden bij matige tot hoge snijsnelheden.

GC2025 (HC) – M25 (M15-M35)
Een CVD-gecoate hardmetaalsoort voor semi-nabewerken tot voorbewerken. De hardmetaalsoort presteert goed in onderbroken sneden.

GC2220 (HC) - M20 (M15-M30)
Een hardmetaalsoort die is geoptimaliseerd voor roestvast staal. Voor uitwendig en inwendig draaien in ruwe tot gemiddelde bewerkingen, nat en droog. Voor stabiele snijcondities met continue en lichte onderbrekingen in hoge tot gemiddelde snijsnelheden.

GC2035 (HC) – M35 (M25-M40)
Een PVD-gecoat hardmetaal. Te gebruiken voor semi-nabewerken tot voorbewerken op lage tot gemiddelde snijsnelheden.

Aanvullende soorten

GC1115 (HC) – M15 (M05-M25)
Een PVD-gecoate hardmetaalsoort. Aanbevolen om te gebruiken bij lage voedingssnelheid of gemiddelde snijsnelheid.

GC1125 (HC) - M25 (M10-M30)
Een PVD-gecoate hardmetaalsoort voor taaiheid vereisende bewerkingen.

De lettercodes geven het soort snijmateriaal aan:

Hardmetalen:

HW	Ongecoat hardmetaal bevat voornamelijk wolfram carbide (WC)
HT	Ongecoat cermet bevat voornamelijk titanium carbide (TIC) of titanium nitride (TIN) of beide.
HC	Hardmetaal als boven, maar gecoat

Keramiek:

CA	Oxyde keramiek bevat voornamelijk aliminium oxyde (Al_2O_3).
CM	Mixkeramiek bevat voornamelijk aluminium oxyde (Al2O3) maar bevat ook andere componenten dan oxydes.
CN	Nitride keramiek bevat voornamelijk silicium nitride (Si_3N_4).
CC	Keramiek als boven, maar gecoat

Diamant:

DP	Polykristallijn diamant[1)]

Cubic boron nitride:

BN	Polykristallijn boriumnitride[1)]

[1)] Polykristallijn diamant en polykristallijn boronnitride worden ook superharde snijmaterialen genoemd.

Soorten voor algemeen draaien

K **Gietijzer, coquille gietijzer, kortspanig smeedbaar ijzer.**

Hoofdsoorten

GC3210 (HC) – K10 (K01-K20)
Een CVD-gecoate gecementeerde hardmetaalsoort. Te gebruiken in goede tot gemiddelde bewerkingsomstandigheden in alle gietijzeren materialen. Een hardmetaalsoort voor continue tot onderbroken sneden.

GC3225 (HC) – K25 (K15-K35)
Een CVD-gecoate gecementeerde hardmetaalsoort. Te gebruiken in gemiddelde tot moeilijke bewerkingsomstandigheden in alle gietijzeren materialen. Een hardmetaalsoort voor lichte tot zware onderbroken sneden.

CC6190 (CN) – K10 (K05 – K15)
Puur siliciumnitride gebaseerd keramiek. Te gebruiken voor voorbewerken met hoge snelheid tot nabewerken van gietijzer onder goede condities. Bestand tegen enige mate van onderbrekingen.

Aanvullende soorten

H13A (HW) – K20 (K10-K30)
Ongecoate hardmetaalsoort. Voor gemiddelde tot lage snelheden en hoge voedingen in gietijzer.

CB7525 (BN) - K05 (K01-K10)
Een kubisch boronnitride soort. Voor het nabewerken met hoge snelheid van grijs gietijzer met continue alsmede onderbroken condities.

CC650 (CM) – K01 (K01-K05)
Mengkeramiek op Al_2O_3 basis. Aanbevolen voor het nadraaien van gietijzer en gehard gietijzer met hoge snelheden onder stabiele omstandigheden.

CB7925 (BN) - K05 (K01-K10)
Een kubisch boronnitride soort. Zowel geschikt voor het bewerken van grijs gietijzer en harde gietijzer producten onder continue alsmede onderbroken omstandigheden.

De lettercodes geven het soort snijmateriaal aan:

Hardmetalen:

HW Ongecoat hardmetaal bevat voornamelijk wolfram carbide (WC)

HT Ongecoat cermet bevat voornamelijk titanium carbide (TIC) of titanium nitride (TIN) of beide.

HC Hardmetaal als boven, maar gecoat

Keramiek:

CA Oxyde keramiek bevat voornamelijk aliminium oxyde (Al_2O_3).

CM Mixkeramiek bevat voornamelijk aluminium oxyde (Al2O3) maar bevat ook andere componenten dan oxydes.

CN Nitride keramiek bevat voornamelijk silicium nitride (Si_3N_4).

CC Keramiek als boven, maar gecoat

Diamant:

DP Polykristallijn diamant[1)]

Cubic boron nitride:

BN Polykristallijn boriumnitride[1)]

[1)] Polykristallijn diamant en polykristallijn boronnitride worden ook superharde snijmaterialen genoemd.

Soorten voor algemeen draaien

N Non-ferro metalen

Hoofdsoorten



H10 (HW) – N15 (N01-N25)
Ongecoate hardmetaalsoort. Voor voorbewerken tot nabewerken van aluminiumlegeringen.



CD05 – N01 (N01-N10)
Een polykristallijne diamantsoort voor nabewerken en semi-nabewerken van non-ferro en niet-metalen materialen, matrixcomposieten (MMC), glasvezel, vezelplaat en gelamineerd hout.



CD10 (DP) – N05 (N01-N10)
Een polykristallijne diamantsoort voor nabewerken en semi-nabewerken van non-ferro en niet-metalen materialen.

Aanvullende soorten



H13A (HW) - N15 (N05-N25)
Ongecoate hardmetaalsoort voor gemiddeld tot voordraaien van aluminium legeringen.

De lettercodes geven het soort snijmateriaal aan:

Hardmetalen:

HW	Ongecoat hardmetaal bevat voornamelijk wolfram carbide (WC)
HT	Ongecoat cermet bevat voornamelijk titanium carbide (TIC) of titanium nitride (TIN) of beide.
HC	Hardmetaal als boven, maar gecoat

Keramiek:

CA	Oxyde keramiek bevat voornamelijk aliminium oxyde (Al_2O_3).
CM	Mixkeramiek bevat voornamelijk aluminium oxyde (Al2O3) maar bevat ook andere componenten dan oxydes.
CN	Nitride keramiek bevat voornamelijk silicium nitride (Si_3N_4).
CC	Keramiek als boven, maar gecoat

Diamant:

DP	Polykristallijn diamant[1)]

Cubic boron nitride:

BN	Polykristallijn boriumnitride[1)]

[1)] Polykristallijn diamant en polykristallijn boronnitride worden ook superharde snijmaterialen genoemd.

Soorten voor algemeen draaien

S Hittebestendige en superlegeringen

Hoofdsoorten

CC6160 (CA) - S10 (S05-S20)
Een SiAlON-gebaseerde keramische soort. Ideaal voor uitkameren en profieldraaien van moeilijk te bewerken componenten van hittebestendige superlegeringen. Biedt zekere en stabiele bewerking voor grote verspaningsvolumes. Voert meerdere bewerkingen uit, van voorbewerken tot semi-nabewerken.

CC6060 (CA) - S10 (S05-S20
Een SiAlON-gebaseerd keramiek voor bewerkingen in voorbewerkte materialen onder stabiele condities.

CC670 (CA) - S15 (S05-S25)
Een whisker versterkt SiAlON-gebaseerd keramiek. Primair te gebruiken onder ongunstige condities.

CC6065 (CA) - S15 (S10-S20)
Een SiAlON-gebaseerd keramiek. Zeer geschikt voor eerstefasebewerking in semi-onderbroken toepassingen, evenals voor het bewerken van de gesmede toplaag en overige bewerkingen waarbij taaiheid vereist is..

GC1105 (HC) - S15 (S05-S20)
Een PVD-gecoate hardmetaalsoort. Geschikt voor nabewerken tot gemiddelde bewerkingen.

S05F (HC) - S05 (S05-S15)
Een CVD-gecoate hardmetaalsoort. Voor nabewerken bij hoge snelheid, of lange tijd in snede op lagere snelheden. Voor toepassingen waar risico op kerfslijtage geen overheersende factor is.

GC1115 (HC) - S20 (S15-S25)
Een PVD-gecoate hardmetaalsoort. De hardmetaalsoort biedt een uitstekende prestatie in combinatie met scherpe-snijkantgeometrieën. Geschikt voor gemiddeld tot voordraaien in langspanige materialen.

Aanvullende soorten

CC650 (CM) – S05 (S01-S10)
gemengd Al_2O_3-gebaseerd keramiek. Te gebruiken in semi-nabewerkingen of hogetemperatuur legeringen.

GC1125 (HC) – S25 (S20-S30)
Een PVD-gecoate hardmetaalsoort die wordt gebruikt op lage snelheden of bij lichte onderbroken sneden.

H13A (HW) – S15 (S10-S30)
Ongecoate hardmetaalsoort voor matige tot lage snelheden.

S Titaniumlegeringen

Hoofdsoorten

H13A (HW) – S15 (S10-S30)
Ongecoate hardmetaalsoort voor matige tot lage snelheden.

Aanvullende soorten

GC1115 (HC) - S20 (S15-S25)
Een PVD-gecoate hardmetaalsoort. De hardmetaalsoort biedt een uitstekende prestatie in combinatie met scherpe-snijkantgeometrieën. Geschikt voor gemiddeld tot voordraaien in langspanige materialen.

De lettercodes geven het soort snijmateriaal aan:

Hardmetalen:

HW	Ongecoat hardmetaal bevat voornamelijk wolfram carbide (WC)
HT	Ongecoat cermet bevat voornamelijk titanium carbide (TIC) of titanium nitride (TIN) of beide.
HC	Hardmetaal als boven, maar gecoat

Keramiek:

CA	Oxyde keramiek bevat voornamelijk aliminium oxyde (Al_2O_3).
CM	Mixkeramiek bevat voornamelijk aluminium oxyde (Al2O3) maar bevat ook andere componenten dan oxydes.
CN	Nitride keramiek bevat voornamelijk silicium nitride (Si_3N_4).
CC	Keramiek als boven, maar gecoat

Diamant:

DP	Polykristallijn diamant[1)]

Cubic boron nitride:

BN	Polykristallijn boriumnitride[1)]

[1)] Polykristallijn diamant en polykristallijn boronnitride worden ook superharde snijmaterialen genoemd.

Soorten voor algemeen draaien

H Geharde materialen

Hoofdsoorten



CB7105 (BN) - H05 (H01-H10)
Voor continue snede, kleinere snedediepte en kleinere spaandoorsnede bij hoge snelheid.



CB7015 (BN) - H10 (H05 - H15)
Een kubisch boronnitride soort. Te gebruiken in continue en licht onderbroken sneden bij hoge snelheden in oppervlaktegeharde staalsoorten.



CB7115 (BN) - H15 (H10-H20)
Voor continue snede tot licht onderbroken snede of grote spaanvorming bij gemiddelde tot hoge snelheid .



CB7025 (BN) - H15 (H10-H20)
Een kubisch boronnitride composiet voor gehard ferromateriaal. Geschikt voor sneden met aanzienlijke onderbrekingen bij gemiddelde snelheden in oppervlaktegeharde staalsoorten, lagerstaal.



CB7125 - H25
Gemiddeld CBN gehalte en nieuwe PVD-coating met goede breukbestendigheid en verbeterde standtijd.



CB7135 - H35
Hoog CBN gehalte voor de beste breukbestendigheid en voorspelbare zware onderbroken snede.

Aanvullende soorten



CB7525 (BN) - H25 (H20 - H30)
Een kubisch boronnitride soort. Door de hoge snijkanttaaiheid is het een goede aanvullende soort bij onderbroken sneden in gehard staal.



CC6050 (CA) - H05 (H01-H10)
Een gemengd Al_2O_3-gebaseerd keramiek. Te gebruiken voor licht continue nabewerking.

De lettercodes geven het soort snijmateriaal aan:

Hardmetalen:

HW	Ongecoat hardmetaal bevat voornamelijk wolfram carbide (WC)
HT	Ongecoat cermet bevat voornamelijk titanium carbide (TIC) of titanium nitride (TIN) of beide.
HC	Hardmetaal als boven, maar gecoat

Keramiek:

CA	Oxyde keramiek bevat voornamelijk aliminium oxyde (Al_2O_3).
CM	Mixkeramiek bevat voornamelijk aluminium oxyde (Al2O3) maar bevat ook andere componenten dan oxydes.
CN	Nitride keramiek bevat voornamelijk silicium nitride (Si_3N_4).
CC	Keramiek als boven, maar gecoat

Diamant:

DP	Polykristallijn diamant[1)]

Cubic boron nitride:

BN	Polykristallijn boriumnitride[1)]

[1)] Polykristallijn diamant en polykristallijn boronnitride worden ook superharde snijmaterialen genoemd.



Afsteken en groefsteken

CoroCut® 1-2 B3

Overzicht B4
Wisselplaten B5-B24
Uitwendige gereedschappen B25-B45

Inwendige gereedschappen B46-B49

CoroCut® QD B50

Overzicht B51
Wisselplaten B52-B56
Uitwendige gereedschappen B57-B68

CoroCut® QF B69

Wisselplaten B70-B72
Uitwendige gereedschappen B73-B84
Inwendige gereedschappen B85-B86

CoroCut® 3 B87

Overzicht B88
Wisselplaten B89-B92
Uitwendige gereedschappen B93-B95

CoroCut® XS B96

Wisselplaten B97-B98
Uitwendige gereedschappen B99-B100

T-Max® Q-Cut B101

Wisselplaten B102-B103
Uitwendige gereedschappen B104-B106

Inwendige gereedschappen B107-B111

CoroThread® 266 B112

Wisselplaten B113
Inwendige gereedschappen B114

CoroTurn® XS B115

Snijgereedschappen B116-B121
Adapters F2

CoroCut® MB B122

Snijgereedschappen B123-B128
Adapters F2

		Uitwendig groefsteken		Inwendig groefsteken		Kopsteken	
		CW	CDX	DMIN	CDX	DAXIN	CDX
CoroCut® 1-2	2-snijkanten groefsteken, kopsteken en profieldraaien	1.5-15 mm	7-120 mm	25-60 mm	5-13 mm	Ø34 mm	12-28 mm
CoroCut® QD	Voor afsteken en diep groefsteken	1-8 mm	10-80 mm				
CoroCut® QF	Voor kopsteken					Ø30-60 mm	20-50 mm
CoroCut® 3	Smal 3-snijkanten uitwendig groefsteken	0.5-3.18 mm	<6,4 mm				
CoroCut® XS	Uitwendig groefsteken en kopsteken van kleine diameters	0.5-2.5 mm	<8,5 mm				
CoroTurn® XS	Inwendig groefsteken en kopsteken van kleine diameters			4.2-8 mm	0.8-2.5 mm	Ø1-8 mm	2-30 mm
CoroCut® MB	Voor inwendig groefsteken en kopsteken met hoge precisie			10-20 mm	2-8 mm	Ø6-12 mm	1,5-10 mm
T-Max® Q-Cut	Inwendig groefsteken en kopsteken			12-50 mm	2-8 mm	Ø16 mm	9-20 mm
CoroThread® 266	Voor veeleisend uitwendig en inwendig groefsteken	1.10-4.15 mm	1.3-2.6 mm	20-25 mm	1,3-2,2 mm		

SANDVIK Coromant

CoroCut® 1-2

Afsteken, profieldraaien en groefsteekbewerkingen

Toepassing

- Afsteken
- Uitwendig groefsteken
- Inwendig groefsteken
- Kopsteken
- Profieldraaien



ISO toepassingsgebied:

P M K N S H

Voordelen en kenmerken

- Sterke materiaallegering van het gereedschap voor hoge weerstand tegen vermoeidheid
- Dankzij plug-and-play-adapters is het koelmiddel gemakkelijk aan te sluiten
- Gemakkelijk te vervangen wisselplaten: geen momentsleutel vereist – altijd de juiste opspanning met spansleutel

Opmerking: Bij afsteken en groefsteken is CoroCut® 1-2 de beste keuze tot dieptes waar de wisselplaten met 2 snijkanten kunnen worden gebruikt.

www.sandvik.coromant.com/corocut1-2

Wisselplaten

- Geometrieën en hardmetaalsoorten voor alle toepassingen en voedingen
- Wisselplaatsoorten in geavanceerde snijmaterialen PCD en CBN
- Wiper-wisselplaten voor een uitstekende oppervlakte-afwerking

Klemhouders

- Coromant Capto® klemhouder-units
- Schachtgereedschappen
- QS™-schachten
- Afsteekbladen
- Kotterbaren
- CoroTurn® SL-koppen

Robuuste veerklemming

Het systeem combineert een robuust veerklemmechanisme met een wisselplaatzitting met rail en lange wisselplaten voor een uitzonderlijke stabiliteit.

Boven- en onderkoeling

Gereedschappen met inwendige boven- en onderkoeling verkrijgbaar voor de beste spaanbeheersing en standtijd.

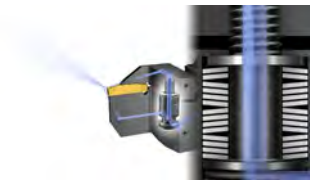

B4 B4 B4 H35

Wisselplaten

	Afsteken				Insteken				
									
	123-CF	**123-CM**	**123-CR**	**123-CS**	**123-GF**	**123-GM**	**123-GM**	**123-GR**	**123-GS**
Wisselplaatbreedte, mm	2.50-4.00	1.50-5.00	2.50-6-00	1.50-3.00	1.50-8.00	2.00-11.00	12.00-15.00	15.00	2.00-4.00
Pagina	B5	B6	B7	B8	B9	B11	B12	B12	B14

	Insteken Geharde materialen	Profieldraaien						
								
	123-S	**123-RO**	**123-RM**	**123-AM**	**123-RS**	**123-RE**	**123-RO**	**123-RS**
Wisselplaatbreedte, mm	3.00-8.00	2.00-8.00	3.00-8.00	6.00-8.00	3.00-8.00	2.00-8.00	2.00-4.00	2.00-4.00
Pagina	B13	B18	B19	B22	B24	B23	B20	B20

	Profieldraaien Geharde materialen		Draaien		
					
	123-S	**123-RE**	**123-TF**	**123-TM**	**123-XB**
Wisselplaatbreedte, mm	3.00-8.00	2.00-8.00	3.00-8.00	3.00-8.00	3.00-5.00
Pagina	B24	B23	B15	B16	B17

Klemhouders

					
Opspangereedschappen	**Afsteken en groefsteken**	**Afsteken**	**Insteken**	**Kopsteken**	**Profieldraaien**
Coromant Capto®	B25-B27			B38	
Blad		B33-B34			
Schacht	B28-B31		B35	B39	B43
QS Schacht	B32			B40	
SL uitwendige snijkop			B36-B37	B41-B42	B44-B45
SL inwendige snijkop			B46		
Kotterbaar inwendig			B47-B48		B49

CoroCut® 1-2 wisselplaat voor afsteken



L123x2-CF

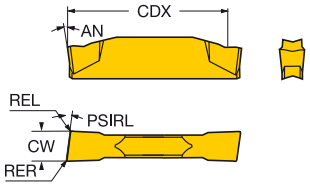

N123x2-CF

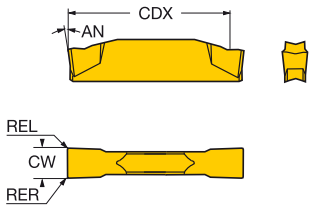

R123x2-CF

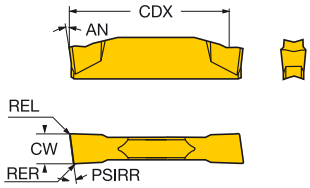

CoroCut® met 2 snijkanten

		SSC	CW	REL	RER	CDX	PSIRL	PSIRR	Bestelcode	P 1105	P 1125	P 1145	P 2135	P 525	M 1105	M 1125	M 1145	M 2135	K 1125	K 2135	K 4325	N 1105	N 1125	N 2135	S 1105	S 1125	S 1145	S 2135	H 2135	Afmetingen, mm AN
Nabewerken	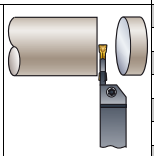	F	2.50	0.15	0.15	18.4	5°		L123F2-0250-0501-CF		★					★			★				★			★				7°
		G	3.00	0.15	0.15	18.3	5°		L123G2-0300-0501-CF		★	☆	☆			☆	☆	★	★	☆			★	☆		☆	★	☆	★	7°
		H	4.00	0.15	0.15	23.2	5°		L123H2-0400-0501-CF		★					★			★				★			★				7°
		F	2.50	0.10	0.10	18.4			N123F2-0250-0001-CF		★	☆	☆			☆	☆	★	☆	☆	★		★	☆		☆	★	☆	★	7°
		G	3.00	0.10	0.10	18.4			N123G2-0300-0001-CF	☆	★	☆	☆	☆	☆	☆	☆	★	☆	☆	★	☆	★	☆	☆	☆	★	☆	★	7°
		H	4.00	0.15	0.15	23.3			N123H2-0400-0001-CF	☆	★	☆	☆		☆	☆	☆	★	☆	☆	★	☆	★	☆	☆	☆	★	☆	★	7°
		F	2.50	0.15	0.15	18.4		5°	R123F2-0250-0501-CF		★	☆	☆			☆	☆	★	★	☆			★	☆		☆	★	☆	★	7°
		G	3.00	0.15	0.15	18.3		5°	R123G2-0300-0501-CF		★	☆	☆			☆	☆	★	★	☆			★	☆		☆	★	☆	★	7°
		H	4.00	0.15	0.15	23.2		5°	R123H2-0400-0501-CF		★	☆	☆			☆	☆	★	★	☆			★	☆		☆	★	☆	★	7°

SSC = Moet corresponderen met SSC op houder.

N = Neutraal, R = Rechts, L = Links

Toleranties:				
	CWTOLL	CWTOLU	RETOLL	RETOLU
L123x2-CF	0.000	0.100	-0.10	0.10
N123x2-CF	0.000	0.100	-0.10	0.10
R123x2-CF	0.000	0.100	-0.10	0.10

B4 B130 B149 B138 H36 H35 H17 H4

CoroCut® 1-2 wisselplaat voor afsteken



L123x2-CM

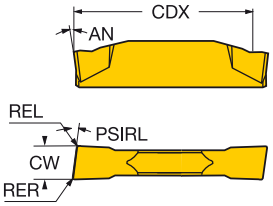

N123x2-CM

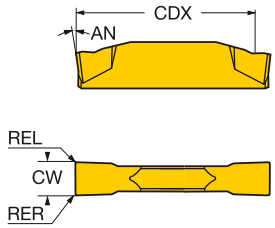

R123x2-CM

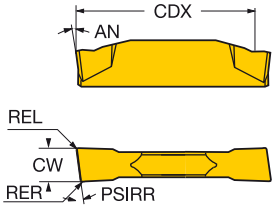

CoroCut® met 2 snijkanten

		SSC	CW	REL	RER	CDX	PSIRL	PSIRR	Bestelcode	P 1105	P 1125	P 1145	P 2135	P 3115	P 525	M 1105	M 1125	M 1145	M 2135	K 1125	K 2135	K 3115	K 4325	N 1105	N 1125	N 2135	S 1105	S 1125	S 1145	S 2135	H 2135	Afmetingen, mm AN
Middelmatig	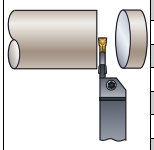	E	2.00	0.20	0.20	19.0	5°		L123E2-0200-0502-CM		☆	☆	★				☆	☆	★	★	☆				★	☆		☆	★	☆	★	7°
		F	2.50	0.20	0.20	18.9	5°		L123F2-0250-0502-CM		☆	☆	★				☆	☆	★	★	☆				★	☆		☆	★	☆	★	7°
		G	3.00	0.20	0.20	18.8	5°		L123G2-0300-0502-CM		☆	☆	★	☆			☆	☆	★	☆	☆	☆	★		★	☆		☆	★	☆	★	7°
		H	4.00	0.20	0.20	24.1	5°		L123H2-0400-0502-CM		☆	☆	★				☆	☆	★	★	☆				★	☆		☆	★	☆	★	7°
		J	5.00	0.20	0.20	24.1	5°		L123J2-0500-0502-CM		☆		★				☆		★	★	☆				★	☆		★		☆	★	7°
		E	2.00	0.20	0.20	19.0		5°	R123E2-0200-0502-CM		☆	☆	★				☆	☆	★	★	☆				★	☆		☆	★	☆	★	7°
		F	2.50	0.20	0.20	18.9		5°	R123F2-0250-0502-CM		☆	☆	★				☆	☆	★	★	☆				★	☆		☆	★	☆	★	7°
		G	3.00	0.20	0.20	18.8		5°	R123G2-0300-0502-CM		☆	☆	★	☆			☆	☆	★	☆	☆	☆	★		★	☆		☆	★	☆	★	7°
		H	4.00	0.20	0.20	24.1		5°	R123H2-0400-0502-CM		☆	☆	★				☆	☆	★	★	☆				★	☆		☆	★	☆	★	7°
		J	5.00	0.20	0.20	24.1		5°	R123J2-0500-0502-CM		☆		★				☆		★	★	☆				★	☆		★		☆	★	7°
	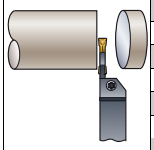	D	1.50	0.20	0.20	12.9			N123D2-0150-0002-CM	☆	☆	☆	★			☆	☆	☆	★	★	☆			☆	★	☆	☆	☆	★	☆	★	7°
		E	2.00	0.20	0.20	19.0			N123E2-0200-0002-CM	☆	☆		★	☆	☆	☆	☆		★	☆	☆	☆	★	☆	★	☆	☆	★		★	7°
		F	2.50	0.20	0.20	18.9			N123F2-0250-0002-CM	☆	☆		★	☆		☆	☆		★	☆	☆	☆	★	☆	★	☆	☆	★		★	7°
		G	3.00	0.20	0.20	18.9			N123G2-0300-0002-CM	☆	☆		★	☆	☆	☆	☆		★	☆	☆	☆	★	☆	★	☆	☆	★		★	7°
		H	4.00	0.20	0.20	24.1			N123H2-0400-0002-CM	☆	☆		★	☆	☆	☆	☆		★	☆	☆	☆	★	☆	★	☆	☆	★		★	7°
		J	5.00	0.20	0.20	24.1			N123J2-0500-0002-CM		☆		★				☆		★	★	☆				★	☆		★		☆	★	7°

SSC = Moet corresponderen met SSC op houder.

N = Neutraal, R = Rechts, L = Links

Toleranties:				
	CWTOLL	CWTOLU	RETOLL	RETOLU
L123x2-CM	0.000	0.100	-0.10	0.10
N123x2-CM	0.000	0.100	-0.10	0.10
R123x2-CM	0.000	0.100	-0.10	0.10

B4 B130 B149 B138 H36 H35 H17

CoroCut® 1-2 wisselplaat voor afsteken



L123x2-CR

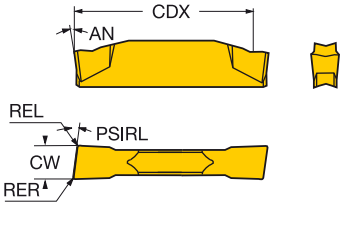

N123x2-CR

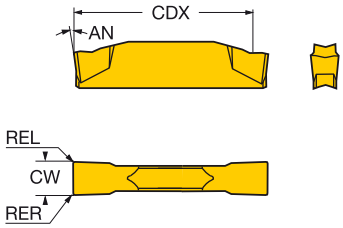

R123x2-CR

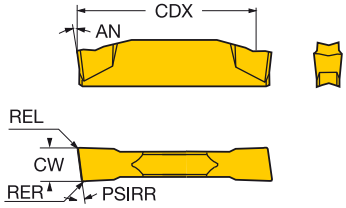

CoroCut® met 2 snijkanten

		SSC	CW	REL	RER	CDX	PSIRL	PSIRR	Bestelcode	P 1105	P 1125	P 1145	P 2135	P 3115	P 525	M 1105	M 1125	M 1145	M 2135	K 1125	K 2135	K 3115	K 4325	N 1105	N 1125	N 2135	S 1105	S 1125	S 1145	S 2135	H 2135	Afmetingen, mm AN
Voorbewerken	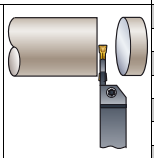	F	2.50	0.30	0.30	18.9	5°		L123F2-0250-0503-CR		★						★			★					★			★			★	7°
		G	3.00	0.30	0.30	18.8	5°		L123G2-0300-0503-CR		★		☆				☆		★	☆	★				★	☆		★		☆	★	7°
		H	4.00	0.30	0.30	23.7	5°		L123H2-0400-0503-CR		★		☆				☆		★	☆	★				★	☆		★		☆	★	7°
		J	5.00	0.40	0.40	23.6	5°		L123J2-0500-0504-CR		★						★			★					★			★				7°
		F	2.50	0.30	0.30	18.9			N123F2-0250-0003-CR		★	☆	☆	☆			☆	☆	★	☆	☆	☆	★		★	☆		☆	★	☆	★	7°
		G	3.00	0.30	0.30	18.8			N123G2-0300-0003-CR	☆	★	☆	☆	☆	☆	☆	☆	☆	★	☆	☆	☆	★	☆	★	☆	☆	☆	★	☆	★	7°
		H	4.00	0.30	0.30	23.7			N123H2-0400-0003-CR	☆	★	☆	☆	☆		☆	☆	☆	★	☆	☆	☆	★	☆	★	☆	☆	★	☆	★	7°
		J	5.00	0.40	0.40	23.7			N123J2-0500-0004-CR		★	☆	☆	☆			☆	☆	★	☆	☆	☆	★		★	☆		☆	★	☆	★	7°
		K	6.00	0.40	0.40	23.5			N123K2-0600-0004-CR		★	☆	☆	☆			☆	☆	★	☆	☆	☆	★		★	☆		☆	★	☆	★	7°
		F	2.50	0.30	0.30	18.9		5°	R123F2-0250-0503-CR		★		☆				☆		★	☆	★				★	☆		★		☆	★	7°
		G	3.00	0.30	0.30	18.8		5°	R123G2-0300-0503-CR		★	☆	☆				☆	☆	★	☆	★				★	☆		☆	★	☆	★	7°
		H	4.00	0.30	0.30	23.7		5°	R123H2-0400-0503-CR		★	☆	☆				☆	☆	★	☆	★				★	☆		☆	★	☆	★	7°
		J	5.00	0.40	0.40	23.6		5°	R123J2-0500-0504-CR		★		☆				☆		★	☆	★				★	☆		★		☆	★	7°

SSC = Moet corresponderen met SSC op houder.

N = Neutraal, R = Rechts, L = Links

Toleranties:				
	CWTOLL	CWTOLU	RETOLL	RETOLU
L123x2-CR	0.000	0.100	-0.10	0.10
N123x2-CR	0.000	0.100	-0.10	0.10
R123x2-CR	0.000	0.100	-0.10	0.10

B4 B130 B149 B138 H36 H35 H17

CoroCut® 1-2 wisselplaat voor afsteken



L123x2-CS

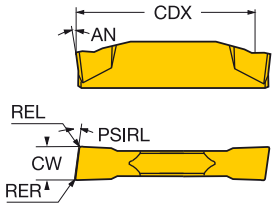

R123x2-CS

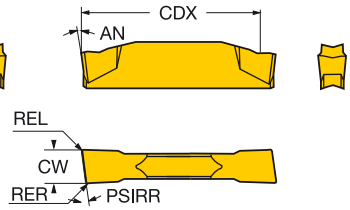

CoroCut® met 2 snijkanten

		SSC	CW	REL	RER	CDX	PSIRL	PSIRR	Bestelcode	P 1125	M 1125	K 1125	N 1125	S 1125	Afmetingen, mm AN
Nabewerken	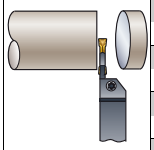	D	1.50	0.10	0.10	13.4	10°		L123D2-0150-1001-CS	★	★	★	★	★	5°
			1.50	0.10	0.10	13.4	15°		L123D2-0150-1501-CS	★	★	★	★	★	5°
		E	2.00	0.10	0.10	19.4	10°		L123E2-0200-1001-CS	★	★	★	★	★	5°
			2.00	0.10	0.10	19.4	15°		L123E2-0200-1501-CS	★	★	★	★	★	5°
		F	2.50	0.10	0.10	19.4	10°		L123F2-0250-1001-CS	★	★	★	★	★	5°
			2.50	0.10	0.10	19.4	15°		L123F2-0250-1501-CS	★	★	★	★	★	5°
		G	3.00	0.10	0.10	19.4	10°		L123G2-0300-1001-CS	★	★	★	★	★	5°
			3.00	0.10	0.10	19.4	15°		L123G2-0300-1501-CS	★	★	★	★	★	5°
		D	1.50	0.10	0.10	13.4		10°	R123D2-0150-1001-CS	★	★	★	★	★	5°
			1.50	0.10	0.10	13.4		15°	R123D2-0150-1501-CS	★	★	★	★	★	5°
		E	2.00	0.10	0.10	19.4		10°	R123E2-0200-1001-CS	★	★	★	★	★	5°
			2.00	0.10	0.10	19.4		15°	R123E2-0200-1501-CS	★	★	★	★	★	5°
		F	2.50	0.10	0.10	19.4		10°	R123F2-0250-1001-CS	★	★	★	★	★	5°
			2.50	0.10	0.10	19.4		15°	R123F2-0250-1501-CS	★	★	★	★	★	5°
		G	3.00	0.10	0.10	19.4		10°	R123G2-0300-1001-CS	★	★	★	★	★	5°
			3.00	0.10	0.10	19.4		15°	R123G2-0300-1501-CS	★	★	★	★	★	5°

SSC = Moet corresponderen met SSC op houder.

R = Rechts, L = Links

Toleranties:				
	CWTOLL	CWTOLU	RETOLL	RETOLU
L123x2-CS	-0.020	0.020	-0.05	0.05
R123x2-CS	-0.020	0.020	-0.05	0.05

B4 B130 B149 B138 H36 H35 H17

CoroCut® 1-2 wisselplaat voor groefsteken



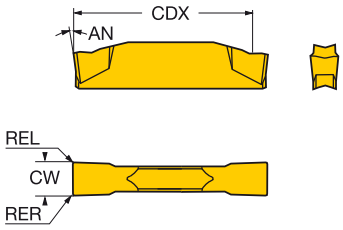

CoroCut® met 2 snijkanten

		SSC	CW	REL	RER	CDX	Bestelcode	P 1105	P 1125	P 2135	P 525	M 1105	M 1125	M 2135	M H13A	K 1125	K 2135	K H13A	N 1105	N 1125	N 2135	N H13A	S 1105	S 1125	S 2135	S H13A	H 2135	Afmetingen, mm AN
Nabewerken	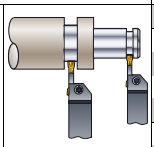	D	1.50	0.10	0.10	13.3	N123D2-0150-0001-GF	☆	★		☆	☆	★			★			★	☆			★	☆				5°
		E	1.98	0.20	0.20	19.2	N123E2-0198-0002-GF		★				★			★				★				★					7°
			2.00	0.20	0.20	19.2	N123E2-0200-0002-GF	☆	☆	★	☆	☆	☆	★	☆	★	☆	☆	☆	☆	☆	★	★	☆	☆	☆	★	7°
			2.00	0.40	0.40	19.2	N123E2-0200-0004-GF	☆	★			☆	★		☆	★		☆	☆	☆		★	★	☆		☆		7°
			2.24	0.20	0.20	19.2	N123E2-0224-0002-GF	☆	★			☆	★			★			★	☆			★	☆				7°
		F	2.39	0.20	0.20	19.2	N123F2-0239-0002-GF	☆	★			☆	★		☆	★		☆	☆	☆		★	★	☆		☆		7°
			2.39	0.40	0.40	19.2	N123F2-0239-0004-GF	☆	★			☆	★			★			★	☆			★	☆				7°
			2.46	0.30	0.30	19.1	N123F2-0246-0003-GF	☆	★		☆	☆	★		☆	★		☆	☆	☆		★	★	☆		☆		7°
			2.67	0.20	0.20	19.2	N123F2-0267-0002-GF		★				★			★				★				★				7°
			2.79	0.30	0.30	19.1	N123F2-0279-0003-GF	☆	★			☆	★			★			★	☆			★	☆				7°
		G	3.00	0.20	0.20	19.2	N123G2-0300-0002-GF	☆	☆	★	☆	☆	☆	★	☆	★	☆	☆	☆	☆	☆	★	★	☆	☆	☆	★	7°
			3.00	0.40	0.40	19.2	N123G2-0300-0004-GF	☆	★			☆	★		☆	★		☆	☆	☆		★	★	☆		☆		7°
			3.10	0.20	0.20	19.2	N123G2-0310-0002-GF		★				★			★				★				★				7°
			3.18	0.20	0.20	19.2	N123G2-0318-0002-GF	☆	★		☆	☆	★		☆	★		☆	☆	☆		★	★	☆		☆		7°
			3.18	0.40	0.40	19.2	N123G2-0318-0004-GF		★				★			★				★				★				7°
			3.18	0.80	0.80	19.2	N123G2-0318-0008-GF	☆	★			☆	★			★			☆	☆			★	☆				7°
			3.61	0.30	0.30	19.1	N123G2-0361-0003-GF	☆	★			☆	★		☆	★		☆	☆	☆		★	★	☆		☆		7°
		H	3.96	0.20	0.20	24.4	N123H2-0396-0002-GF	☆	★			☆	★			★			★	☆			★	☆				7°
			3.96	0.40	0.40	24.4	N123H2-0396-0004-GF		★				★			★				★				★				7°
			3.96	0.80	0.80	24.4	N123H2-0396-0008-GF	☆	★			☆	★			★			★	☆			★	☆				7°
			4.00	0.20	0.20	24.4	N123H2-0400-0002-GF	☆	☆	★		☆	☆	★	☆	★	☆	☆	☆	☆	☆	★	★	☆	☆	☆	★	7°
			4.00	0.40	0.40	24.4	N123H2-0400-0004-GF	☆	★			☆	★		☆	★		☆	☆	☆		★	★	☆		☆		7°
			4.52	0.20	0.20	24.4	N123H2-0452-0002-GF		★				★		☆	★		☆		☆		★		★		☆		7°
			4.70	0.50	0.50	24.1	N123H2-0470-0005-GF		★				★			★				★				★				7°
			4.75	0.40	0.40	24.1	N123H2-0475-0004-GF		★				★			★				★				★				7°
			4.75	0.80	0.80	24.1	N123H2-0475-0008-GF		★				★			★				★				★				7°
			4.80	0.50	0.50	24.1	N123H2-0480-0005-GF		★				★		☆	★		☆		☆		★		★		☆		7°
			5.00	0.20	0.20	24.4	N123H2-0500-0002-GF	☆	☆	★		☆	☆	★	☆	★	☆	☆	☆	☆	☆	★	★	☆	☆	☆	★	7°
			5.00	0.40	0.40	24.4	N123H2-0500-0004-GF	☆	★			☆	★			★			★	☆			★	☆				7°
		J	5.41	0.20	0.20	24.4	N123J2-0541-0002-GF		★				★			★				★				★				7°
			5.56	0.50	0.50	24.1	N123J2-0556-0005-GF	☆	★			☆	★			★			★	☆			★	☆				7°
		K	6.00	0.20	0.20	24.4	N123K2-0600-0002-GF	☆	☆	★		☆	☆	★	☆	★	☆	☆	☆	☆	☆	★	★	☆	☆	☆	★	7°
			6.35	0.40	0.40	24.1	N123K2-0635-0004-GF		★				★			★				★				★				7°
			6.35	0.50	0.50	24.1	N123K2-0635-0005-GF		★				★		☆	★		☆		★		★		★		☆		7°
			6.35	0.80	0.80	24.1	N123K2-0635-0008-GF		★				★			★				★				★				7°
			7.14	0.80	0.80	23.8	N123K2-0714-0008-GF		★				★			★				★				★				7°
		L	7.92	0.80	0.80	29.0	N123L2-0792-0008-GF		★				★			★				★				★				7°
			8.00	0.20	0.20	29.6	N123L2-0800-0002-GF		☆	★	☆		☆	★	☆	★	☆	☆		☆	☆	★		★	☆	☆	★	7°

SSC = Moet corresponderen met SSC op houder. N = neutraal

Toleranties:				
	CWTOLL	CWTOLU	RETOLL	RETOLU
N123x2-GF	-0.020	0.020	-0.05	0.05

B4 B4 B130 B149 B138 H36 H35 H17

CoroCut® 1-2 wisselplaat voor groefsteken

Voor segerring groeven



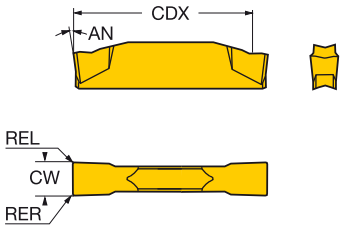

CoroCut® met 2 snijkanten

		SSC	CW	REL	RER	CDX	Bestelcode	P 1105	P 1125	M 1105	M 1125	M H13A	K 1125	K H13A	N 1105	N 1125	N H13A	S 1105	S 1125	S H13A	Afmetingen, mm GB	BN	AN
Nabewerken	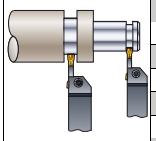	E	1.85	0.10	0.10	19.3	N123E2-0185-0001-GF	☆	★	☆	★	☆	★	☆	☆	☆	★	★	☆	☆	25°	0.1	7°
			2.15	0.10	0.10	19.3	N123E2-0215-0001-GF		★		★	☆	★	☆		☆	★		★	☆			7°
		F	2.65	0.20	0.20	19.2	N123F2-0265-0002-GF		★		★	☆	★	☆		☆	★		★	☆			7°
		G	3.15	0.20	0.20	19.2	N123G2-0315-0002-GF		★		★		★			★			★				7°
		H	4.15	0.20	0.20	24.4	N123H2-0415-0002-GF		★		★		★			★			★				7°
		J	5.15	0.20	0.20	24.4	N123J2-0515-0002-GF		★		★		★			★			★				7°

SSC = Moet corresponderen met SSC op houder. N = neutraal

Toleranties:				
	CWTOLL	CWTOLU	RETOLL	RETOLU
N123x2-GF (CIRCLIP)	0.090	0.130	-0.05	0.05

B4 B4 B130 B149 B138 H36 H35 H17

CoroCut® 1-2 wisselplaat voor groefsteken



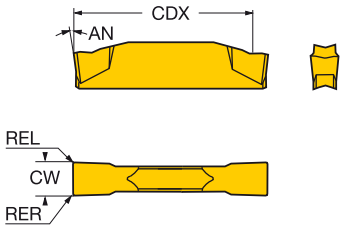

CoroCut® met 2 snijkanten

		SSC	CW	REL	RER	CDX	Bestelcode	P 1125	P 1145	P 2135	P 3115	M 1125	M 1145	M 2135	M H13A	K 1125	K 2135	K 3115	K 4325	K H13A	N 1125	N 2135	N H13A	S 1125	S 1145	S 2135	S H13A	Afmetingen, mm AN
Middelmatig	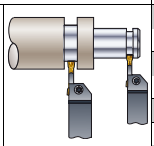	E	2.00	0.20	0.20	18.8	N123E2-0200-0002-GM	☆	☆	★	☆	☆	☆	★	☆	☆	☆	☆	★	☆	☆	☆	★	★	☆	☆	☆	7°
			2.39	0.20	0.20	18.4	N123E2-0239-0002-GM	☆		★	☆	☆		★	☆	☆	☆	☆	★	☆	☆	☆	★	★		☆	☆	7°
		G	3.00	0.30	0.30	18.2	N123G2-0300-0003-GM	☆	☆	★	☆	☆	☆	★	☆	☆	☆	☆	★	☆	☆	☆	★	★	☆	☆	☆	7°
			3.18	0.30	0.30	18.0	N123G2-0318-0003-GM	☆	☆	★	☆	☆	☆	★	☆	☆	☆	☆	★	☆	☆	☆	★	★	☆	☆	☆	7°
		H	4.00	0.30	0.30	23.0	N123H2-0400-0003-GM	☆	☆	★	☆	☆	☆	★	☆	☆	☆	☆	★	☆	☆	☆	★	★	☆	☆	☆	7°
		J	4.75	0.30	0.30	22.6	N123J2-0475-0003-GM	☆		★	☆	☆		★	☆	☆	☆	☆	★	☆	☆	☆	★	★		☆	☆	7°
			5.00	0.40	0.40	22.9	N123J2-0500-0004-GM	☆	☆	★	☆	☆	☆	★	☆	☆	☆	☆	★	☆	☆	☆	★	★	☆	☆	☆	7°
		K	6.00	0.40	0.40	22.7	N123K2-0600-0004-GM	☆	☆	★	☆	☆	☆	★	☆	☆	☆	☆	★	☆	☆	☆	★	★	☆	☆	☆	7°
			6.35	0.25	0.25	22.6	N123K2-0635-0003-GM	☆		★	☆	☆		★		☆	☆	☆	★		★	☆		★		☆		7°
		L	7.92	0.30	0.30	28.7	N123L2-0792-0003-GM	★				★				☆			★		★			★				7°
			8.00	0.50	0.50	28.4	N123L2-0800-0005-GM	☆		★	☆	☆		★	☆	☆	☆	☆	★	☆	☆	☆	★	★		☆	☆	7°
		M	9.05	0.80	0.80	28.0	N123M2-0900-0008-GM	★				★				☆			★		★			★				7°
			10.00	0.80	0.80	28.0	N123M2-1000-0008-GM	★				★				☆			★		★			★				7°

SSC = Moet corresponderen met SSC op houder. N = neutraal

Toleranties:				
Bestelnummer	CWTOLL	CWTOLU	RETOLL	RETOLU
N123E2-0200-0002-GM	0.000	0.100	-0.10	0.10
N123E2-0239-0002-GM	-0.050	0.050	-0.10	0.10
N123G2-0300-0003-GM	0.000	0.100	-0.10	0.10
N123G2-0318-0003-GM	-0.050	0.050	-0.10	0.10
N123H2-0400-0003-GM	0.000	0.100	-0.10	0.10
N123J2-0475-0003-GM	-0.050	0.050	-0.10	0.10
N123J2-0500-0004-GM	0.000	0.100	-0.10	0.10
N123K2-0600-0004-GM	0.000	0.100	-0.10	0.10
N123K2-0635-0003-GM	-0.050	0.050	-0.10	0.10
N123L2-0792-0003-GM	-0.050	0.050	-0.10	0.10
N123L2-0800-0005-GM	0.000	0.100	-0.10	0.10
N123M2-0900-0008-GM	-0.100	0.100	-0.10	0.10
N123M2-1000-0008-GM	-0.100	0.100	-0.10	0.10

B4 B4 B130 B149 B138 H36 H35 H17

CoroCut® 1-2 wisselplaat voor groefsteken



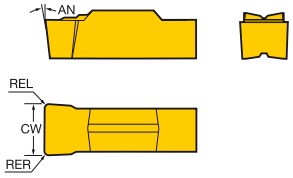

CoroCut® 1-snijkant

		SSC	CW	REL	RER	Bestelcode	P				M				K				N				S					Afmetingen, mm
							1105	1125	1145	2135	1105	1125	1145	2135	H13A	1125	2135	4325	H13A	1105	1125	2135	H13A	1105	1125	1145	2135	H13A	AN
Middelmatig	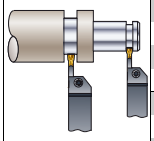	M	9.00	0.80	0.80	N123M1-0900-0008-GM	☆	★	☆		☆	★	☆		☆	☆		★	☆	☆	☆		★	★	☆	☆			☆	7°
			9.53	0.80	0.80	N123M1-0953-0008-GM		★				★				☆		★			★				★				7°
			10.00	0.80	0.80	N123M1-1000-0008-GM	☆	★	☆		☆	★	☆			☆		★		☆	★			★	☆	☆				7°
			11.00	0.80	0.80	N123M1-1100-0008-GM	☆	★	☆		☆	★	☆		☆	☆		★	☆	☆	☆		★	★	☆	☆			☆	7°
		R	12.00	0.80	0.80	N123R1-1200-0008-GM	☆	★			☆	★				☆		★		☆	★			★	☆					13°
			12.70	0.80	0.80	N123R1-1270-0008-GM		★				★				☆		★			★				★					13°
			15.00	0.80	0.80	N123R1-1500-0008-GM	☆	★			☆	★				☆		★		☆	★			★	☆					13°
Voorbewerken	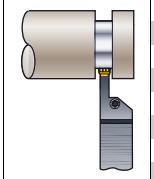	R	15.00	1.20	1.20	N123R1-1500-0010-GR		★		☆		☆		★		☆	☆	★			★	☆			★		☆			13°

SSC = Moet corresponderen met SSC op houder. N = neutraal

Toleranties:				
Bestelnummer	CWTOLL	CWTOLU	RETOLL	RETOLU
N123M1-0900-0008-GM	-0.030	0.030	-0.05	0.05
N123M1-0953-0008-GM	-0.030	0.030	-0.05	0.05
N123M1-1000-0008-GM	-0.030	0.030	-0.05	0.05
N123M1-1100-0008-GM	-0.030	0.030	-0.05	0.05
N123R1-1200-0008-GM	-0.100	0.100	-0.10	0.10
N123R1-1270-0008-GM	-0.100	0.100	-0.10	0.10
N123R1-1500-0008-GM	-0.100	0.100	-0.10	0.10
N123R1-1500-0010-GR	-0.080	0.080	-0.10	0.10

B4 B4 B130 B149 B138 H36 H35 H17

CoroCut® 1-2 wisselplaat voor groefsteken

Voor groefsteken van geharde materialen



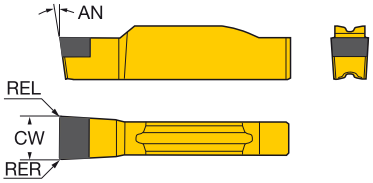

CoroCut® 1-snijkant

		SSC	CW	RE	REL	RER	Bestelcode	S 7015	H 7015	Afmetingen, mm GB	BN	AN
Nabewerken	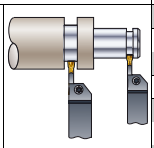	G	3.00		0.40	0.40	N123G1-030004S01025	★	★	25°	0.1	7°
		H	4.00		0.40	0.40	N123H1-040004S01025	★	★	25°	0.1	7°
			5.00		0.40	0.40	N123H1-050004S01025	★	★	25°	0.1	7°
		J	6.00		0.40	0.40	N123J1-060004S01025	★	★	25°	0.1	7°
		L	8.00	0.80	0.80	0.80	N123L1-080008S01025	★	★	25°	0.1	7°

SSC = Moet corresponderen met SSC op houder. N = neutraal

Toleranties:				
	CWTOLL	CWTOLU	RETOLL	RETOLU
N123x1..S	-0.020	0.020	-0.05	0.05

B4 B4 B130 B149 B138 H36 H35 H17

CoroCut® 1-2 wisselplaat voor groefsteken



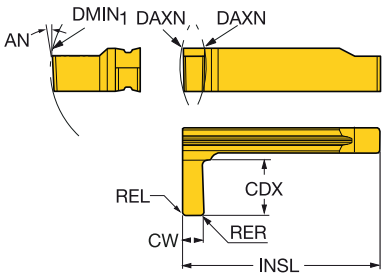

		SSC	CW	REL	RER	CDX	DMIN1	DAXIN	Bestelcode	P 1115	M 1115	Afmetingen, mm AN
Nabewerken	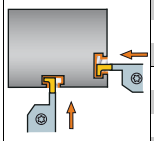	HX	2.00	0.20	0.20	4.0	44.0	100.0	R/LG123H1-0200-0002-GS	★	★	7°
			3.00	0.20	0.20	5.0	44.0	98.0	R/LG123H1-0300-0002-GS	★	★	7°
			4.00	0.40	0.40	6.0	44.0	96.0	R/LG123H1-0400-0004-GS	★	★	7°
		LX	2.00	0.20	0.20	6.0	62.0	143.0	R/LG123L1-0200-0002-GS	★	★	7°
			3.00	0.20	0.20	9.0	62.0	141.0	R/LG123L1-0300-0002-GS	★	★	7°
			4.00	0.40	0.40	9.0	62.0	139.0	R/LG123L1-0400-0004-GS	★	★	7°

SSC = Moet corresponderen met SSC op houder.

R = Rechts, L = Links

Toleranties:				
	CWTOLL	CWTOLU	RETOLL	RETOLU
R/LG123..-GS	-0.020	0.020	-0.05	0.05

CoroCut® 1-2 wisselplaat voor draaien



N123x2-TF

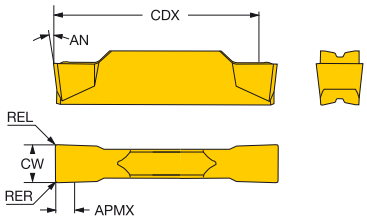

N123x1-TF

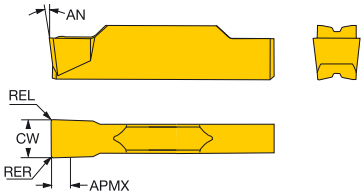

CoroCut® 1-snijkant

		SSC	CW	REL	RER	Bestelcode	P 1125	P 1145	P 2135	P 3115	P 4325	M 1125	M 1145	M 2135	M H13A	K 1125	K 2135	K 3115	K 4325	K H13A	N 1125	N 2135	N H13A	S 1125	S 1145	S 2135	S H13A	H 2135	Afmetingen, mm AN
Nabewerken	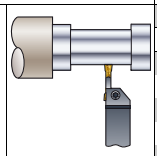	G	3.00	0.30	0.30	N123G1-0300-0003-TF	☆	☆	★		☆	☆	☆	★	☆	☆	☆		★	☆	☆	☆	★	★	☆	☆	☆	★	7°
		H	4.00	0.40	0.40	N123H1-0400-0004-TF	☆	☆	★	☆	☆	☆	☆	★	☆	☆	☆	☆	★	☆	☆	☆	★	★	☆	☆	☆	★	7°
		K	6.00	0.40	0.40	N123K1-0600-0004-TF	☆	☆	★	☆	☆	☆	☆	★	☆	☆	☆	☆	★	☆	☆	☆	★	★	☆	☆	☆	★	7°

CoroCut® met 2 snijkanten

		SSC	CW	REL	RER	CDX	Bestelcode	P 1105	P 1125	P 1145	P 2135	P 3115	P 4325	P 525	M 1105	M 1125	M 1145	M 2135	M H13A	K 1125	K 2135	K 3115	K 4325	K H13A	N 1105	N 1125	N 2135	N H13A	S 1105	S 1125	S 1145	S 2135	S H13A	H 2135	Afmetingen, mm AN
Nabewerken	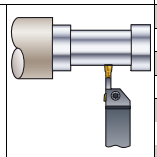	G	3.00	0.30	0.30	18.5	N123G2-0300-0003-TF	☆	☆		★	☆	☆	☆	☆	☆		★	☆	☆	☆	☆	★	☆	☆	☆	★	★	☆		☆	☆	★	7°
		H	4.00	0.40	0.40	23.3	N123H2-0400-0004-TF	☆	☆		★	☆	☆	☆	☆	☆		★	☆	☆	☆	☆	★	☆	☆	☆	★	★	☆		☆	☆	★	7°
		J	5.00	0.40	0.40	23.3	N123J2-0500-0004-TF	☆	☆		★	☆	☆		☆	☆		★	☆	☆	☆	☆	★	☆	☆	☆	★	★	☆		☆	☆	★	7°
		K	6.00	0.40	0.40	23.3	N123K2-0600-0004-TF	☆	☆	☆	★	☆	☆		☆	☆	☆	★	☆	☆	☆	☆	★	☆	☆	☆	☆	★	★	☆	☆	☆	☆	★	7°
		L	8.00	0.80	0.80	28.0	N123L2-0800-0008-TF	☆	☆		★	☆	☆		☆	☆		★	☆	☆	☆	☆	★	☆	☆	☆	☆	★	★	☆		☆	☆	★	7°

SSC = Moet corresponderen met SSC op houder. N = neutraal

Toleranties:				
	CWTOLL	CWTOLU	RETOLL	RETOLU
N123x1-TF	0.000	0.100	-0.10	0.10
N123x2-TF	0.000	0.100	-0.10	0.10

B4 B4 B130 B149 B138 H36 H35 H17

CoroCut® 1-2 wisselplaat voor draaien



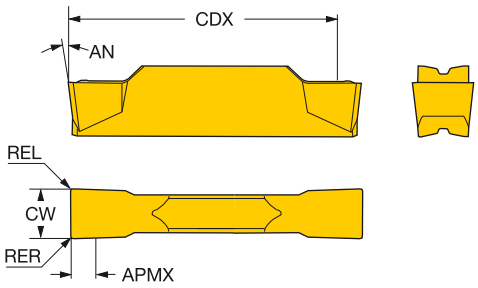

CoroCut® met 2 snijkanten

		SSC	CW	REL	RER	CDX	Bestelcode	P 1105	P 1125	P 1145	P 2135	P 3115	P 4325	P 525	M 1105	M 1125	M 1145	M 2135	M H13A	K 1125	K 2135	K 3115	K 4325	K H13A	N 1105	N 1125	N 2135	N H13A	S 1105	S 1125	S 1145	S 2135	S H13A	H 2135	Afmetingen, mm AN
Middelmatig	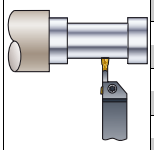	G	3.00	0.40	0.40	18.4	N123G2-0300-0004-TM	☆	☆	☆	★	☆	☆		☆	☆	☆	★	☆	☆	☆	☆	★	☆	☆	☆	☆	★	★	☆	☆	☆	☆	★	7°
		H	4.00	0.40	0.40	23.4	N123H2-0400-0004-TM		☆	☆	★	☆	☆			☆	☆	★	☆	☆	☆	☆	★	☆		☆	☆	★		★	☆	☆	☆	★	7°
			4.00	0.80	0.80	23.4	N123H2-0400-0008-TM	☆	☆	☆	★	☆	☆	☆	☆	☆	☆	★	☆	☆	☆	☆	★	☆	☆	☆	☆	★	★	☆	☆	☆	☆	★	7°
		J	5.00	0.40	0.40	23.4	N123J2-0500-0004-TM		☆	☆	★	☆	☆			☆	☆	★	☆	☆	☆	☆	★	☆		☆	☆	★		★	☆	☆	☆	★	7°
			5.00	0.80	0.80	23.0	N123J2-0500-0008-TM	☆	☆	☆	★	☆	☆		☆	☆	☆	★	☆	☆	☆	☆	★	☆	☆	☆	☆	★	★	☆	☆	☆	☆	★	7°
		K	6.00	0.40	0.40	23.4	N123K2-0600-0004-TM		☆		★	☆	☆			☆		★	☆	☆	☆	☆	★	☆		☆	☆	★		★		☆	☆	★	7°
			6.00	0.80	0.80	23.0	N123K2-0600-0008-TM	☆	☆	☆	★	☆	☆		☆	☆	☆	★	☆	☆	☆	☆	★	☆	☆	☆	☆	★	★	☆	☆	☆	☆	★	7°
		L	8.00	0.80	0.80	28.0	N123L2-0800-0008-TM	☆	☆	☆	★	☆	☆		☆	☆	☆	★	☆	☆	☆	☆	★	☆	☆	☆	☆	★	★	☆	☆	☆	☆	★	7°
			8.00	1.20	1.20	27.6	N123L2-0800-0012-TM		☆		★	☆	☆			☆		★	☆	☆	☆	☆	★	☆		☆	☆	★		★		☆	☆	★	7°

SSC = Moet corresponderen met SSC op houder. N = neutraal

Toleranties:				
	CWTOLL	CWTOLU	RETOLL	RETOLU
N123x2-TM	0.000	0.100	-0.10	0.10

CoroCut® 1-2 wisselplaat voor draaien



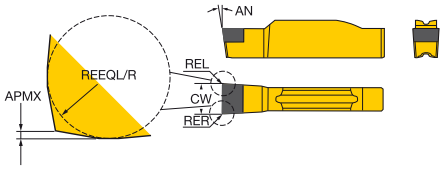

CoroCut® 1-snijkant

	SSC	CW	REEQL	REEQR	REL	RER	Bestelcode	H 7105	H 7115	GB	BN	AN	CWTOLL	CWTOLU	RETOLL	RETOLU
										Afmetingen, mm						
Nabewerken	G	3.00	1.60	1.60	0.40	0.40	N123G1-0300S01025-XB	☆	★	25°	0.1	7°	-0.020	0.020	-0.050	0.050
	J	5.00	2.60	2.60	0.20	0.20	N123J1-0500S01025-XB	☆	★	25°	0.1	7°	-0.020	0.020	-0.050	0.050

N = neutraal

H36 H17

CoroCut® 1-2 wisselplaat voor profieldraaien



N123x1-RO

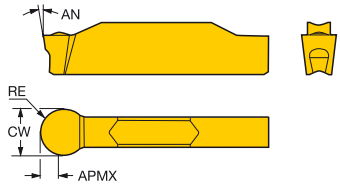

N123x2-RO

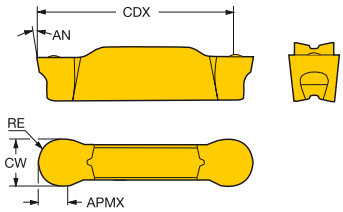

CoroCut® 1-snijkant

		SSC	CW	RE	Bestelcode	P 1105	P 1125	M 1105	M 1125	M S05F	K 1125	N 1105	N 1125	S 1105	S 1125	S S05F	Afmetingen, mm AN
Nabewerken	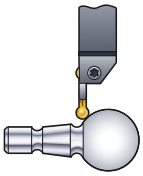	F	3.00	1.50	N123F1-0300-RO	☆	★	☆	★	☆	★	☆	★	★	☆	☆	7°
			3.18	1.59	N123F1-0318-RO	☆	★	☆	★	☆	★	☆	★	★	☆	☆	7°
		H	4.00	2.00	N123H1-0400-RO	☆	★	☆	★	☆	★	☆	★	★	☆	☆	7°
			4.75	2.38	N123H1-0475-RO	☆	★	☆	★	☆	★	☆	★	★	☆	☆	7°
			5.00	2.50	N123H1-0500-RO	☆	★	☆	★	☆	★	☆	★	★	☆	☆	7°
		J	6.00	3.00	N123J1-0600-RO	☆	★	☆	★	☆	★	☆	★	★	☆	☆	7°
		L	8.00	4.00	N123L1-0800-RO		★		★	☆	★		★		★	☆	7°

CoroCut® met 2 snijkanten

		SSC	CW	RE	CDX	Bestelcode	P 1105	P 1125	P 2135	M 1105	M 1125	M 2135	M H13A	M S05F	K 1125	K 2135	K H13A	N 1105	N 1125	N 2135	N H13A	S 1105	S 1125	S 2135	S H13A	S S05F	H 2135	Afmetingen, mm AN
Nabewerken	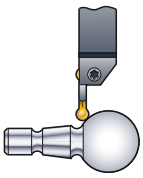	E	2.00	1.00	19.2	N123E2-0200-RO	☆	☆	★	☆	☆	★	☆	☆	★	☆	☆	☆	☆	☆	★	★	☆	☆	☆	☆	★	7°
			2.39	1.20	19.0	N123E2-0239-RO		★			★			☆	★				★				★			☆		7°
		F	3.00	1.50	18.7	N123F2-0300-RO	☆	☆	★	☆	☆	★	☆	☆	★	☆	☆	☆	☆	☆	★	★	☆	☆	☆	☆	★	7°
			3.18	1.59	18.6	N123F2-0318-RO	☆	★		☆	★		☆	☆	★		☆	☆	☆		★	★	☆		☆	☆		7°
		H	3.96	1.98	23.3	N123H2-0396-RO		★			★		☆	☆	★		☆		☆		★		★		☆	☆		7°
			4.00	2.00	23.3	N123H2-0400-RO	☆	☆	★	☆	☆	★	☆	☆	★	☆	☆	☆	☆	☆	★	★	☆	☆	☆	☆	★	7°
			4.50	2.25	23.0	N123H2-0450-RO		★			★		☆		★		☆		☆		★		★		☆			7°
			4.75	2.38	22.9	N123H2-0475-RO	☆	★		☆	★		☆	☆	★		☆	☆	☆		★	★	☆		☆	☆		7°
			5.00	2.50	22.8	N123H2-0500-RO	☆	☆	★	☆	☆	★	☆	☆	★	☆	☆	☆	☆	☆	★	★	☆	☆	☆	☆	★	7°
		J	6.00	3.00	22.2	N123J2-0600-RO	☆	☆	★	☆	☆	★	☆	☆	★	☆	☆	☆	☆	☆	★	★	☆	☆	☆	☆	★	7°
			6.35	3.18	22.0	N123J2-0635-RO		★			★		☆	☆	★		☆		☆		★		★		☆	☆		7°
		K	7.14	3.57	21.6	N123K2-0714-RO		★			★				★				★				★					7°
		L	8.00	4.00	27.3	N123L2-0800-RO	☆	☆	★	☆	☆	★	☆	☆	★	☆	☆	☆	☆	☆	★	★	☆	☆	☆	☆	★	7°

SSC = Moet corresponderen met SSC op houder. N = neutraal

Toleranties:	CWTOLL	CWTOLU	RETOLL	RETOLU
N123x1-RO	-0.020	0.020	-0.01	0.01
N123x2-RO	-0.020	0.020	-0.01	0.01

B4 B4 B130 B149 B138 H36 H35 H17

SANDVIK Coromant

CoroCut® 1-2 wisselplaat voor profieldraaien



N123x1-RM

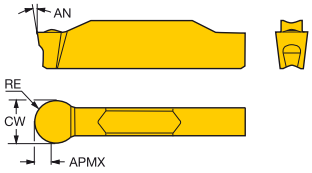

N123x2-RM

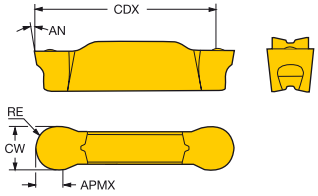

CoroCut® 1-snijkant

		SSC	CW	RE	Bestelcode	P 1125	P 2135	P 3115	M 1125	M 2135	M H13A	K 1125	K 2135	K 3115	K 4325	K H13A	N 1125	N 2135	N H13A	S 1125	S 2135	S H13A	H 2135	Afmetingen, mm AN
Middelmatig	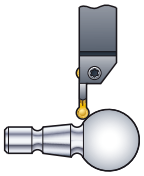	G	4.00	2.00	N123G1-0400-RM	☆	★		☆	★	☆	☆	☆		★	☆	☆	☆	★	★	☆	☆	★	7°
		J	6.00	3.00	N123J1-0600-RM	☆	★	☆	☆	★	☆	☆	☆	☆	★	☆	☆	☆	★	★	☆	☆	★	7°
		L	8.00	4.00	N123L1-0800-RM	★			★		☆	☆			★	☆	☆		★	★		☆		7°

CoroCut® met 2 snijkanten

		SSC	CW	RE	CDX	Bestelcode	P 1125	P 2135	P 3115	P 525	M 1125	M 2135	M H13A	K 1125	K 2135	K 3115	K 4325	K H13A	N 1125	N 2135	N H13A	S 1125	S 2135	S H13A	H 2135	Afmetingen, mm AN
Middelmatig	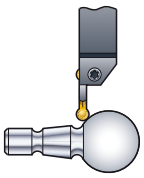	F	3.00	1.50	18.6	N123F2-0300-RM	☆	★	☆	☆	☆	★	☆	☆	☆	☆	★	☆	☆	☆	★	★	☆	☆	★	7°
			3.18	1.59	18.6	N123F2-0318-RM	☆	★	☆		☆	★	☆	☆	☆	☆	★	☆	☆	☆	★	★	☆	☆	★	7°
		G	4.00	2.00	18.1	N123G2-0400-RM	☆	★	☆	☆	☆	★	☆	☆	☆	☆	★	☆	☆	☆	★	★	☆	☆	★	7°
		H	4.00	2.00	23.1	N123H2-0400-RM	☆	★	☆		☆	★	☆	☆	☆	☆	★	☆	☆	☆	★	★	☆	☆	★	7°
			4.75	2.38	22.9	N123H2-0475-RM	★		☆		★			☆		☆	★		★			★				7°
			5.00	2.50	22.7	N123H2-0500-RM	☆	★	☆		☆	★	☆	☆	☆	☆	★	☆	☆	☆	★	★	☆	☆	★	7°
		J	6.00	3.00	22.2	N123J2-0600-RM	☆	★	☆		☆	★	☆	☆	☆	☆	★	☆	☆	☆	★	★	☆	☆	★	7°
			6.35	3.18	22.0	N123J2-0635-RM	★		☆		★			☆		☆	★		★			★				7°
		L	8.00	4.00	27.0	N123L2-0800-RM	☆	★	☆		☆	★	☆	☆	☆	☆	★	☆	☆	☆	★	★	☆	☆	★	7°

SSC = Moet corresponderen met SSC op houder. N = neutraal

Toleranties:				
Bestelnummer	CWTOLL	CWTOLU	RETOLL	RETOLU
N123F2-0300-RM	0.000	0.100	-0.10	0.10
N123F2-0318-RM	-0.050	0.050	-0.10	0.10
N123G1-0400-RM	0.000	0.100	-0.10	0.10
N123G2-0400-RM	0.000	0.100	-0.10	0.10
N123H2-0400-RM	0.000	0.100	-0.10	0.10
N123H2-0475-RM	-0.050	0.050	-0.10	0.10
N123H2-0500-RM	0.000	0.100	-0.10	0.10
N123J1-0600-RM	0.000	0.100	-0.10	0.10
N123J2-0600-RM	0.000	0.100	-0.10	0.10
N123J2-0635-RM	-0.050	0.050	-0.10	0.10
N123L1-0800-RM	0.000	0.100	-0.10	0.10
N123L2-0800-RM	0.000	0.100	-0.10	0.10

B4 B4 B130 B149 B138 H36 H35 H17

CoroCut® 1-2 wisselplaat voor profieldraaien



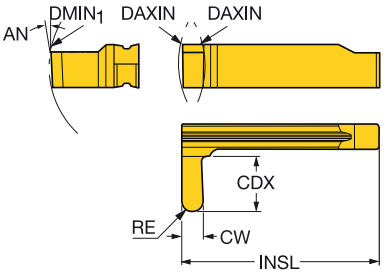

CoroCut® 1-snijkant

		SSC	CW	RE	CDX	DMIN1	DAXIN	Bestelcode	P 1115	M 1115	S 1115	Afmetingen, mm AN
Nabewerken	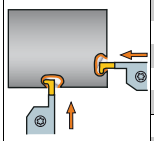	HX	2.00	1.00	4.0	44.0	100.0	R/LG123H1-0200-0010-RS	★	★		7°
			2.00	1.00	4.0	44.0	100.0	R/LG123H1-0200-RO	★	★		7°
			3.00	1.50	5.0	44.0	98.0	R/LG123H1-0300-0015-RS	★	★		7°
			3.00	1.50	5.0	44.0	98.0	R/LG123H1-0300-RO	★	★		7°
			4.00	2.00	6.0	44.0	96.0	R/LG123H1-0400-0020-RS	★	★		7°
		LX	2.00	1.00	6.0	62.0	143.0	R/LG123L1-0200-0010-RS	★	★	★	7°
			2.00	1.00	6.5	62.0	143.0	R/LG123L1-0200-RO	★	★		7°
			3.00	1.50	9.0	62.0	141.0	R/LG123L1-0300-0015-RS	★	★	★	7°
			3.00	1.50	9.5	62.0	141.0	R/LG123L1-0300-RO	★	★		7°
			4.00	2.00	9.0	62.0	139.0	R/LG123L1-0400-0020-RS	★	★	★	7°

SSC = Moet corresponderen met SSC op houder.
Vlakfrezen minimale diameter eerste snede.

R = Rechts, L = Links

Toleranties:	CWTOLL	CWTOLU	RETOLL	RETOLU
R/LG123..-RO	-0.020	0.020	-0.01	0.01
R/LG123..-RS	-0.020	0.020	-0.05	0.05

B4 B4 B130 B149 B138 H36 H35 H17

CoroCut® 1-2 wisselplaat voor profieldraaien



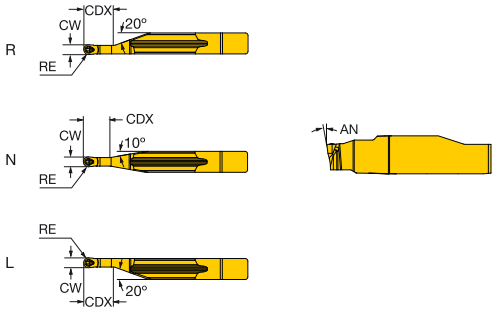

CoroCut® met 1 snijkant

		SSC	CW	RE	CDX	Bestelcode	P		M			K	N		S			Afmetingen, mm				
							1105	1125	1105	1125	S05F	1125	1105	1125	1105	1125	S05F	AN	CWTOLL	CWTOLU	RETOLL	RETOLU
Nabewerken	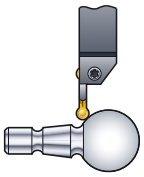	HL	2.00	1.00	5.0	L123H1-0200-RO	☆	★	☆	★	☆	★	★	☆	★	☆	☆	7°	-0.020	0.020	-0.010	0.010
		HL	1.50	0.75	4.0	L123H1-0150-RO		★	☆	★	☆	★	★	☆	★	☆	☆	7°	-0.020	0.020	-0.010	0.010
		HN	2.00	1.00	5.0	N123H1-0200-RO	☆	★	☆	★	☆	★	★	☆	★	☆	☆	7°	-0.020	0.020	-0.010	0.010
		HN	1.50	0.75	4.0	N123H1-0150-RO		★	☆	★	☆	★	★	☆	★	☆	☆	7°	-0.020	0.020	-0.010	0.010
		HR	2.00	1.00	5.0	R123H1-0200-RO	☆	★	☆	★	☆	★	★	☆	★	☆	☆	7°	-0.020	0.020	-0.010	0.010
		HR	1.50	0.75	4.0	R123H1-0150-RO		★	☆	★	☆	★	★	☆	★	☆	☆	7°	-0.020	0.020	-0.010	0.010

SSC = Moet corresponderen met SSC op houder.

N = Neutraal, R = Rechts, L = Links

B44 B130 H36

CoroCut® 1-2 wisselplaat voor profieldraaien

Profieldraaien van aluminium



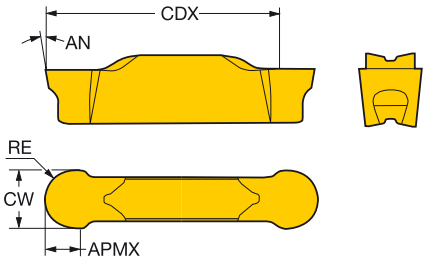

CoroCut® met 2 snijkanten

		SSC	CW	RE	CDX	Bestelcode	N H10	Afmetingen, mm AN
Middelmatig	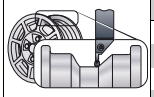	J	6.00	3.00	22.2	N123J2-0600-AM	★	7°
		L	8.00	4.00	27.3	N123L2-0800-AM	★	7°

SSC = Moet corresponderen met SSC op houder. N = neutraal

Toleranties:				
	CWTOLL	CWTOLU	RETOLL	RETOLU
N123x2-AM	-0.020	0.020	-0.02	0.02

B4 B4 B130 B149 B138 H36 H35 H17

CoroCut® 1-2 wisselplaat voor profieldraaien

Profieldraaien van geharde materialen en hittebestendige superlegeringen



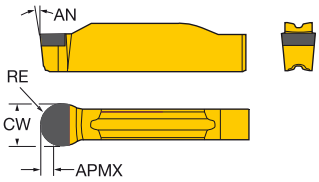

CoroCut® met 1 snijkant

		SSC	CW	RE	Bestelcode	S 7015	H 7015	H 7025	Afmetingen, mm AN	CWTOLL	CWTOLU	RETOLL	RETOLU
Nabewerken	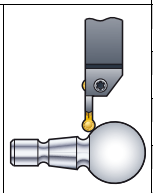	F	3.00	1.50	N123F1-0300-RE	★	★	☆	7°	-0.020	0.020	-0.020	0.020
			3.18	1.59	N123F1-0318-RE	★	★		7°	-0.020	0.020	-0.020	0.020
		H	4.00	2.00	N123H1-0400-RE	★	★	☆	7°	-0.020	0.020	-0.020	0.020
			5.00	2.50	N123H1-0500-RE	★	★		7°	-0.020	0.020	-0.020	0.020
		J	6.00	3.00	N123J1-0600-RE	★	★		7°	-0.020	0.020	-0.020	0.020
			6.35	3.18	N123J1-0635-RE	★	★		7°	-0.020	0.020	-0.020	0.020
		L	8.00	4.00	N123L1-0800-RE	★	★		7°	-0.020	0.020	-0.020	0.020

SSC = Moet corresponderen met SSC op houder. N = neutraal

N123x1-RE (SF)



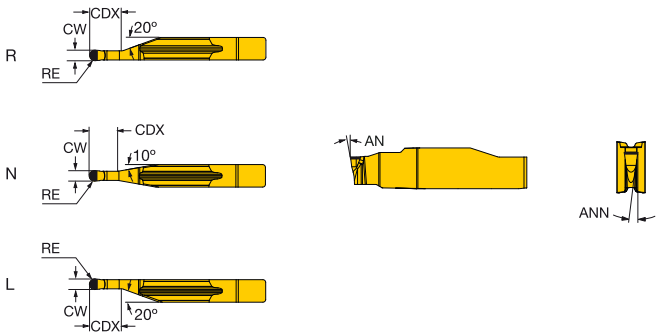

CoroCut® met 1 snijkant

		SSC	CW	RE	CDX	Bestelcode	S 7015	H 7015	H 7025	Afmetingen, mm AN	CWTOLL	CWTOLU	RETOLL	RETOLU
Nabewerken	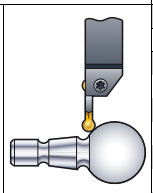	HL	2.00	1.00	5.0	L123H1-0200-RE	★	★		7°	-0.020	0.020	-0.010	0.010
		HN	2.00	1.00	5.0	N123H1-0200-RE	★	★	☆	7°	-0.020	0.020	-0.010	0.010
		HR	2.00	1.00	5.0	R123H1-0200-RE	★	★		7°	-0.020	0.020	-0.010	0.010

SSC = Moet corresponderen met SSC op houder. N = Neutraal, R = Rechts, L = Links

B44 B130 H36

CoroCut® 1-2 wisselplaat voor profieldraaien

Profieldraaien van non-ferro- en geharde materialen



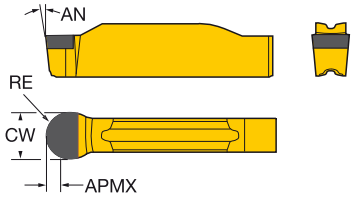

CoroCut® 1-snijkant

		SSC	CW	RE	Bestelcode	N CD10	S 7015	H 7015	GB	BN	AN	CWTOLL	CWTOLU	RETOLL	RETOLU
Nabewerken	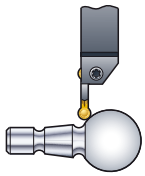	F	3.00	1.50	N123F1-0300-RS	★					7°	-0.020	0.020	-0.020	0.020
			3.00	1.50	N123F1-0300S01025		★	★	25°	0.1	7°	-0.020	0.020	-0.020	0.020
		H	4.00	2.00	N123H1-0400-RS	★					7°	-0.020	0.020	-0.020	0.020
			4.00	2.00	N123H1-0400S01025		★	★	25°	0.1	7°	-0.020	0.020	-0.020	0.020
			5.00	2.50	N123H1-0500-RS	★					7°	-0.020	0.020	-0.020	0.020
			5.00	2.50	N123H1-0500S01025		★	★	25°	0.1	7°	-0.020	0.020	-0.020	0.020
		J	6.00	3.00	N123J1-0600-RS	★					7°	-0.020	0.020	-0.020	0.020
			6.00	3.00	N123J1-0600S01025		★	★	25°	0.1	7°	-0.020	0.020	-0.020	0.020
		L	8.00	4.00	N123L1-0800-RS	★					7°	-0.020	0.020	-0.020	0.020

SSC = Moet corresponderen met SSC op houder. N = neutraal



L123x1-RS (SF)

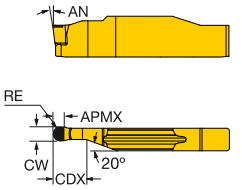

N123x1-RS (SF)

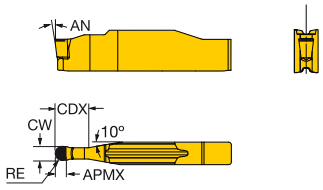

R123x1-RS (SF)

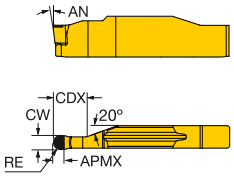

CoroCut® met 1 snijkant

		SSC	CW	RE	CDX	Bestelcode	N CD10	AN	CWTOLL	CWTOLU	RETOLL	RETOLU
Nabewerken	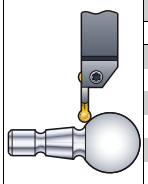	HL	2.00	1.00	5.0	L123H1-0200-RS	★	7°	-0.020	0.020	-0.010	0.010
		HR	2.00	1.00	5.0	R123H1-0200-RS	★	7°	-0.020	0.020	-0.010	0.010
		HN	2.00	1.00	5.0	N123H1-0200-RS	★	7°	-0.020	0.020	-0.020	0.020

SSC = Moet corresponderen met SSC op houder. N = Neutraal, R = Rechts, L = Links

B4 B4 B130 B149 B138 H36 H35 H17

CoroCut® 1-2 snij-unit voor afsteken en groefsteken

Veerblokkeringsuitvoering

Coromant Capto® - Precisie koelmiddeltoevoer



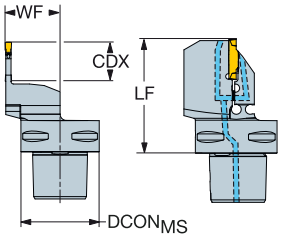

	SSC	CZC_{MS}	CDX	OHX	CNSC	Bestelnummer	Afmetingen, mm $DCON_{MS}$	LF	WF	BAR	KG	MIID
	E	C3	15.0	55.0	3	C3-R/LF123E15C22055E	32	55.0	22.0	150	0.37	N123E2-0200-0002-CM
		C4	15.0	60.0	3	C4-R/LF123E15C27060E	40	60.0	27.0	150	0.54	N123E2-0200-0002-CM
		C5	15.0	60.0	3	C5-R/LF123E15C35060E	50	60.0	35.0	150	0.77	N123E2-0200-0002-CM
	F	C3	15.0	55.0	3	C3-R/LF123F15C22055E	32	55.0	22.0	150	0.37	N123F2-0250-0002-CM
		C4	15.0	60.0	3	C4-R/LF123F15C27060E	40	60.0	27.0	150	0.55	N123F2-0250-0002-CM
		C5	20.0	65.0	3	C5-R/LF123F20C35065E	50	65.0	35.0	150	0.63	N123F2-0250-0002-CM
	G	C3	15.0	55.0	3	C3-R/LF123G15C22055E	32	55.0	22.0	150	0.38	N123G2-0300-0003-TF
		C3	20.0	60.0	3	C3-R/LF123G20C22060E	32	60.0	22.0	150	0.38	N123G2-0300-0003-TF
		C4	15.0	60.0	3	C4-R/LF123G15C27060E	40	60.0	27.0	150	0.54	N123G2-0300-0003-TF
		C4	20.0	65.0	3	C4-R/LF123G20C27065E	40	65.0	27.0	150	0.55	N123G2-0300-0003-TF
		C5	15.0	60.0	3	C5-R/LF123G15C35060E	50	60.0	35.0	150	0.78	N123G2-0300-0003-TF
		C5	20.0	65.0	3	C5-R/LF123G20C35065E	50	65.0	35.0	150	0.78	N123G2-0300-0003-TF
		C6	15.0	60.0	3	C6-R/LF123G15C45060E	63	60.0	45.0	150	1.17	N123G2-0300-0003-TF
		C6	20.0	65.0	3	C6-R/LF123G20C45065E	63	65.0	45.0	150	1.18	N123G2-0300-0003-TF
	H	C3	20.0	60.0	3	C3-R/LF123H20C22060E	32	60.0	22.0	150	0.38	N123H2-0400-0004-TF
		C4	20.0	65.0	3	C4-R/LF123H20C27065E	40	65.0	27.0	150	0.55	N123H2-0400-0004-TF
		C4	25.0	70.0	3	C4-R/LF123H25C27070E	40	70.0	27.0	150	0.56	N123H2-0400-0004-TF
		C5	25.0	70.0	3	C5-R/LF123H25C35070E	50	70.0	35.0	150	0.80	N123H2-0400-0004-TF
		C6	20.0	65.0	3	C6-R/LF123H20C45065E	63	65.0	45.0	150	1.20	N123H2-0400-0004-TF
		C6	25.0	70.0	3	C6-R/LF123H25C45070E	63	70.0	45.0	150	1.19	N123H2-0400-0004-TF
		C8	25.0	80.0	3	C8-R/LF123H25C51080E	80	80.0	51.0	150	2.27	N123H2-0400-0004-TF
	J	C4	20.0	65.0	3	C4-R/LF123J20C27065E	40	65.0	27.0	150	0.56	N123J2-0500-0004-TF
		C4	25.0	48.8	3	C4-R/LF123J25C27070E	40	70.0	27.0	150	0.57	N123J2-0500-0004-TF
		C5	25.0	70.0	3	C5-R/LF123J25C35070E	50	70.0	35.0	150	0.80	N123J2-0500-0004-TF
		C6	25.0	70.0	3	C6-R/LF123J25C45070E	63	70.0	45.0	150	1.21	N123J2-0500-0004-TF
		C8	25.0	80.0	3	C8-R/LF123J25C51080E	80	80.0	42.0	150	2.30	N123J2-0500-0004-TF
	K	C4	20.0	65.0	3	C4-R/LF123K20C27065E	40	65.0	27.0	150	0.57	N123K2-0600-0004-TF
		C4	25.0	48.8	3	C4-R/LF123K25C27070E	40	70.0	27.0	150	0.57	N123K2-0600-0004-TF
		C5	25.0	70.0	3	C5-R/LF123K25C35070E	50	70.0	35.0	150	0.81	N123K2-0600-0004-TF
		C6	25.0	70.0	3	C6-R/LF123K25C45070E	63	70.0	45.0	150	1.21	N123K2-0600-0004-TF
		C8	25.0	80.0	3	C8-R/LF123K25C51080E	80	80.0	42.0	150	2.29	N123K2-0600-0004-TF
	L	C5	25.0	70.0	3	C5-R/LF123L25C35070E	50	70.0	35.0	150	0.81	N123L2-0800-0008-TF
		C6	25.0	70.0	3	C6-R/LF123L25C45070E	63	70.0	45.0	150	1.21	N123L2-0800-0008-TF
		C6	32.0	80.0	3	C6-R/LF123L32C45080E	63	80.0	45.0	150	1.28	N123L2-0800-0008-TF
		C8	32.0	85.0	3	C8-R/LF123L32C51085E	80	85.0	42.0	150	2.28	N123L2-0800-0008-TF
	M	C6	32.0	80.0	3	C6-R/LF123M32C45080E	63	80.0	45.0	150	1.31	N123M2-1000-0008-GM
		C8	32.0	85.0	3	C8-R/LF123M32C51085E	80	85.0	42.0	150	2.31	N123M2-1000-0008-GM

SSC = Moet overeenkomen met SSC op wisselplaat.

R = Rechts, L = Links

Ga voor reserveonderdelen naar www.sandvik.coromant.com

B4 F2 E1 G1 H36 H35 H18 H5

CoroCut® 1-2 snij-unit voor afsteken en groefsteken

Klemschroef ontwerp

Coromant Capto® - inwendige koelmiddeltoevoer



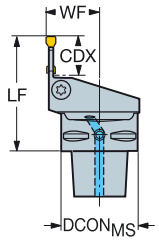

	SSC	CZCMS	CDX	CNSC	Bestelnummer	Afmetingen, mm DCONMS	LF	WF	BAR	NM	KG	MIID
	D	C3	8.0	3	C3-R/LF123D08-22050B	32	50.0	22.0	10	2.0	0.25	N123D2-0150-0002-CM
		C3	15.0	3	C3-R/LF123D15-22050B	32	50.0	22.0	10	3.5	0.26	N123D2-0150-0002-CM
		C4	8.0	3	C4-R/LF123D08-27050B	40	50.0	27.0	10	3.0	0.40	N123D2-0150-0002-CM
		C4	15.0	3	C4-R/LF123D15-27055B	40	55.0	27.0	10	3.5	0.45	N123D2-0150-0002-CM
		C5	8.0	3	C5-R/LF123D08-35055B	50	55.0	35.0	10	2.0	0.65	N123D2-0150-0002-CM
		C5	15.0	3	C5-R/LF123D15-35055B	50	55.0	35.0	10	3.5	0.70	N123D2-0150-0002-CM
	E	C3	8.0	3	C3-R/LF123E08-22050B	32	50.0	22.0	10	2.0	0.25	N123E2-0200-0002-CM
		C4	8.0	3	C4-R/LF123E08-27050B	40	50.0	27.0	10	3.7	0.40	N123E2-0200-0002-CM
		C5	8.0	3	C5-R/LF123E08-35060B	50	60.0	35.0	10	2.0	0.69	N123E2-0200-0002-CM
	F	C3	10.0	3	C3-R/LF123F10-22050B	32	55.0	22.0	10	3.0	0.25	N123F2-0250-0002-CM
		C4	10.0	3	C4-R/LF123F10-27050B	40	50.0	27.0	10	5.0	0.40	N123F2-0250-0002-CM
		C5	10.0	3	C5-R/LF123F10-35060B	50	60.0	35.0	10	2.5	0.68	N123F2-0250-0002-CM
	G	C3	10.0	3	C3-R/LF123G10-22050B	32	55.0	22.0	10	4.5	0.25	N123G2-0300-0003-TF
		C4	10.0	3	C4-R/LF123G10-27055B	40	55.0	27.0	10	4.0	0.41	N123G2-0300-0003-TF
		C5	10.0	3	C5-R/LF123G10-35060B	50	60.0	35.0	10	4.5	0.69	N123G2-0300-0003-TF
		C6	10.0	3	C6-R/LF123G10-45065B	63	65.0	45.0	10	3.0	1.15	N123G2-0300-0003-TF
	H	C3	13.0	3	C3-R/LF123H13-22055B	32	60.0	22.0	10	4.5	0.29	N123H2-0400-0004-TF
		C4	13.0	3	C4-R/LF123H13-27055B	40	55.0	27.0	10	7.5	0.41	N123H2-0400-0004-TF
		C5	13.0	3	C5-R/LF123H13-35060B	50	60.0	35.0	10	5.0	0.68	N123H2-0400-0004-TF
		C6	13.0	3	C6-R/LF123H13-45065B	63	65.0	45.0	10	4.0	1.14	N123H2-0400-0004-TF
	J	C4	13.0	3	C4-R/LF123J13-27055B	40	55.0	27.0	10	7.5	0.41	N123J2-0500-0002-CM
		C5	13.0	3	C5-R/LF123J13-35060B	50	60.0	35.0	10	5.0	0.68	N123J2-0500-0002-CM
		C6	13.0	3	C6-R/LF123J13-45065B	63	65.0	45.0	10	4.0	1.15	N123J2-0500-0002-CM
		C8	13.0	3	C8-R/LF123J13-42080B	80	80.0	42.0	10	3.5	2.29	N123J2-0500-0002-CM
	K	C4	16.0	3	C4-R/LF123K16-27060B	40	60.0	27.0	10	6.5	0.44	N123K2-0600-0004-TF
		C5	16.0	3	C5-R/LF123K16-35060B	50	60.0	35.0	10	7.0	0.68	N123K2-0600-0004-TF
		C6	16.0	3	C6-R/LF123K16-45065B	63	65.0	45.0	10	5.2	1.14	N123K2-0600-0004-TF
		C8	16.0	3	C8-R/LF123K16-42080B	80	80.0	42.0	10	4.0	2.28	N123K2-0600-0004-TF
	L	C5	13.0	3	C5-R/LF123L13-35060B	50	60.0	35.0	10	5.5	0.68	N123L2-0800-0008-TF
		C6	16.0	3	C6-R/LF123L16-45065B	63	65.0	45.0	10	5.5	1.13	N123L2-0800-0008-TF
		C8	25.0	3	C8-R/LF123L25-42080B	80	80.0	42.0	10	8.0	2.20	N123L2-0800-0008-TF

SSC = Moet overeenkomen met SSC op wisselplaat. R = Rechts, L = Links

	Reserve onderdelen
SSC	Schroef
D, E, F	3212 012-259
G	3212 012-310
H, J, K, L	3212 012-360

Ga voor de complete lijst van reserveonderdelen naar www.sandvik.coromant.com

B4 F2 E1 G1 H36 H35 H18 H5

CoroCut® 1-2 snij-unit voor afsteken en groefsteken

Klemschroef ontwerp

Coromant Capto® - inwendige koelmiddeltoevoer



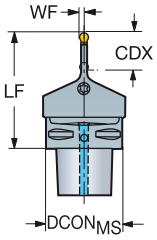

	SSC	CZC_{MS}	CDX	CNSC	Bestelnummer	Afmetingen, mm $DCON_{MS}$	LF	WF	BAR	NM	KG	MIID
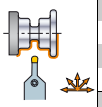	G	C3	20.0	0	**C3-NF123G20-00060B**	32	60.0	2.0	10	5.0	0.28	N123G2-0400- RM
		C4	20.0	3	**C4-NF123G20-00070B**	40	70.0	2.0	10	5.0	0.50	N123G2-0400- RM
		C5	20.0	3	**C5-NF123G20-00070B**	50	70.0	2.0	10	5.0	0.77	N123G2-0400- RM
		C6	20.0	3	**C6-NF123G20-00075B**	63	75.0	2.0	10	5.0	1.30	N123G2-0400- RM
	J	C4	25.0	3	**C4-NF123J25-00077B**	40	77.0	3.0	10	6.0	0.52	N123J2-0500-0004-TF
		C5	25.0	3	**C5-NF123J25-00077B**	50	77.0	3.0	10	6.0	0.72	N123J2-0500-0004-TF
		C6	25.0	3	**C6-NF123J25-00082B**	63	82.0	3.0	10	6.0	1.41	N123J2-0500-0004-TF

SSC = Moet overeenkomen met SSC op wisselplaat. N = neutraal

		Reserve onderdelen	
SSC	CZC_{MS}	Schroef	Spuitmond
G	C3-C4	3212 012-310	5691 029-01
G	C5-C6	3212 012-310	5691 029-02
J	C4	3212 012-360	5691 029-01
J	C5-C6	3212 012-360	5691 029-02

Ga voor de complete lijst van reserveonderdelen naar www.sandvik.coromant.com

B4 F2 E1 G1 H36 H35 H18 H5

CoroCut® 1-2 schachtgereedschap voor afsteken en groefsteken

Veerblokkeringsuitvoering

Precisie koelmiddeltoevoer



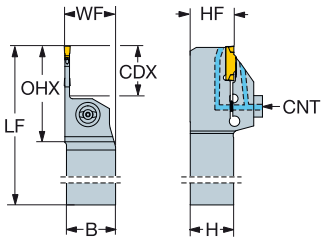

	SSC	CZC_{MS}	CDX	OHX	CNSC	Bestelnummer	Afmetingen, mm B	H	LF	WF	HF	CNT	BAR	KG	MIID
	K	32 x 32	25.0	48.8	2	**R/LF123K25C3232E**	32.0	32.0	170.0	33.2	32.0	G 1/8-28	150	1.27	N123K2-0600-0004-TF
	L	32 x 32	32.0	55.4	2	**R/LF123L32C3232E**	32.0	32.0	170.0	33.2	32.0	G 1/8-28	150	1.23	N123L2-0800-0008-TF
	M	32 x 32	32.0	56.4	2	**R/LF123M32C3232E**	32.0	32.0	170.0	33.2	32.0	G 1/8-28	150	1.27	N123M2-1000-0008-GM

SSC = Moet overeenkomen met SSC op wisselplaat.

R = Rechts, L = Links

Ga voor reserveonderdelen naar www.sandvik.coromant.com

B4 F2 E1 G1 H36 H35 H18 H5

CoroCut® 1-2 schachtgereedschap voor afsteken en groefsteken

Schroefbevestiging



NF123..B

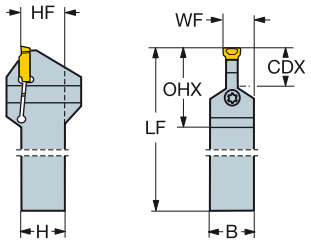

R/LF123..B

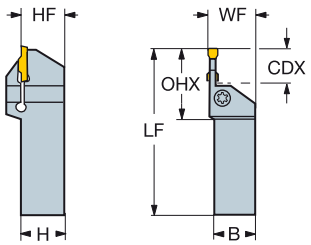

	SSC	CZC_{MS}	CDX	OHX	Bestelnummer	Afmetingen, mm B	H	LF	WF	HF	NM	KG	MIID
	D	16 x 16	8.0	25.5	R/LF123D08-1616B	16.0	16.0	100.0	17.0	16.0	2.5	0.22	N123D2-0150-0002-CM
		16 x 16	15.0	33.5	R/LF123D15-1616B	16.0	16.0	100.0	17.0	16.0	3.5	0.20	N123D2-0150-0002-CM
		20 x 20	8.0	25.5	R/LF123D08-2020B	20.0	20.0	125.0	21.0	20.0	2.5	0.40	N123D2-0150-0002-CM
		20 x 20	15.0	33.5	R/LF123D15-2020B	20.0	20.0	125.0	21.0	20.0	3.5	0.38	N123D2-0150-0002-CM
		25 x 25	8.0	25.5	R/LF123D08-2525B	25.0	25.0	150.0	26.0	25.0	2.5	0.72	N123D2-0150-0002-CM
		25 x 25	15.0	33.5	R/LF123D15-2525B	25.0	25.0	150.0	26.0	25.0	3.5	0.72	N123D2-0150-0002-CM
	E	16 x 16	8.0	25.5	R/LF123E08-1616B	16.0	16.0	125.0	17.0	16.0	2.5	0.26	N123E2-0200-0002-CM
		16 x 16	15.0	33.5	R/LF123E15-1616B	16.0	16.0	125.0	17.0	16.0	4.0	0.25	N123E2-0200-0002-CM
		20 x 20	8.0	25.5	R/LF123E08-2020B	20.0	20.0	125.0	21.0	20.0	2.5	0.38	N123E2-0200-0002-CM
		20 x 20	15.0	33.5	R/LF123E15-2020B	20.0	20.0	125.0	21.0	20.0	4.0	0.36	N123E2-0200-0002-CM
		25 x 25	8.0	25.5	R/LF123E08-2525B	25.0	25.0	150.0	26.0	25.0	2.5	0.72	N123E2-0200-0002-CM
		25 x 25	15.0	33.5	R/LF123E15-2525B	25.0	25.0	150.0	26.0	25.0	4.0	0.69	N123E2-0200-0002-CM
	F	16 x 16	10.0	29.0	R/LF123F10-1616B	16.0	16.0	125.0	17.0	16.0	3.0	0.26	N123F2-0250-0002-CM
		16 x 16	20.0	22.4	R/LF123F20-1616B	16.0	16.0	125.0	17.0	16.0	4.0	0.25	N123F2-0250-0002-CM
		20 x 20	10.0	29.0	R/LF123F10-2020B	20.0	20.0	125.0	21.0	20.0	3.0	0.35	N123F2-0250-0002-CM
		20 x 20	20.0	22.4	R/LF123F20-2020B	20.0	20.0	125.0	21.0	20.0	4.0	0.36	N123F2-0250-0002-CM
		25 x 25	10.0	29.0	R/LF123F10-2525B	25.0	25.0	150.0	26.0	25.0	3.0	0.72	N123F2-0250-0002-CM
		25 x 25	20.0	22.4	R/LF123F20-2525B	25.0	25.0	150.0	26.0	25.0	4.0	0.67	N123F2-0250-0002-CM
		32 x 25	20.0	40.0	R/LF123F20-3225B	25.0	32.0	170.0	26.0	32.0	4.0	0.99	N123F2-0250-0002-CM
	G	16 x 16	10.0	22.4	R/LF123G10-1616B	16.0	16.0	125.0	17.0	16.0	3.5	0.26	N123G2-0300-0003-TF
		16 x 16	20.0	41.0	R/LF123G20-1616B	16.0	16.0	125.0	17.0	16.0	5.0	0.26	N123G2-0300-0003-TF
		20 x 20	10.0	22.4	R/LF123G10-2020B	20.0	20.0	125.0	21.0	20.0	3.5	0.40	N123G2-0300-0003-TF
		20 x 20	20.0	41.0	R/LF123G20-2020B	20.0	20.0	125.0	21.0	20.0	5.0	0.36	N123G2-0300-0003-TF
		25 x 25	10.0	22.4	R/LF123G10-2525B	25.0	25.0	150.0	26.0	25.0	3.5	0.73	N123G2-0300-0003-TF
		25 x 25	20.0	41.0	R/LF123G20-2525B	25.0	25.0	150.0	26.0	25.0	5.0	0.68	N123G2-0300-0003-TF
		32 x 25	10.0	30.0	R/LF123G10-3225B	25.0	32.0	170.0	26.0	32.0	3.5	1.05	N123G2-0300-0003-TF
		32 x 25	20.0	41.0	R/LF123G20-3225B	25.0	32.0	170.0	26.0	32.0	5.0	0.99	N123G2-0300-0003-TF
		32 x 32	20.0	41.0	R/LF123G20-3232B	32.0	32.0	170.0	33.0	32.0	5.0	1.24	N123G2-0300-0003-TF
	H	16 x 16	13.0	34.0	R/LF123H13-1616B	16.0	16.0	125.0	17.0	16.0	4.5	0.21	N123H2-0400-0004-TF
		16 x 16	25.0	47.0	R/LF123H25-1616B	16.0	16.0	125.0	17.0	16.0	7.0	0.26	N123H2-0400-0004-TF
		20 x 20	13.0	34.0	R/LF123H13-2020BM	20.0	20.0	125.0	21.0	20.0	4.5	0.41	N123H2-0400-0004-TF
		20 x 20	25.0	47.0	R/LF123H25-2020BM	20.0	20.0	125.0	21.0	20.0	7.0	0.39	N123H2-0400-0004-TF
		25 x 25	13.0	34.0	R/LF123H13-2525BM	25.0	25.0	150.0	26.0	25.0	4.5	0.73	N123H2-0400-0004-TF
		25 x 25	25.0	47.0	R/LF123H25-2525BM	25.0	25.0	150.0	26.0	25.0	7.0	0.68	N123H2-0400-0004-TF
		32 x 25	13.0	34.0	R/LF123H13-3225BM	25.0	32.0	170.0	26.0	32.0	4.5	1.05	N123H2-0400-0004-TF
		32 x 25	25.0	47.0	R/LF123H25-3225BM	25.0	32.0	170.0	26.0	32.0	7.0	0.97	N123H2-0400-0004-TF
		32 x 32	13.0	34.0	R/LF123H13-3232BM	32.0	32.0	170.0	33.0	32.0	4.5	1.31	N123H2-0400-0004-TF
		32 x 32	25.0	47.0	R/LF123H25-3232BM	32.0	32.0	170.0	33.0	32.0	7.0	1.22	N123H2-0400-0004-TF
	J	20 x 20	13.0	34.0	R/LF123J13-2020BM	20.0	20.0	125.0	21.0	20.0	5.0	0.41	N123J2-0500-0002-CM
		25 x 25	13.0	34.0	R/LF123J13-2525BM	25.0	25.0	150.0	26.0	25.0	5.0	0.73	N123J2-0500-0002-CM
		25 x 25	22.0	30.0	R/LF123J22-2525B	25.0	25.0	150.0	26.0	25.0	6.0	0.70	N123J2-0500-0004-TF
		25 x 25	32.0	57.0	R/LF123J32-2525BM	25.0	25.0	150.0	26.0	25.0	7.5	0.68	N123J2-0500-0002-CM
		32 x 25	13.0	34.0	R/LF123J13-3225BM	25.0	32.0	170.0	26.0	32.0	5.0	1.05	N123J2-0500-0002-CM
		32 x 25	32.0	57.0	R/LF123J32-3225BM	25.0	32.0	170.0	26.0	32.0	7.5	0.97	N123J2-0500-0002-CM
		32 x 32	13.0	34.0	R/LF123J13-3232BM	32.0	32.0	170.0	33.0	32.0	5.0	1.32	N123J2-0500-0002-CM
		32 x 32	32.0	57.0	R/LF123J32-3232BM	32.0	32.0	170.0	33.0	32.0	7.5	1.21	N123J2-0500-0002-CM

SSC = Moet overeenkomen met SSC op wisselplaat.

R = Rechts, L = Links


B4


F2


E1



H36


H35



H18

CoroCut® 1-2 schachtgereedschap voor afsteken en groefsteken

Schroefbevestiging



NF123..B

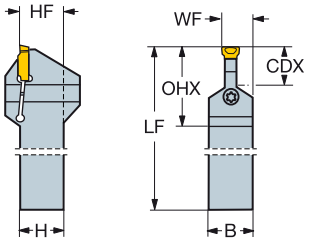

R/LF123..B

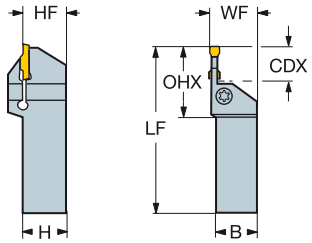

	SSC	CZC_{MS}	CDX	OHX	Bestelnummer	Afmetingen, mm B	H	LF	WF	HF	NM	KG	MIID
	K	25 x 25	16.0	39.0	**R/LF123K16-2525BM**	25.0	25.0	150.0	26.0	25.0	5.5	0.74	N123K2-0600-0004-TF
		25 x 25	32.0	58.0	**R/LF123K32-2525BM**	25.0	25.0	150.0	26.0	25.0	7.5	0.69	N123K2-0600-0004-TF
		32 x 25	16.0	39.0	**R/LF123K16-3225BM**	25.0	32.0	170.0	26.0	32.0	5.5	1.03	N123K2-0600-0004-TF
		32 x 25	32.0	58.0	**R/LF123K32-3225BM**	25.0	32.0	170.0	26.0	32.0	7.5	0.96	N123K2-0600-0004-TF
		32 x 32	16.0	39.0	**R/LF123K16-3232BM**	32.0	32.0	170.0	33.0	32.0	5.5	1.29	N123K2-0600-0004-TF
		32 x 32	32.0	58.0	**R/LF123K32-3232BM**	32.0	32.0	170.0	33.0	32.0	7.5	1.21	N123K2-0600-0004-TF
	L	25 x 25	16.0	41.0	**R/LF123L16-2525BM**	25.0	25.0	150.0	26.0	25.0	6.5	0.74	N123L2-0800-0008-TF
		25 x 25	25.0	52.0	**R/LF123L25-2525BM**	25.0	25.0	150.0	26.0	25.0	7.0	0.74	N123L2-0800-0008-TF
		32 x 25	25.0	52.0	**R/LF123L25-3225BM**	25.0	32.0	170.0	26.0	32.0	7.0	1.01	N123L2-0800-0008-TF
		32 x 25	32.0	60.0	**R/LF123L32-3225BM**	25.0	32.0	170.0	26.0	32.0	7.5	0.97	N123L2-0800-0008-TF
		32 x 32	32.0	60.0	**R/LF123L32-3232BM**	32.0	32.0	170.0	33.0	32.0	7.5	1.20	N123L2-0800-0008-TF
	M	32 x 32	32.0	63.9	**R/LF123M32-3232B**	32.0	32.0	250.0	34.0	32.0	9.0	2.13	N123M1-1100-0008-GM
		40 x 40	32.0	63.9	**R/LF123M32-4040B**	40.0	40.0	250.0	42.0	40.0	9.0	3.14	N123M1-1100-0008-GM
		40 x 40	50.0	63.9	**R/LF123M50-4040B**	40.0	40.0	250.0	42.0	40.0	4.5	2.78	N123M1-1100-0008-GM
	R	32 x 32	32.0	71.3	**R/LF123R32-3232B**	32.0	32.0	250.0	34.5	32.0	10.0	2.13	N123R1-1500-0010-GR
		40 x 40	32.0	71.3	**R/LF123R32-4040B**	40.0	40.0	250.0	42.5	40.0	10.0	3.15	N123R1-1500-0010-GR
		40 x 40	50.0	71.3	**R/LF123R50-4040B**	40.0	40.0	250.0	42.5	40.0	4.5	2.76	N123R1-1500-0010-GR
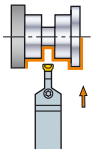	M	40 x 40	32.0	63.9	**NF123M32-4040B**	40.0	40.0	250.0	25.7	40.0	9.0	3.00	N123M1-1100-0008-GM
	R	40 x 40	32.0	71.3	**NF123R32-4040B**	40.0	40.0	250.0	27.5	40.0	10.0	3.14	N123R1-1500-0010-GR

SSC = Moet overeenkomen met SSC op wisselplaat.

R = Rechts, L = Links

			Reserve onderdelen
SSC	CDX	CZC_{MS}	Schroef
D,E,F	8-20	16 x 16-32 x 25	3212 012-259
G,H	10-25	16 x 16	3212 012-309
G	10-20	20 x 20-32 x 32	3212 012-310
H,J,K,L	13-16	20 x 20-32 x 32	5512 044-01
J	22	25 x 25	3212 012-360
H,J,K,L,M,R	25-32	20 x 20-40 x 40	5512 044-01
M,R	50	40 x 40	5512 046-01

Ga voor de complete lijst van reserveonderdelen naar www.sandvik.coromant.com

B4 F2 E1 H36 H35 H18

CoroCut® 1-2 schachtgereedschap voor afsteken en groefsteken

Schroefbevestiging



R/LF123..B-S

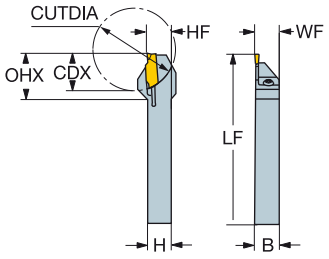

R/LF123..D

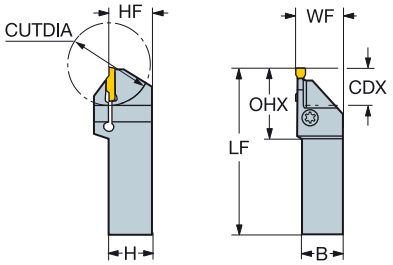

	SSC	CZC_{MS}	CDX	OHX	Bestelnummer	Afmetingen, mm B	H	LF	WF	HF	CUTDIA	NM	KG	MIID
	D	16 x 16	8.0	19.6	**RF123D08-1616B-S**	16.0	16.0	125.0	16.0	16.0	16	2.5	0.26	N123D2-0150-0002-CM
		16 x 16	17.0	28.6	**RF123D17-1616B-S**	16.0	16.0	125.0	16.0	16.0	34	2.5	0.24	N123D2-0150-0002-CM
	E	16 x 16	17.0	28.6	**R/LF123E17-1616B-S**	16.0	16.0	125.0	16.0	16.0	34	2.5	0.24	N123E2-0200-0002-CM
		16 x 16	11.0	22.6	**RF123E11-1616B-S**	16.0	16.0	125.0	16.0	16.0	22	2.5	0.25	N123E2-0200-0002-CM
	F	16 x 16	17.0	28.6	**R/LF123F17-1616B-S**	16.0	16.0	125.0	16.0	16.0	34	2.5	0.24	N123F2-0250-0002-CM
	G	16 x 16	17.0	28.6	**R/LF123G17-1616B-S**	16.0	16.0	125.0	16.0	16.0	34	3.0	0.24	N123G2-0300-0003-TF
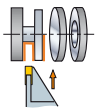	E	20 x 20	17.0	35.5	**R/LF123E17-2020D**	20.0	20.0	125.0	20.5	20.0	42	4.0	0.40	N123E2-0200-0002-CM
	F	20 x 20	17.0	22.4	**R/LF123F17-2020D**	20.0	20.0	125.0	20.5	20.0	42	4.0	0.40	N123F2-0250-0002-CM
		25 x 25	17.0	22.4	**R/LF123F17-2525D**	25.0	25.0	150.0	25.5	25.0	42	4.0	0.71	N123F2-0250-0002-CM
	G	20 x 20	22.0	43.0	**R/LF123G22-2020D**	20.0	20.0	125.0	20.6	20.0	44	5.0	0.40	N123G2-0300-0003-TF
		25 x 25	22.0	43.0	**R/LF123G22-2525D**	25.0	25.0	150.0	25.6	25.0	44	5.0	0.69	N123G2-0300-0003-TF
	H	20 x 20	22.0	44.0	**R/LF123H22-2020D**	20.0	20.0	125.0	20.6	20.0	52	6.0	0.40	N123H2-0400-0004-TF
		25 x 25	22.0	44.0	**R/LF123H22-2525D**	25.0	25.0	150.0	25.6	25.0	52	6.0	0.71	N123H2-0400-0004-TF

SSC = Moet overeenkomen met SSC op wisselplaat. R = Rechts, L = Links

		Reserve onderdelen
SSC	CZC_{MS}	Schroef
D	16 x 16	5513 021-04
E	16 x 16	5513 021-04
E	20 x 20	3212 012-259
F	16 x 16	5513 021-04
F	20 x 20-25 x 25	3212 012-259
G	16 x 16	5513 021-04
G	20 x 20-25 x 25	3212 012-310
H	20 x 20-25 x 25	5512 044-01

Ga voor de complete lijst van reserveonderdelen naar www.sandvik.coromant.com

B4 F2 E1 H36 H35 H18

CoroCut® 1-2 QS schachtgereedschap voor afsteken en groefsteken

Veerblokkeringsuitvoering

Precisie koelmiddeltoevoer



QS-R/LF123..C..E

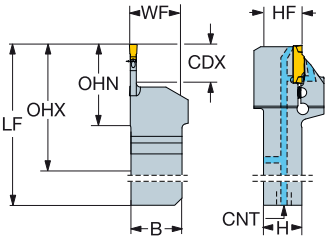

QS-R/LF123..C..F

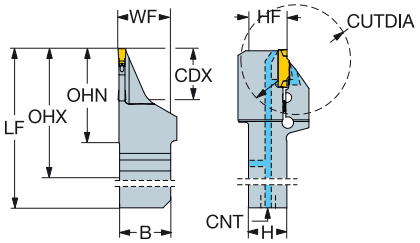

	SSC	CZC_{MS}	CDX	OHX	OHN	CNSC	Bestelnummer	Afmetingen, mm B	H	LF	WF	HF	CUTDIA	CNT	BAR	KG	MIID
	E	20 x 20	20.0	62.7	37.7	3	**QS-R/LF123E20C2020F**	20.0	20.0	106.7	20.5	20.0	40	G 1/8-28	150	0.38	N123E2-0200-0002-CM
		25 x 25	15.0	57.1	32.1	3	QS-R/LF123E15C2525E	25.0	25.0	116.1	25.5	25.0		G 1/8-28	150	0.55	N123E2-0200-0002-CM
	F	20 x 20	20.0	62.7	37.7	3	**QS-R/LF123F20C2020F**	20.0	20.0	106.7	20.5	20.0	40	G 1/8-28	150	0.38	N123F2-0250-0002-CM
		25 x 25	20.0	62.1	37.1	3	QS-R/LF123F20C2525E	25.0	25.0	121.1	25.5	25.0		G 1/8-28	150	0.58	N123F2-0250-0002-CM
	G	20 x 20	15.0	57.7	32.7	3	**QS-R/LF123G15C2020E**	20.0	20.0	101.7	22.6	20.0		G 1/8-28	150	0.37	N123G2-0300-0003-TF
		20 x 20	20.0	62.7	37.7	3	**QS-R/LF123G20C2020F**	20.0	20.0	106.7	20.5	20.0	40	G 1/8-28	150	0.38	N123G2-0300-0003-TF
		25 x 25	15.0	57.1	32.1	3	QS-R/LF123G15C2525E	25.0	25.0	116.1	25.5	25.0		G 1/8-28	150	0.56	N123G2-0300-0003-TF
		25 x 25	20.0	62.1	37.1	3	QS-R/LF123G20C2525E	25.0	25.0	121.1	25.5	25.0		G 1/8-28	150	0.58	N123G2-0300-0003-TF
	H	20 x 20	20.0	62.7	37.7	3	**QS-R/LF123H20C2020E**	20.0	20.0	106.7	24.0	20.0		G 1/8-28	150	0.39	N123H2-0400-0004-TF
		20 x 20	25.0	67.7	42.7	3	**QS-R/LF123H25C2020F**	20.0	20.0	111.7	20.5	20.0	50	G 1/8-28	150	0.40	N123H2-0400-0004-TF
		25 x 25	20.0	61.8	36.8	3	**QS-R/LF123H20C2525E**	25.0	25.0	120.8	25.5	25.0		G 1/8-28	150	0.59	N123H2-0400-0004-TF
		25 x 25	25.0	66.8	41.8	3	QS-R/LF123H25C2525E	25.0	25.0	125.8	25.5	25.0		G 1/8-28	150	0.60	N123H2-0400-0004-TF
	J	20 x 20	20.0	62.7	37.7	3	**QS-R/LF123J20C2020E**	20.0	20.0	106.7	24.5	20.0		G 1/8-28	150	0.40	N123J2-0500-0004-TF
		25 x 25	25.0	66.8	41.8	3	QS-R/LF123J25C2525E	25.0	25.0	125.8	25.5	25.0		G 1/8-28	150	0.61	N123J2-0500-0004-TF
	K	25 x 25	25.0	66.8	41.8	3	**QS-R/LF123K25C2525E**	25.0	25.0	125.8	25.5	25.0		G 1/8-28	150	0.62	N123K2-0600-0004-TF
	L	25 x 25	32.0	73.2	48.2	3	**QS-R/LF123L32C2525E**	25.0	25.0	132.2	25.5	25.0		G 1/8-28	150	0.65	N123L2-0800-0008-TF
	M	25 x 25	32.0	74.2	49.2	3	**QS-R/LF123M32C2525E**	25.0	25.0	133.2	26.0	25.0		G 1/8-28	150	0.68	N123M2-1000-0008-GM

SSC = Moet overeenkomen met SSC op wisselplaat. R = Rechts, L = Links

Reserve onderdelen	
Plug	Plug
3214 013-01	3214 012-01

Ga voor de complete lijst van reserveonderdelen naar www.sandvik.coromant.com

B4 F2 E1 G1 H36 H35 H18 H5

CoroCut® 1-2 blad voor afsteken

Veerblokkeringsuitvoering



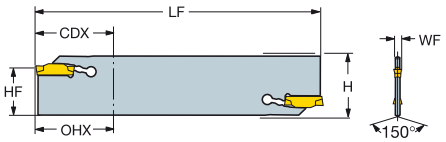

Tweezijdig steekblad

	SSC	CZC_{MS}	CDX	OHX	Bestelnummer	Afmetingen, mm H	LF	WF	HF	KG	MIID
	F	21	30.0	30.0	N123F30-21A2	25.9	110.0	2.3	21.4	0.05	N123F2-0250-0002-CM
		25	55.0	55.0	N123F55-25A2	31.9	150.0	2.3	25.0	0.09	N123F2-0250-0002-CM
	G	21	30.0	30.0	N123G30-21A2	25.9	110.0	2.7	21.4	0.06	N123G2-0300-0003-TF
		25	55.0	55.0	N123G55-25A2	31.9	150.0	2.3	25.0	0.10	N123G2-0300-0003-TF
	H	25	55.0	55.0	N123H55-25A2	31.9	150.0	3.7	25.0	0.13	N123H2-0400-0004-TF
	J	25	55.0	55.0	N123J55-25A2	31.9	150.0	4.8	25.0	0.16	N123J2-0500-0002-CM
	K	25	55.0	55.0	N123K55-25A2	31.9	150.0	5.8	25.0	0.18	N123K2-0600-0004-CR



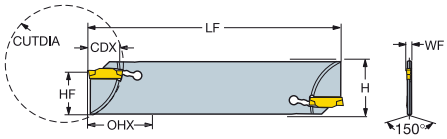

Tweezijdig afsteekblad met gebogen versterking

	SSC	CZC_{MS}	CDX	OHX	Bestelnummer	Afmetingen, mm H	LF	WF	HF	CUTDIA	KG	MIID
	D	21	15.0	30.0	N123D15-21A2	25.9	110.0	1.3	21.4	30	0.05	N123D2-0150-0002-CM
	E	21	15.0	30.0	N123E15-21A2	25.9	110.0	1.8	21.4	30	0.05	N123E2-0200-0002-CM



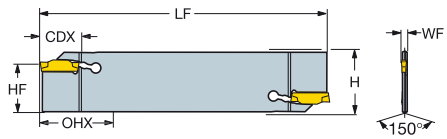

Tweezijdig steekblad met rechte versterking

	SSC	CZC_{MS}	CDX	OHX	Bestelnummer	Afmetingen, mm H	LF	WF	HF	KG	MIID
	D	25	15.0	55.0	N123D15-25A2	31.9	150.0	1.3	25.0	0.08	N123D2-0150-0002-CM
	E	25	20.0	55.0	N123E20-25A2	31.9	150.0	1.8	25.0	0.07	N123E2-0200-0002-CM

SSC = Moet overeenkomen met SSC op wisselplaat.
Ga voor reserveonderdelen naar www.sandvik.coromant.com

N = neutraal

B4 F2 E1 H36 H35 H18

CoroCut® 1-2 blad voor afsteken

Klemschroef ontwerp



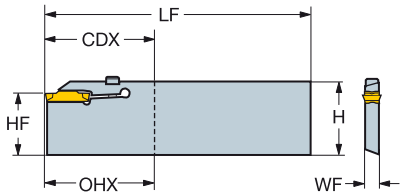

Steekblad met één zitting

	SSC	CZC_{MS}	CDX	OHX	OHN	Bestelnummer	Afmetingen, mm H	LF	WF	HF	NM	KG	MIID
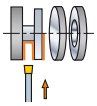	M	45R	100.0	100.0	73.0	**R/LF123M100-45B1**	52.5	250.0	9.6	45.0	4.5	0.90	N123M1-1100-0008-GM
		93R	120.0	120.0	83.0	**R/LF123M120-93B1**	101.6	300.0	9.6	93.5	4.5	2.34	N123M1-1100-0008-GM
	R	93R	120.0	120.0	83.0	**R/LF123R120-93B1**	101.6	300.0	13.1	93.5	4.5	2.92	N123R1-1500-0010-GR



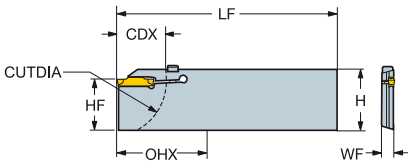

Enkelzijdig afsteekblad met gebogen versterking

	SSC	CZC_{MS}	CDX	OHX	Bestelnummer	Afmetingen, mm H	LF	WF	HF	CUTDIA	NM	KG	MIID
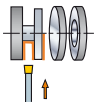	E	21R	20.0	45.0	**R/LF123E20-21B1**	25.9	110.0	1.8	21.4	40	3.3	0.17	N123E2-0200-0002-CM
		25R	25.0	45.0	**R/LF123E25-25B1**	31.9	150.0	1.8	25.0	50	3.3	0.27	N123E2-0200-0002-CM
	F	21R	25.0	45.0	**R/LF123F25-21B1**	25.9	110.0	2.3	21.4	50	3.3	0.17	N123F2-0250-0002-CM
		25R	25.0	45.0	**R/LF123F25-25B1**	31.9	150.0	2.3	25.0	50	3.6	0.24	N123F2-0250-0002-CM
	G	21R	30.0	51.0	**R/LF123G30-21B1**	25.9	110.0	2.7	21.4	60	4.5	0.17	N123G2-0300-0003-TF
		25R	25.0	45.0	**R/LF123G25-25B1**	31.9	150.0	2.7	25.0	50	4.5	0.28	N123G2-0300-0003-TF
		25R	33.0	54.0	**R/LF123G33-25B1**	31.9	150.0	2.7	25.0	66	4.5	0.27	N123G2-0300-0003-TF
	H	25R	32.0	51.0	**R/LF123H32-25B1**	31.9	150.0	3.7	25.0	64	4.9	0.28	N123H2-0400-0004-TF

SSC = Moet overeenkomen met SSC op wisselplaat. R = Rechts, L = Links

	Reserve onderdelen
SSC	CZC_{MS}	Spanschroef
E	21L-25R	3212 012-259
F	21L-25R	3212 012-259
G	21L-25R	3212 012-259
H	25L-25R	3212 012-259
M	45L-93R	5512 046-01
R	93L-93R	3212 012-311

Ga voor de complete lijst van reserveonderdelen naar www.sandvik.coromant.com

B4 F2 E1 H36 H35 H18

CoroCut® 1-2 schachtgereedschap ondiep groefsteken

Klemschroef ontwerp



R/LF123..C

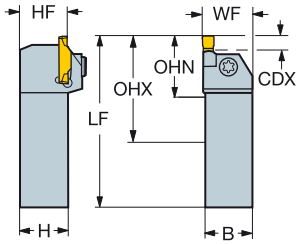

R/LG123..C

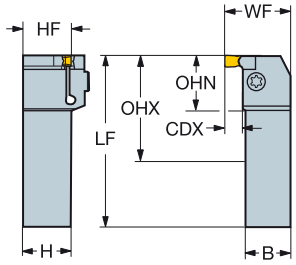

	SSC	CZC_{MS}	CDX	CDX_1	CDX_2	OHX	OHN	Bestelnummer	Afmetingen, mm B	H	LF	WF	HF	NM	KG	MIID
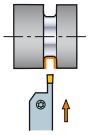	G	16 x 16		7.0	3.5	43.0	27.0	**R/LF123G07-1616C**	16.0	16.0	125.0	17.0	16.0	3.5	0.27	N123G2-0300-0003-TF
		20 x 20		7.0	3.5	47.0	27.0	**R/LF123G07-2020C**	20.0	20.0	125.0	21.0	20.0	3.5	0.41	N123G2-0300-0003-TF
		25 x 25		7.0	3.5	52.0	27.0	**R/LF123G07-2525C**	25.0	25.0	150.0	26.0	25.0	3.5	0.74	N123G2-0300-0003-TF
	K	20 x 20		8.0	4.5	50.0	30.0	**R/LF123K08-2020C**	20.0	20.0	125.0	21.0	20.0	4.5	0.42	N123K2-0600-0004-TF
		25 x 25		8.0	4.5	55.0	30.0	**R/LF123K08-2525CM**	25.0	25.0	150.0	26.0	25.0	4.5	0.75	N123K2-0600-0004-TF
	G	16 x 16		7.0	3.5	39.5	23.5	**R/LG123G07-1616C**	16.0	16.0	125.0	25.0	16.0	3.5	0.30	N123G2-0300-0003-TF
		20 x 20		7.0	3.5	43.5	23.5	**R/LG123G07-2020C**	20.0	20.0	125.0	29.0	20.0	3.5	0.44	N123G2-0300-0003-TF
		25 x 25		7.0	3.5	48.5	23.5	**R/LG123G07-2525C**	25.0	25.0	150.0	34.0	25.0	3.5	0.78	N123G2-0300-0003-TF
	K	20 x 20	8.0			28.7		**R/LG123K08-2020C**	20.0	20.0	125.0	30.0	20.0	4.5	0.45	N123K2-0600-0004-TF
		25 x 25		8.0	4.5	54.0	29.0	**R/LG123K08-2525CM**	25.0	25.0	150.0	34.0	25.0	4.5	0.80	N123K2-0600-0004-TF

SSC = Moet overeenkomen met SSC op wisselplaat. R = Rechts, L = Links

Ondiepe groefsteekopnames kunnen diverse wisselplaatafmetingen bevatten. Opname met SSC G kan wisselplaat E, F en G bevatten. Opnames met SSC K kan wisselplaten met SSC H, J en K bevatten.

Eerste snedediameter bij kopsteken

Houder zittinggrootte	Zittinggrootte wisselplaat	Diameter eerste snede Min. – Max. mm	Max. snedediepte mm	Diameters eerste snede 123-GM, -TF, -CM, -RM, -TM
G	E	100 – ∞	3.5	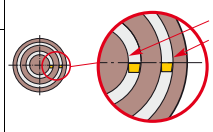
	F	83 – ∞	3.5	
	G	57 – ∞	3.5	
K	H	46 – ∞	4.5	
	J	46 – ∞	4.5	
	K	46 – ∞	4.5	

	Reserve onderdelen
Bestelnummer	Schroef
R/LF123G07-1616C	3212 012-309
R/LG123G07-1616C	3212 012-310
R/LF123G07-2020C	3212 012-310
R/LG123G07-2020C	3212 012-310
R/LF123G07-2525C	3212 012-310
R/LG123G07-2525C	3212 012-310
R/LF123K08-2020C	3212 012-360
R/LG123K08-2020C	3212 012-360
R/LF123K08-2525CM	5512 044-01
R/LG123K08-2525CM	5512 044-01

Ga voor de complete lijst van reserveonderdelen naar www.sandvik.coromant.com

B4 F2 E1 H36 H35 H18

CoroCut® 1-2 groefsteekkop

Klemschroef ontwerp

CoroTurn® SL inwendige koelmiddeltoevoer



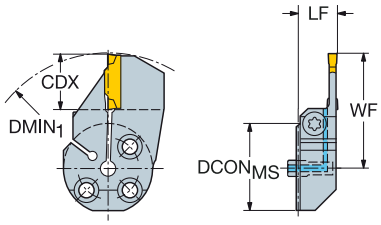

	SSC	CZC_{MS}	CDX	$DMIN_1$	OHX	CNSC	Bestelnummer	Afmetingen, mm $DCON_{MS}$	LF	WF	BAR	NM	KG	MIID
	D	25	12.0	145.0	13.3	1	**570-25R/L123D12B**	25	14.0	30.9	10	2.0	0.08	N123D2-0150-0002-CM
		32	12.0	145.0	13.3	1	**570-32R/L123D12B**	32	14.0	34.4	10	2.0	0.11	N123D2-0150-0002-CM
	E	25	15.0	139.0	13.0	1	**570-25R/L123E15B**	25	14.0	33.9	10	2.0	0.08	N123E2-0200- GM
		32	15.0	139.0	13.0	1	**570-32R/L123E15B**	32	14.0	37.4	10	2.0	0.11	N123E2-0200- GM
	F	25	15.0	143.0	12.8	1	**570-25R/L123F15B**	25	14.0	33.9	10	2.0	0.08	N123F2-0250- GM
		32	15.0	139.0	12.8	1	**570-32R/L123F15B**	32	14.0	37.4	10	2.0	0.12	N123F2-0250- GM
	G	25	18.0	147.0	12.5	1	**570-25R/L123G18B**	25	14.0	37.6	10	3.0	0.09	N123G2-0300- GM
		32	18.0	147.0	12.5	1	**570-32R/L123G18B**	32	14.0	41.1	10	3.0	0.13	N123G2-0300- GM
		40	18.0	147.0	12.5	1	**570-40R/L123G18B**	40	14.0	45.1	10	3.0	0.17	N123G2-0300- GM
	H	32	23.0	95.0	16.0	1	**570-32R/L123H23B**	32	18.0	46.1	10	3.0	0.16	N123H2-0400- GM
		40	23.0	95.0	16.0	1	**570-40R/L123H23B**	40	18.0	50.1	10	3.0	0.09	N123H2-0400- GM
	J	32	18.0	95.0	15.5	1	**570-32R/L123J18B**	32	18.0	41.1	10	4.0	0.14	N123J2-0500- GM
		40	18.0	95.0	15.5	1	**570-40R/L123J18B**	40	18.0	45.1	10	3.0	0.21	N123J2-0500- GM
	K	40	18.0	95.0	15.0	1	**570-40R/L123K18B**	40	18.0	45.1	10	4.0	0.21	N123K2-0600-GM

SSC = Moet overeenkomen met SSC op wisselplaat. R = Rechts, L = Links

		Reserve onderdelen	
SSC	CZC_{MS}	Schroef	Koelvloeistofbuis
D	25	3212 012-259	5691 041-01
D	32	3212 012-260	5691 041-01
E	25	3212 012-259	5691 041-01
E	32	3212 012-260	5691 041-01
F	25	3212 012-259	5691 041-01
F	32	3212 012-260	5691 041-01
G	25	3212 012-309	5691 041-01
G	32	3212 012-310	5691 041-01
G	40	3212 012-311	5691 041-01
H	32	3212 012-310	5691 041-02
H	40	3212 012-311	5691 041-02
J	32	3212 012-310	5691 041-02
J	40	3212 012-311	5691 041-02
K	40	3212 012-311	5691 041-02

Ga voor de complete lijst van reserveonderdelen naar www.sandvik.coromant.com

B4 F2 H36 H35 H5 H2

CoroCut® 1-2 groefsteekkop

Klemschroef ontwerp

CoroTurn® SL inwendige koelmiddeltoevoer



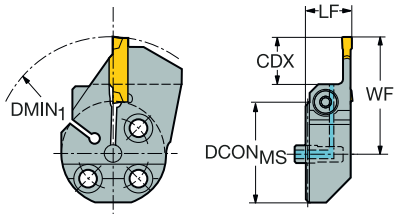

	SSC	CZC_{MS}	CDX	$DMIN_1$	OHX	CNSC	Bestelnummer	Afmetingen, mm $DCON_{MS}$	LF	WF	BAR	NM	KG	MIID
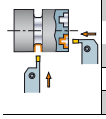	G	25	13.0	147.0	12.5	1	**570-25R/L123G13C**	25	14.0	32.6	10	3.0	0.08	N123G2-0300-0003-TF
		32	13.0	147.0	12.5	1	**570-32R/L123G13C**	32	14.0	36.1	10	2.5	0.11	N123G2-0300-0003-TF
		40	12.0	147.0	12.5	1	**570-40R/L123G12C**	40	14.0	39.1	10	2.0	0.16	N123G2-0300-0003-TF
	J	32	18.0	88.0	15.5	1	**570-32R/L123J18C**	32	14.0	41.1	10	3.0	0.14	N123J2-0500-0002-CM
	K	40	17.0	92.0	15.0	1	**570-40R/L123K17C**	40	18.0	44.1	10	2.5	0.21	N123K2-0600-0004-TF

SSC = Moet overeenkomen met SSC op wisselplaat. R = Rechts, L = Links

		Reserve onderdelen		
SSC	CZC_{MS}	Schroef	Spuitmond	Geleidebus
G	25	3212 012-309		
G	32	3212 012-310		
G	40	3212 012-311		
J	32	3212 012-310		
K	40	3212 012-311		
M	70	3212 010-314	5691 026-23	5552 058-04
R	70	3212 010-365	5691 026-23	5552 058-04

Ga voor de complete lijst van reserveonderdelen naar www.sandvik.coromant.com

B4 H2 H36 H35 H5 H2

CoroCut® 1-2 kop snij-unit voor kopsteken

Veerblokkeringsuitvoering

Coromant Capto® - Precisie koelmiddeltoevoer



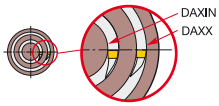

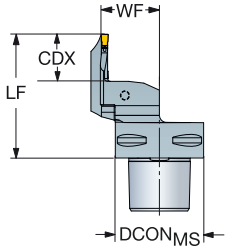

Vorm B

	SSC	CZC_{MS}	CDX	DAXIN	DAXX	CNSC	Bestelnummer	Afmetingen, mm $DCON_{MS}$	LF	WF	BAR	KG	MIID
	G	C4	20.0	42.0	60.0	3	C4-R/LF123G20CE-042B	40	65.0	27.0	150	0.56	N123G2-0300-0003-TF
		C4	20.0	54.0	75.0	3	C4-R/LF123G20CE-054B	40	65.0	27.0	150	0.55	N123G2-0300-0003-TF
		C4	20.0	67.0	100.0	3	C4-R/LF123G20CE-067B	40	65.0	27.0	150	0.55	N123G2-0300-0003-TF
		C4	20.0	90.0	160.0	3	C4-R/LF123G20CE-090B	40	65.0	27.0	150	0.55	N123G2-0300-0003-TF
	H	C4	25.0	64.0	100.0	3	C4-R/LF123H25CE-064B	40	70.0	27.0	150	0.56	N123H2-0400-0004-TF
		C4	25.0	92.0	140.0	3	C4-R/LF123H25CE-092B	40	70.0	27.0	150	0.56	N123H2-0400-0004-TF
		C4	25.0	132.0	230.0	3	C4-R/LF123H25CE-132B	40	70.0	27.0	150	0.55	N123H2-0400-0004-TF
		C5	25.0	64.0	100.0	3	C5-R/LF123H25CE-064B	50	70.0	33.0	150	0.79	N123H2-0400-0004-TF
		C5	25.0	92.0	140.0	3	C5-R/LF123H25CE-092B	50	70.0	33.0	150	0.79	N123H2-0400-0004-TF
		C5	25.0	132.0	230.0	3	C5-R/LF123H25CE-132B	50	70.0	33.0	150	0.78	N123H2-0400-0004-TF
		C5	25.0	220.0	500.0	3	C5-R/LF123H25CE-220B	50	70.0	33.0	150	0.78	N123H2-0400-0004-TF
		C5	25.0	300.0	2000.0	3	C5-R/LF123H25CE-300B	50	70.0	33.0	150	0.78	N123H2-0400-0004-TF
		C6	25.0	64.0	100.0	3	C6-R/LF123H25CE-064B	63	70.0	39.0	150	1.17	N123H2-0400-0004-TF
		C6	25.0	92.0	140.0	3	C6-R/LF123H25CE-092B	63	70.0	39.0	150	1.17	N123H2-0400-0004-TF
		C6	25.0	132.0	230.0	3	C6-R/LF123H25CE-132B	63	70.0	39.0	150	1.16	N123H2-0400-0004-TF
		C6	25.0	220.0	500.0	3	C6-R/LF123H25CE-220B	63	70.0	39.0	150	1.16	N123H2-0400-0004-TF
		C6	25.0	300.0	2000.0	3	C6-R/LF123H25CE-300B	63	70.0	39.0	150	1.15	N123H2-0400-0004-TF
	J	C4	20.0	40.0	70.0	3	C4-R/LF123J20CE-040B	40	65.0	27.0	150	0.57	N123J2-0500-0004-TF
		C4	25.0	60.0	95.0	3	C4-R/LF123J25CE-060B	40	70.0	27.0	150	0.57	N123J2-0500-0004-TF
		C4	25.0	85.0	130.0	3	C4-R/LF123J25CE-085B	40	70.0	27.0	150	0.57	N123J2-0500-0004-TF
		C4	25.0	120.0	180.0	3	C4-R/LF123J25CE-120B	40	70.0	27.0	150	0.57	N123J2-0500-0004-TF
		C5	20.0	40.0	70.0	3	C5-R/LF123J20CE-040B	50	65.0	33.0	150	0.80	N123J2-0500-0004-TF
		C5	25.0	60.0	95.0	3	C5-R/LF123J25CE-060B	50	70.0	33.0	150	0.64	N123J2-0500-0004-TF
		C5	25.0	85.0	130.0	3	C5-R/LF123J25CE-085B	50	70.0	33.0	150	0.80	N123J2-0500-0004-TF
		C5	25.0	120.0	180.0	3	C5-R/LF123J25CE-120B	50	70.0	33.0	150	0.63	N123J2-0500-0004-TF
		C5	25.0	175.0	500.0	3	C5-R/LF123J25CE-175B	50	70.0	33.0	150	0.75	N123J2-0500-0004-TF
		C6	20.0	40.0	70.0	3	C6-R/LF123J20CE-040B	63	65.0	39.0	150	1.22	N123J2-0500-0004-TF
		C6	25.0	60.0	95.0	3	C6-R/LF123J25CE-060B	63	70.0	39.0	150	1.22	N123J2-0500-0004-TF
		C6	25.0	85.0	130.0	3	C6-R/LF123J25CE-085B	63	70.0	39.0	150	1.22	N123J2-0500-0004-TF
		C6	25.0	120.0	180.0	3	C6-R/LF123J25CE-120B	63	70.0	39.0	150	1.21	N123J2-0500-0004-TF
		C6	25.0	175.0	500.0	3	C6-R/LF123J25CE-175B	63	70.0	39.0	150	1.17	N123J2-0500-0004-TF
	K	C5	20.0	40.0	70.0	3	C5-R/LF123K20CE-040B	50	65.0	33.0	150	0.64	N123K2-0600-0004-TF
		C5	25.0	58.0	100.0	3	C5-R/LF123K25CE-058B	50	70.0	33.0	150	0.81	N123K2-0600-0004-TF
		C5	25.0	88.0	180.0	3	C5-R/LF123K25CE-088B	50	70.0	33.0	150	0.63	N123K2-0600-0004-TF
		C5	25.0	168.0	400.0	3	C5-R/LF123K25CE-168B	50	70.0	33.0	150	0.76	N123K2-0600-0004-TF
		C5	25.0	220.0	1000.0	3	C5-R/LF123K25CE-220B	50	70.0	33.0	150	0.63	N123K2-0600-0004-TF
		C6	20.0	40.0	70.0	3	C6-R/LF123K20CE-040B	63	65.0	39.0	150	1.03	N123K2-0600-0004-TF
		C6	25.0	58.0	100.0	3	C6-R/LF123K25CE-058B	63	70.0	39.0	150	1.23	N123K2-0600-0004-TF
		C6	25.0	88.0	180.0	3	C6-R/LF123K25CE-088B	63	70.0	39.0	150	1.18	N123K2-0600-0004-TF
		C6	25.0	168.0	400.0	3	C6-R/LF123K25CE-168B	63	70.0	39.0	150	1.18	N123K2-0600-0004-TF
		C6	25.0	220.0	1000.0	3	C6-R/LF123K25CE-220B	63	70.0	39.0	150	1.18	N123K2-0600-0004-TF
	L	C6	25.0	50.0	80.0	3	C6-R/LF123L25CE-050B	63	70.0	39.0	150	1.03	N123L2-0800-0008-TF
		C6	28.0	75.0	150.0	3	C6-R/LF123L28CE-075B	63	73.0	39.0	150	1.20	N123L2-0800-0008-TF
		C6	28.0	140.0	400.0	3	C6-R/LF123L28CE-140B	63	73.0	39.0	150	1.18	N123L2-0800-0008-TF

SSC = Moet overeenkomen met SSC op wisselplaat.

R = Rechts, L = Links

Ga voor reserveonderdelen naar www.sandvik.coromant.com

B4 F2 E1 G1 H36 H35 H18 H5

SANDVIK Coromant

CoroCut® 1-2 schachtgereedschap voor kopsteken

Schroefbevestiging



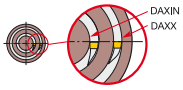

R/LF123..B..B

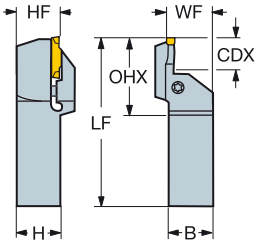

R/LG123..BM

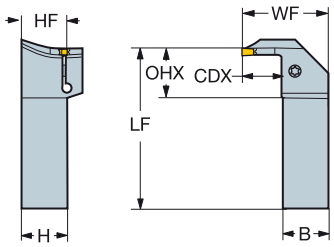

Vorm B

	SSC	CZC_{MS}	CDX	DAXIN	DAXX	OHX	Bestelnummer	Afmetingen, mm B	H	LPR	LF	WF	HF	NM	KG	MIID
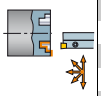	G	20 x 20	12.0	34.0	44.0	32.0	R/LF123G12-2020B-034B	20.0	20.0		125.0	21.0	20.0	2.1	0.41	N123G2-0300-0003-TF
		20 x 20	12.0	38.0	48.0	32.0	R/LF123G12-2020B-038B	20.0	20.0		125.0	21.0	20.0	2.1	0.40	N123G2-0300-0003-TF
		20 x 20	13.0	42.0	60.0	33.0	R/LF123G13-2020B-042B	20.0	20.0		125.0	21.0	20.0	2.2	0.40	N123G2-0300-0003-TF
		20 x 20	13.0	54.0	75.0	33.0	R/LF123G13-2020B-054B	20.0	20.0		125.0	21.0	20.0	2.3	0.40	N123G2-0300-0003-TF
		20 x 20	13.0	67.0	100.0	33.0	R/LF123G13-2020B-067B	20.0	20.0		125.0	21.0	20.0	2.6	0.40	N123G2-0300-0003-TF
		20 x 20	13.0	90.0	160.0	33.0	R/LF123G13-2020B-090B	20.0	20.0		125.0	21.0	20.0	2.9	0.40	N123G2-0300-0003-TF
		20 x 20	13.0	130.0	300.0	33.0	R/LF123G13-2020B-130B	20.0	20.0		125.0	21.0	20.0	3.1	0.40	N123G2-0300-0003-TF
		25 x 25	12.0	34.0	44.0	32.0	R/LF123G12-2525B-034B	25.0	25.0		150.0	26.0	25.0	2.1	0.73	N123G2-0300-0003-TF
		25 x 25	12.0	38.0	48.0	32.0	R/LF123G12-2525B-038B	25.0	25.0		150.0	26.0	25.0	2.1	0.73	N123G2-0300-0003-TF
	H	20 x 20	13.0	40.0	60.0	34.0	R/LF123H13-2020B-040BM	20.0	20.0		125.0	21.0	20.0	2.8	0.41	N123H2-0400-0004-TF
		20 x 20	13.0	52.0	72.0	34.0	R/LF123H13-2020B-052BM	20.0	20.0		125.0	21.0	20.0	3.0	0.41	N123H2-0400-0004-TF
		20 x 20	13.0	64.0	100.0	34.0	R/LF123H13-2020B-064BM	20.0	20.0		125.0	21.0	20.0	3.2	0.41	N123H2-0400-0004-TF
		20 x 20	13.0	92.0	140.0	34.0	R/LF123H13-2020B-092BM	20.0	20.0		125.0	21.0	20.0	3.7	0.41	N123H2-0400-0004-TF
		20 x 20	13.0	132.0	230.0	34.0	R/LF123H13-2020B-132BM	20.0	20.0		125.0	21.0	20.0	4.0	0.41	N123H2-0400-0004-TF
		20 x 20	13.0	220.0	500.0	34.0	R/LF123H13-2020B-220BM	20.0	20.0		125.0	21.0	20.0	4.3	0.41	N123H2-0400-0004-TF
		25 x 25	13.0	40.0	60.0	34.0	R/LF123H13-2525B-040BM	25.0	25.0		150.0	26.0	25.0	2.8	0.74	N123H2-0400-0004-TF
		25 x 25	13.0	52.0	72.0	34.0	R/LF123H13-2525B-052BM	25.0	25.0		150.0	26.0	25.0	3.0	0.74	N123H2-0400-0004-TF
		25 x 25	13.0	64.0	100.0	34.0	R/LF123H13-2525B-064BM	25.0	25.0		150.0	26.0	25.0	3.2	0.73	N123H2-0400-0004-TF
		25 x 25	13.0	92.0	140.0	34.0	R/LF123H13-2525B-092BM	25.0	25.0		150.0	26.0	25.0	3.7	0.73	N123H2-0400-0004-TF
		25 x 25	13.0	132.0	230.0	34.0	R/LF123H13-2525B-132BM	25.0	25.0		150.0	26.0	25.0	4.0	0.73	N123H2-0400-0004-TF
		25 x 25	13.0	220.0	500.0	34.0	R/LF123H13-2525B-220BM	25.0	25.0		150.0	26.0	25.0	4.3	0.73	N123H2-0400-0004-TF
		25 x 25	13.0	300.0	1100.0	34.0	R/LF123H13-2525B-300BM	25.0	25.0		150.0	26.0	25.0	4.3	0.73	N123H2-0400-0004-TF
	J	25 x 25	13.0	40.0	70.0	34.0	R/LF123J13-2525B-040BM	25.0	25.0		150.0	26.0	25.0	2.8	0.73	N123J2-0500-0004-TF
		25 x 25	13.0	60.0	95.0	34.0	R/LF123J13-2525B-060BM	25.0	25.0		150.0	26.0	25.0	3.2	0.73	N123J2-0500-0004-TF
		25 x 25	13.0	85.0	130.0	34.0	R/LF123J13-2525B-085BM	25.0	25.0		150.0	26.0	25.0	3.6	0.74	N123J2-0500-0004-TF
		25 x 25	13.0	120.0	180.0	34.0	R/LF123J13-2525B-120BM	25.0	25.0		150.0	26.0	25.0	4.0	0.74	N123J2-0500-0004-TF
		25 x 25	13.0	175.0	500.0	34.0	R/LF123J13-2525B-175BM	25.0	25.0		150.0	26.0	25.0	4.0	0.73	N123J2-0500-0004-TF
	K	25 x 25	13.0	40.0	70.0	35.0	R/LF123K13-2525B-040BM	25.0	25.0		150.0	26.0	25.0	3.2	0.75	N123K2-0600-0004-TF
		25 x 25	13.0	58.0	100.0	35.0	R/LF123K13-2525B-058BM	25.0	25.0		150.0	26.0	25.0	3.5	0.73	N123K2-0600-0004-TF
		25 x 25	13.0	88.0	180.0	35.0	R/LF123K13-2525B-088BM	25.0	25.0		150.0	26.0	25.0	4.1	0.74	N123K2-0600-0004-TF
		25 x 25	13.0	168.0	400.0	35.0	R/LF123K13-2525B-168BM	25.0	25.0		150.0	26.0	25.0	4.5	0.73	N123K2-0600-0004-TF
	L	25 x 25	15.0	75.0	150.0	39.0	R/LF123L15-2525B-075BM	25.0	25.0		150.0	26.0	25.0	4.6	0.72	N123L2-0800-0008-TF
		25 x 25	15.0	140.0	400.0	39.0	R/LF123L15-2525B-140BM	25.0	25.0		150.0	26.0	25.0	5.3	0.72	N123L2-0800-0008-TF
		25 x 25	25.0	50.0	80.0	55.0	R/LF123L25-2525B-050BM	25.0	25.0		150.0	26.0	25.0	4.7	0.74	N123L2-0800-0008-TF
		25 x 25	28.0	75.0	150.0	56.0	R/LF123L28-2525B-075BM	25.0	25.0		150.0	26.0	25.0	5.8	0.73	N123L2-0800-0008-TF
		25 x 25	28.0	140.0	400.0	56.0	R/LF123L28-2525B-140BM	25.0	25.0		150.0	26.0	25.0	6.7	0.73	N123L2-0800-0008-TF
	H	25 x 25	13.0	40.0	60.0	23.9	R/LG123H13-2525B-040BM	25.0	25.0	160.5	150.0	40.0	25.0	2.8	0.85	N123H2-0400-0004-TF
		25 x 25	13.0	52.0	72.0	23.9	R/LG123H13-2525B-052BM	25.0	25.0	162.0	150.0	40.0	25.0	3.0	0.85	N123H2-0400-0004-TF
		25 x 25	13.0	64.0	100.0	23.9	R/LG123H13-2525B-064BM	25.0	25.0	158.2	150.0	40.0	25.0	3.2	0.82	N123H2-0400-0004-TF
		25 x 25	13.0	92.0	140.0	23.9	R/LG123H13-2525B-092BM	25.0	25.0	156.6	150.0	40.0	25.0	3.7	0.83	N123H2-0400-0004-TF
		25 x 25	13.0	132.0	230.0	23.9	R/LG123H13-2525B-132BM	25.0	25.0	154.5	150.0	40.0	25.0	4.0	0.82	N123H2-0400-0004-TF
		25 x 25	13.0	220.0	500.0	23.9	R/LG123H13-2525B-220BM	25.0	25.0	153.0	150.0	40.0	25.0	4.3	0.82	N123H2-0400-0004-TF
		25 x 25	13.0	300.0	1100.0	23.9	R/LG123H13-2525B-300BM	25.0	25.0	162.3	150.0	40.0	25.0	4.3	0.82	N123H2-0400-0004-TF
	K	25 x 25	20.0	168.0	400.0	27.7	RG123K20-2525B-168BM	25.0	25.0	154.3	150.0	47.0	25.0	5.3	0.84	N123K2-0600-0004-TF
	L	25 x 25	20.0	50.0	80.0	37.4	R/LG123L20-2525B-050BM	25.0	25.0	157.9	150.0	47.0	25.0	4.7	0.90	N123L2-0800-0008-TF
		25 x 25	20.0	75.0	150.0	37.4	R/LG123L20-2525B-075BM	25.0	25.0	151.2	150.0	47.0	25.0	5.4	0.90	N123L2-0800-0008-TF
		25 x 25	20.0	140.0	400.0	37.4	R/LG123L20-2525B-140BM	25.0	25.0	152.2	150.0	47.0	25.0	6.2	0.90	N123L2-0800-0008-TF

SSC = Moet overeenkomen met SSC op wisselplaat. R = Rechts, L = Links

		Reserve onderdelen
SSC	CZC_{MS}	Schroef
G	20 x 20-25 x 25	3212 012-310
H	20 x 20-25 x 25	5512 044-01
J	25 x 25	5512 044-01
K	25 x 25-32 x 25	5512 044-01
L	25 x 25-32 x 25	5512 044-01

Ga voor de complete lijst van reserveonderdelen naar www.sandvik.coromant.com

B4 F2 E1 H36 H35 H18

CoroCut® 1-2 QS schachtgereedschap voor kopsteken

Veerblokkeringsuitvoering

Precisie koelmiddeltoevoer



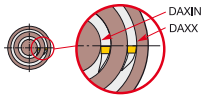

QS-R/LF123..C..E..-B

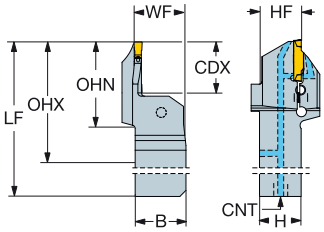

QS-R/LG123..C..E..B

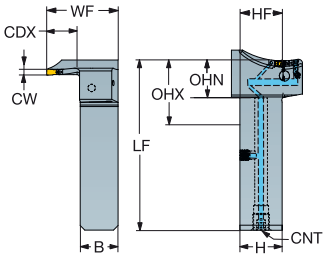

Vorm B

	SSC	CZC_{MS}	CDX	DAXIN	DAXX	OHX	OHN	CNSC	Bestelnummer	Afmetingen, mm B	H	LF	WF	HF	CNT	BAR	KG	MIID
	G	20 x 20	14.0	34.0	44.0	51.9	31.9	3	**QS-R/LF123G14C2020E-034B**	20.0	20.0	100.9	20.5	20.0	G 1/8-28	150	0.39	N123G2-0300-0003-TF
		20 x 20	14.0	38.0	48.0	51.9	31.9	3	**QS-R/LF123G14C2020E-038B**	20.0	20.0	100.9	20.5	20.0	G 1/8-28	150	0.29	N123G2-0300-0003-TF
		20 x 20	14.0	42.0	60.0	51.9	31.9	3	**QS-R/LF123G14C2020E-042B**	20.0	20.0	100.9	20.5	20.0	G 1/8-28	150	0.38	N123G2-0300-0003-TF
		20 x 20	14.0	54.0	75.0	51.9	31.9	3	**QS-R/LF123G14C2020E-054B**	20.0	20.0	100.9	20.5	20.0	G 1/8-28	150	0.38	N123G2-0300-0003-TF
		20 x 20	14.0	67.0	100.0	51.9	31.9	3	**QS-R/LF123G14C2020E-067B**	20.0	20.0	100.9	20.5	20.0	G 1/8-28	150	0.38	N123G2-0300-0003-TF
		20 x 20	14.0	90.0	160.0	51.9	31.9	3	**QS-R/LF123G14C2020E-090B**	20.0	20.0	100.9	20.5	20.0	G 1/8-28	150	0.27	N123G2-0300-0003-TF
		20 x 20	14.0	130.0	160.0	51.9	31.9	3	**QS-R/LF123G14C2020E-130B**	20.0	20.0	100.9	20.5	20.0	G 1/8-28	150	0.27	N123G2-0300-0003-TF
	H	20 x 20	20.0	40.0	60.0	60.0	40.0	3	**QS-R/LF123H20C2020E-040B**	20.0	20.0	108.9	20.5	20.0	G 1/8-28	150	0.40	N123H2-0400-0004-TF
		20 x 20	20.0	52.0	72.0	60.0	40.0	3	**QS-R/LF123H20C2020E-052B**	20.0	20.0	108.9	20.5	20.0	G 1/8-28	150	0.40	N123H2-0400-0004-TF
		20 x 20	20.0	64.0	100.0	60.0	40.0	3	**QS-R/LF123H20C2020E-064B**	20.0	20.0	108.9	20.5	20.0	G 1/8-28	150	0.39	N123H2-0400-0004-TF
		20 x 20	20.0	92.0	140.0	60.0	40.0	3	**QS-R/LF123H20C2020E-092B**	20.0	20.0	108.9	20.5	20.0	G 1/8-28	150	0.39	N123H2-0400-0004-TF
		20 x 20	20.0	132.0	230.0	60.0	40.0	3	**QS-R/LF123H20C2020E-132B**	20.0	20.0	108.9	20.5	20.0	G 1/8-28	150	0.39	N123H2-0400-0004-TF
		25 x 25	13.0	40.0	60.0	47.0	22.0	3	**QS-R/LG123H13C2525E-040B**	25.0	25.0	106.0	40.0	25.0	G 1/8-28	150	0.64	N123H2-0400-0004-TF
		25 x 25	13.0	52.0	72.0	47.0	22.0	3	**QS-R/LG123H13C2525E-052B**	25.0	25.0	106.0	40.0	25.0	G 1/8-28	150	0.50	N123H2-0400-0004-TF
		25 x 25	20.0	64.0	100.0	47.0	22.0	3	**QS-R/LG123H20C2525E-064B**	25.0	25.0	106.0	47.0	25.0	G 1/8-28	150	0.64	N123H2-0400-0004-TF
		25 x 25	20.0	92.0	140.0	47.0	22.0	3	**QS-R/LG123H20C2525E-092B**	25.0	25.0	106.0	47.0	25.0	G 1/8-28	150	0.64	N123H2-0400-0004-TF
		25 x 25	20.0	132.0	230.0	47.0	22.0	3	**QS-R/LG123H20C2525E-132B**	25.0	25.0	106.0	47.0	25.0	G 1/8-28	150	0.64	N123H2-0400-0004-TF

SSC = Moet overeenkomen met SSC op wisselplaat. R = Rechts, L = Links

Reserve onderdelen	
Plug	Plug
3214 013-01	3214 012-01

Ga voor de complete lijst van reserveonderdelen naar www.sandvik.coromant.com

B4 F2 E1 G1 H36 H35 H18 H5

CoroCut® 1-2 kop voor kopsteken

Schroefbevestiging

CoroTurn® SL inwendige koelmiddeltoevoer



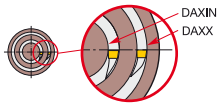

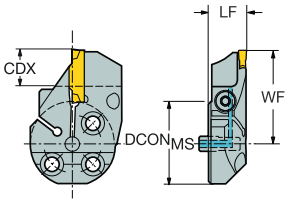

Vorm A

	SSC	CZC_{MS}	CDX	DAXIN	DAXX	OHX	CNSC	Bestelnummer	Afmetingen, mm $DCON_{MS}$	LF	WF	HF	BAR	NM	KG	MIID
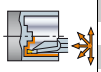	F	32	12.0	40.0	56.0	12.8	1	570-32R/L123F12B040A	32	14.0	34.4	0.1	10	2.0	0.11	N123F2-0250-0002-CM
		32	12.0	54.0	70.0	12.8	1	570-32R/L123F12B054A	32	14.0	34.4	0.1	10	2.0	0.11	N123F2-0250-0002-CM
		32	15.0	68.0	98.0	12.8	1	570-32R/L123F15B068A	32	14.0	37.4	0.1	10	2.0	0.11	N123F2-0250-0002-CM
		32	15.0	90.0	140.0	12.8	1	570-32R/L123F15B090A	32	14.0	37.4	0.1	10	2.0	0.12	N123F2-0250-0002-CM
		32	15.0	130.0	300.0	12.8	1	570-32R/L123F15B130A	32	14.0	37.4	0.1	10	2.0	0.12	N123F2-0250-0002-CM
	G	32	12.0	34.0	44.0	16.5	1	570-32R/L123G12B034A	32	14.0	35.1	0.1	10	2.5	0.10	N123G2-0300-0003-TF
		32	15.0	42.0	60.0	12.5	1	570-32R/L123G15B042A	32	14.0	38.1	0.1	10	3.0	0.11	N123G2-0300-0003-TF
		32	15.0	54.0	75.0	12.5	1	570-32R/L123G15B054A	32	14.0	38.1	0.1	10	3.0	0.12	N123G2-0300-0003-TF
		32	18.0	67.0	100.0	12.5	1	570-32R/L123G18B067A	32	14.0	41.1	0.1	10	3.0	0.12	N123G2-0300-0003-TF
		32	18.0	90.0	160.0	12.5	1	570-32R/L123G18B090A	32	14.0	41.1	0.1	10	3.0	0.13	N123G2-0300-0003-TF
		32	18.0	130.0	300.0	12.5	1	570-32R/L123G18B130A	32	14.0	41.1	0.1	10	3.0	0.12	N123G2-0300-0003-TF
		32	18.0	300.0	1000.0	14.0	1	570-32R/L123G18B300A	32	14.0	41.1	0.1	10	3.0	0.13	N123G2-0300-0003-TF
	H	32	18.0	40.0	60.0	16.0	1	570-32R/L123H18B040A	32	18.0	41.1	0.1	10	3.0	0.14	N123H2-0400-0004-TF
		32	18.0	52.0	72.0	16.0	1	570-32R/L123H18B052A	32	18.0	41.1	0.1	10	3.0	0.15	N123H2-0400-0004-TF
		32	18.0	64.0	100.0	16.0	1	570-32R/L123H18B064A	32	18.0	41.1	0.1	10	3.0	0.14	N123H2-0400-0004-TF
		32	18.0	92.0	140.0	16.0	1	570-32R/L123H18B092A	32	18.0	41.1	0.1	10	3.0	0.15	N123H2-0400-0004-TF
		32	18.0	132.0	230.0	16.0	1	570-32R/L123H18B132A	32	18.0	41.1	0.1	10	3.0	0.15	N123H2-0400-0004-TF
		32	18.0	220.0	500.0	16.0	1	570-32R/L123H18B220A	32	18.0	41.1	0.1	10	3.0	0.15	N123H2-0400-0004-TF
		32	18.0	300.0	800.0	16.0	1	570-32R/L123H18B300A	32	18.0	41.1	0.1	10	3.0	0.15	N123H2-0400-0004-TF
		40	18.0	40.0	60.0	18.0	1	570-40R/L123H18B040A	40	18.0	45.1	0.1	10	3.0	0.18	N123H2-0400-0004-TF
		40	18.0	52.0	72.0	18.0	1	570-40R/L123H18B052A	40	18.0	45.1	0.1	10	3.0	0.19	N123H2-0400-0004-TF
		40	18.0	64.0	100.0	18.0	1	570-40R/L123H18B064A	40	18.0	45.1	0.1	10	3.0	0.19	N123H2-0400-0004-TF
		40	18.0	92.0	140.0	18.0	1	570-40R/L123H18B092A	40	18.0	45.1	0.1	10	3.0	0.20	N123H2-0400-0004-TF
		40	18.0	132.0	230.0	18.0	1	570-40R/L123H18B132A	40	18.0	45.1	0.1	10	3.0	0.21	N123H2-0400-0004-TF
		40	18.0	220.0	500.0	18.0	1	570-40R/L123H18B220A	40	18.0	45.1	0.1	10	3.0	0.21	N123H2-0400-0004-TF
		40	18.0	300.0	800.0	18.0	1	570-40R/L123H18B300A	40	18.0	45.1	0.1	10	3.0	0.21	N123H2-0400-0004-TF
	J	32	18.0	40.0	70.0	15.5	1	570-32R/L123J18B040A	32	18.0	41.1	0.1	10	3.5	0.14	N123J2-0500-0004-TF
		32	18.0	60.0	95.0	15.5	1	570-32R/L123J18B060A	32	18.0	41.1	0.1	10	3.5	0.15	N123J2-0500-0004-TF
		32	18.0	85.0	130.0	15.5	1	570-32R/L123J18B085A	32	18.0	41.1	0.1	10	3.5	0.15	N123J2-0500-0004-TF
		32	18.0	120.0	180.0	15.5	1	570-32R/L123J18B120A	32	18.0	41.1	0.1	10	3.5	0.15	N123J2-0500-0004-TF
		32	18.0	175.0	500.0	15.5	1	570-32R/L123J18B175A	32	18.0	41.1	0.1	10	3.5	0.15	N123J2-0500-0004-TF
		32	18.0	180.0	980.0	15.5	1	570-32R/L123J18B180A	32	18.0	41.1	0.1	10	3.5	0.15	N123J2-0500-0004-TF
		40	18.0	40.0	70.0	18.0	1	570-40R/L123J18B040A	40	18.0	45.1	0.1	10	3.5	0.18	N123J2-0500-0004-TF
		40	18.0	60.0	95.0	18.0	1	570-40R/L123J18B060A	40	18.0	45.1	0.1	10	3.5	0.20	N123J2-0500-0004-TF
		40	18.0	85.0	130.0	18.0	1	570-40R/L123J18B085A	40	18.0	45.1	0.1	10	3.5	0.20	N123J2-0500-0004-TF
		40	18.0	120.0	180.0	18.0	1	570-40R/L123J18B120A	40	18.0	45.1	0.1	10	3.5	0.21	N123J2-0500-0004-TF
		40	18.0	175.0	500.0	18.0	1	570-40R/L123J18B175A	40	18.0	45.1	0.1	10	3.5	0.21	N123J2-0500-0004-TF
		40	18.0	180.0	980.0	18.0	1	570-40R/L123J18B180A	40	18.0	45.1	0.1	10	3.5	0.21	N123J2-0500-0004-TF
	K	32	18.0	40.0	70.0	15.0	1	570-32R/L123K18B040A	32	18.0	41.1	0.1	10	4.0	0.14	N123K2-0600-0004-TF
		32	18.0	58.0	100.0	15.0	1	570-32R/L123K18B058A	32	18.0	41.1	0.1	10	4.0	0.15	N123K2-0600-0004-TF
		32	18.0	88.0	180.0	15.0	1	570-32R/L123K18B088A	32	18.0	41.1	0.1	10	4.0	0.15	N123K2-0600-0004-TF
		32	18.0	168.0	400.0	15.0	1	570-32R/L123K18B168A	32	18.0	41.1	0.1	10	4.0	0.15	N123K2-0600-0004-TF
		32	18.0	220.0	1000.0	15.0	1	570-32R/L123K18B220A	32	18.0	41.1	0.1	10	4.0	0.16	N123K2-0600-0004-TF
		40	18.0	40.0	70.0	18.0	1	570-40R/L123K18B040A	40	18.0	45.1	0.1	10	4.0	0.19	N123K2-0600-0004-TF
		40	18.0	58.0	100.0	18.0	1	570-40R/L123K18B058A	40	18.0	45.1	0.1	10	4.0	0.20	N123K2-0600-0004-TF
		40	18.0	88.0	180.0	18.0	1	570-40R/L123K18B088A	40	18.0	45.1	0.1	10	4.0	0.21	N123K2-0600-0004-TF
		40	18.0	168.0	400.0	18.0	1	570-40R/L123K18B168A	40	18.0	45.1	0.1	10	4.0	0.21	N123K2-0600-0004-TF
		40	18.0	220.0	1000.0	18.0	1	570-40R/L123K18B220A	40	18.0	45.1	0.1	10	4.0	0.21	N123K2-0600-0004-TF

SSC = Moet overeenkomen met SSC op wisselplaat.

R = Rechts, L = Links

		Reserve onderdelen	
SSC	CZC_{MS}	Schroef	Koelvloeistofbuis
F	32	3212 012-260	5691 041-01
G	32	3212 012-310	5691 041-01
H,J,K	32	3212 012-310	5691 041-02
H,J,K	40	3212 012-311	5691 041-01

Ga voor de complete lijst van reserveonderdelen naar www.sandvik.coromant.com

B4 F2 H36 H35 H5 H2

CoroCut® 1-2 kop voor kopsteken

Klemschroef ontwerp

CoroTurn® SL inwendige koelmiddeltoevoer



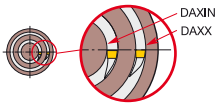

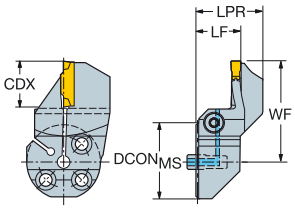

Vorm B

	SSC	CZC_{MS}	CDX	DAXIN	DAXX	OHX	CNSC	Bestelnummer	$DCON_{MS}$	LPR	LF	WF	HF	BAR	NM	KG	MIID
									Afmetingen, mm								
	F	32	12.0	40.0	56.0	12.8	1	570-32R/L123F12B040B	32	19.9	14.0	34.4	0.1	10	2.0	0.12	N123F2-0250-0002-CM
		32	12.0	54.0	70.0	12.8	1	570-32R/L123F12B054B	32	21.4	14.0	34.4	0.1	10	2.0	0.12	N123F2-0250-0002-CM
		32	15.0	68.0	98.0	12.8	1	570-32R/L123F15B068B	32	18.6	14.0	37.4	0.1	10	2.0	0.12	N123F2-0250-0002-CM
		32	15.0	90.0	140.0	12.8	1	570-32R/L123F15B090B	32	17.1	14.0	37.4	0.1	10	2.0	0.12	N123F2-0250-0002-CM
		32	15.0	130.0	300.0	12.8	1	570-32R/L123F15B130B	32	15.3	14.0	37.4	0.1	10	2.0	0.12	N123F2-0250-0002-CM
	G	32	12.0	34.0	44.0	16.5	1	570-32R/L123G12B034B	32	26.0	14.0	35.1	0.1	10	2.5	0.13	N123G2-0300-0003-TF
		32	15.0	42.0	60.0	12.5	1	570-32R/L123G15B042B	32	21.1	14.0	38.1	0.1	10	3.0	0.13	N123G2-0300-0003-TF
		32	15.0	54.0	75.0	12.5	1	570-32R/L123G15B054B	32	20.7	14.0	38.1	0.1	10	3.0	0.13	N123G2-0300-0003-TF
		32	18.0	67.0	100.0	12.5	1	570-32R/L123G18B067B	32	18.1	14.0	41.1	0.1	10	3.0	0.13	N123G2-0300-0003-TF
		32	18.0	90.0	160.0	12.5	1	570-32R/L123G18B090B	32	16.3	14.0	41.1	0.1	10	3.0	0.13	N123G2-0300-0003-TF
		32	18.0	130.0	300.0	12.5	1	570-32R/L123G18B130B	32	15.1	14.0	41.1	0.1	10	3.0	0.12	N123G2-0300-0003-TF
		32	18.0	300.0	1000.0	14.0	1	570-32R/L123G18B300B	32	14.1	14.0	41.1	0.1	10	3.0	0.12	N123G2-0300-0003-TF
	H	32	18.0	40.0	60.0	16.0	1	570-32R/L123H18B040B	32	26.9	18.0	41.1	0.1	10	3.0	0.15	N123H2-0400-0004-TF
		32	18.0	52.0	72.0	16.0	1	570-32R/L123H18B052B	32	24.6	18.0	41.1	0.1	10	3.0	0.15	N123H2-0400-0004-TF
		32	18.0	64.0	100.0	16.0	1	570-32R/L123H18B064B	32	22.2	18.0	41.1	0.1	10	3.0	0.15	N123H2-0400-0004-TF
		32	18.0	92.0	140.0	16.0	1	570-32R/L123H18B092B	32	20.8	18.0	41.1	0.1	10	3.0	0.15	N123H2-0400-0004-TF
		32	18.0	132.0	230.0	16.0	1	570-32R/L123H18B132B	32	19.5	18.0	41.1	0.1	10	3.0	0.15	N123H2-0400-0004-TF
		32	18.0	220.0	500.0	16.0	1	570-32R/L123H18B220B	32	18.5	18.0	41.1	0.1	10	3.0	0.05	N123H2-0400-0004-TF
		32	18.0	300.0	800.0	16.0	1	570-32R/L123H18B300B	32	18.2	18.0	41.1	0.1	10	3.0	0.15	N123H2-0400-0004-TF
		40	18.0	40.0	60.0	18.0	1	570-40R/L123H18B040B	40	28.3	18.0	45.1	0.1	10	3.0	0.21	N123H2-0400-0004-TF
		40	18.0	52.0	72.0	18.0	1	570-40R/L123H18B052B	40	29.5	18.0	45.1	0.1	10	3.0	0.21	N123H2-0400-0004-TF
		40	18.0	64.0	100.0	18.0	1	570-40R/L123H18B064B	40	25.0	18.0	45.1	0.1	10	3.0	0.21	N123H2-0400-0004-TF
		40	18.0	92.0	140.0	18.0	1	570-40R/L123H18B092B	40	22.6	18.0	45.1	0.1	10	3.0	0.21	N123H2-0400-0004-TF
		40	18.0	132.0	230.0	18.0	1	570-40R/L123H18B132B	40	20.5	18.0	45.1	0.1	10	3.0	0.21	N123H2-0400-0004-TF
		40	18.0	220.0	500.0	18.0	1	570-40R/L123H18B220B	40	19.0	18.0	45.1	0.1	10	3.0	0.21	N123H2-0400-0004-TF
		40	18.0	300.0	800.0	18.0	1	570-40R/L123H18B300B	40	18.5	18.0	45.1	0.1	10	3.0	0.21	N123H2-0400-0004-TF
	J	32	18.0	40.0	70.0	15.5	1	570-32R/L123J18B040B	32	25.2	18.0	41.1	0.1	10	3.5	0.14	N123J2-0500-0004-TF
		32	18.0	60.0	95.0	15.5	1	570-32R/L123J18B060B	32	22.7	18.0	41.1	0.1	10	3.5	0.30	N123J2-0500-0004-TF
		32	18.0	85.0	130.0	15.5	1	570-32R/L123J18B085B	32	21.1	18.0	41.1	0.1	10	3.5	0.15	N123J2-0500-0004-TF
		32	18.0	120.0	180.0	15.5	1	570-32R/L123J18B120B	32	20.1	18.0	41.1	0.1	10	3.5	0.15	N123J2-0500-0004-TF
		32	18.0	175.0	500.0	15.5	1	570-32R/L123J18B175B	32	18.5	18.0	41.1	0.1	10	3.5	0.15	N123J2-0500-0004-TF
		32	18.0	180.0	980.0	15.5	1	570-32R/L123J18B180B	32	18.1	18.0	41.1	0.1	10	3.5	0.15	N123J2-0500-0004-TF
		40	18.0	40.0	70.0	18.0	1	570-40R/L123J18B040B	40	26.5	18.0	45.1	0.1	10	3.5	0.21	N123J2-0500-0004-TF
		40	18.0	60.0	95.0	18.0	1	570-40R/L123J18B060B	40	25.8	18.0	45.1	0.1	10	3.5	0.21	N123J2-0500-0004-TF
		40	18.0	85.0	130.0	18.0	1	570-40R/L123J18B085B	40	23.1	18.0	45.1	0.1	10	3.5	0.21	N123J2-0500-0004-TF
		40	18.0	120.0	180.0	18.0	1	570-40R/L123J18B120B	40	21.4	18.0	45.1	0.1	10	3.5	0.21	N123J2-0500-0004-TF
		40	18.0	175.0	500.0	18.0	1	570-40R/L123J18B175B	40	19.0	18.0	45.1	0.1	10	3.5	0.21	N123J2-0500-0004-TF
		40	18.0	180.0	980.0	18.0	1	570-40R/L123J18B180B	40	18.3	18.0	45.1	0.1	10	3.5	0.21	N123J2-0500-0004-TF
	K	32	18.0	40.0	70.0	15.0	1	570-32R/L123K18B040B	32	25.6	18.0	41.1	0.1	10	4.0	0.16	N123K2-0600-0004-TF
		32	18.0	58.0	100.0	15.0	1	570-32R/L123K18B058B	32	22.5	18.0	41.1	0.1	10	4.0	0.15	N123K2-0600-0004-TF
		32	18.0	88.0	180.0	15.0	1	570-32R/L123K18B088B	32	20.1	18.0	41.1	0.1	10	4.0	0.15	N123K2-0600-0004-TF
		32	18.0	168.0	400.0	15.0	1	570-32R/L123K18B168B	32	18.7	18.0	41.1	0.1	10	4.0	0.15	N123K2-0600-0004-TF
		32	18.0	220.0	1000.0	15.0	1	570-32R/L123K18B220B	32	18.1	18.0	41.1	0.1	10	4.0	0.15	N123K2-0600-0004-TF
		40	18.0	40.0	70.0	18.0	1	570-40R/L123K18B040B	40	30.0	18.0	45.1	0.1	10	4.0	0.22	N123K2-0600-0004-TF
		40	18.0	58.0	100.0	18.0	1	570-40R/L123K18B058B	40	25.4	18.0	45.1	0.1	10	4.0	0.22	N123K2-0600-0004-TF
		40	18.0	88.0	180.0	18.0	1	570-40R/L123K18B088B	40	21.5	18.0	45.1	0.1	10	4.0	0.22	N123K2-0600-0004-TF
		40	18.0	168.0	400.0	18.0	1	570-40R/L123K18B168B	40	19.3	18.0	45.1	0.1	10	4.0	0.21	N123K2-0600-0004-TF
		40	18.0	220.0	1000.0	18.0	1	570-40R/L123K18B220B	40	18.3	18.0	45.1	0.1	10	4.0	0.21	N123K2-0600-0004-TF

SSC = Moet overeenkomen met SSC op wisselplaat.

R = Rechts, L = Links

		Reserve onderdelen	
SSC	CZC_{MS}	Schroef	Koelvloeistofbuis
F	32	3212 012-260	5691 041-01
G	32	3212 012-310	5691 041-01
H,J,K	32	3212 012-310	5691 041-02
H,J,K	40	3212 012-311	5691 041-01

Ga voor de complete lijst van reserveonderdelen naar www.sandvik.coromant.com

B4 F2 H36 H35 H5 H2

CoroCut® 1-2 schachtgereedschap voor profieldraaien

Klemschroef ontwerp



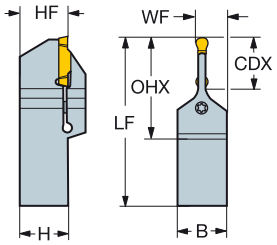

	SSC	CZC$_{MS}$	CDX	OHX	Bestelnummer	Afmetingen, mm B	H	LF	WF	HF	NM	KG	MIID
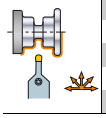	J	25 x 25	25.0	52.2	**NF123J25-2525BM**	25.0	25.0	150.0	15.0	25.0	6.0	0.66	N123J2-0600- RM
		32 x 25	25.0	52.2	**NF123J25-3225BM**	25.0	32.0	170.0	15.0	32.0	6.0	0.97	N123J2-0600- RM

R/LX123..B-007



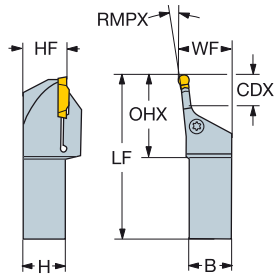

R/LX123..B-045

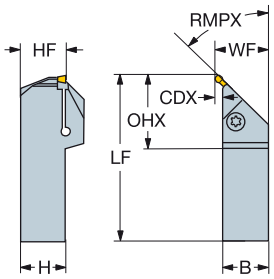

R/LX123..B-070

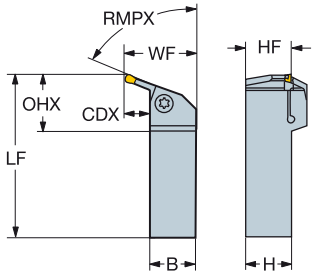

	SSC	CZC$_{MS}$	CDX	RMPX	OHX	Bestelnummer	Afmetingen, mm B	H	LF	WF	HF	NM	KG	MIID
	L	25 x 25	25.0	7°	63.7	**R/LX123L25-2525B-007**	25.0	25.0	190.0	32.0	25.0	6.5	0.99	N123L2-0800- RM
		32 x 32	25.0	7°	63.7	**R/LX123L25-3232B-007**	32.0	32.0	190.0	40.0	32.0	6.5	1.45	N123L2-0800- RM
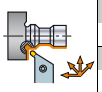	G	20 x 20	4.0	45°	41.1	**R/LX123G04-2020B-045**	20.0	20.0	150.0	24.0	20.0	4.5	0.48	N123G2-0400- RM
		25 x 25	4.0	45°	41.1	**R/LX123G04-2525B-045**	25.0	25.0	150.0	29.0	25.0	4.5	0.73	N123G2-0400- RM
	J	20 x 20	5.0	45°	44.9	**R/LX123J05-2020B-045**	20.0	20.0	150.0	25.0	20.0	5.0	0.53	N123J2-0600- RM
		25 x 25	5.0	45°	44.9	**R/LX123J05-2525B-045**	25.0	25.0	150.0	30.0	25.0	5.0	0.75	N123J2-0600- RM
		32 x 25	5.0	45°	44.9	**R/LX123J05-3225B-045**	25.0	32.0	150.0	30.0	32.0	5.0	0.92	N123J2-0600- RM
	J	25 x 25	16.0	70°	40.0	**R/LX123J16-2525B-070**	25.0	25.0	190.0	41.7	25.0	5.0	1.00	N123J2-0600- RM
		32 x 32	16.0	70°	40.0	**R/LX123J16-3232B-070**	32.0	32.0	190.0	48.7	32.0	5.0	1.60	N123J2-0600- RM

SSC = Moet overeenkomen met SSC op wisselplaat.

N = Neutraal, R = Rechts, L = Links

	Reserve onderdelen
Bestelnummer	Schroef
R/LX123G04-2020B-045	3212 012-309
R/LX123G04-2525B-045	3212 012-309
R/LX123J05-2020B-045	3212 012-360
R/LX123J05-2525B-045	3212 012-360
R/LX123J16-2525B-070	3212 012-360
NF123J25-2525BM	5512 044-01
R/LX123J05-3225B-045	3212 012-360
NF123J25-3225BM	5512 044-01
R/LX123J16-3232B-070	3212 012-360
R/LX123L25-2525B-007	3212 012-360
R/LX123L25-3232B-007	3212 012-360

Ga voor de complete lijst van reserveonderdelen naar www.sandvik.coromant.com

B4 F2 E1 H36 H35 H18 H5

CoroCut® 1-2 kop voor profieldraaien

Klemschroef ontwerp

CoroTurn® SL70 - Precisie koelmiddeltoevoer



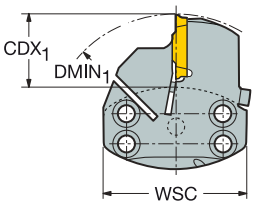

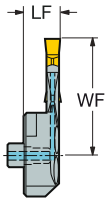

	SSC	CZC_{MS}	CDX_1	$DMIN_1$	DAXIN	OHX	CNSC	Bestelnummer	Afmetingen, mm LF	WF	WSC	BAR	NM	KG	MIID
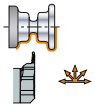	G	70	15.0	100.0	794.0	14.0	1	**SL70-R/L123G15A-HP**	15.5	48.0	70.0	80	4.0	0.27	N123G2-0300- GM
	H	70	30.0	100.0	792.0	14.0	1	**SL70-R/L123H30A-HP**	16.0	56.0	70.0	80	4.5	0.30	N123H2-0400- GM
	K	70	15.0	120.0	308.0	15.0	1	**SL70-R/L123K15A-HP**	18.0	36.0	70.0	80	2.0	0.29	N123K2-0600-GM
		70	30.0	120.0	308.0	14.0	1	**SL70-R/L123K30A-HP-M**	17.0	55.0	70.0	80	4.5	0.32	N123K2-0600-GM
		70	45.0	120.0	308.0	15.0	1	**SL70-R/L123K45A-HP**	18.0	71.0	70.0	80	6.0	0.36	N123K2-0600-GM
	L	70	35.0	90.0	254.0	14.0	1	**SL70-R/L123L35A-HP-M**	18.0	61.0	70.0	80	6.5	0.35	N123L2-0800- GM
		70	50.0	105.0	324.0	14.0	1	**SL70-R/L123L50A-HP**	18.0	81.0	70.0	80	6.5	0.39	N123L2-0800- GM
	M	70	50.0	100.0	428.0	12.0	1	**SL70-R/L123M50A-HP**	17.5	71.0	70.0	80	5.0	0.41	N123M1-1100-0008-GM
	R	70	65.0	125.0	470.0	9.0	1	**SL70-R/L123R65A-HP**	16.5	71.0	70.0	80	6.5	0.59	N123R1-1500-0010-GR

SSC = Moet overeenkomen met SSC op wisselplaat.

R = Rechts, L = Links

	Reserve onderdelen		
Bestelnummer	Schroef	Spuitmond	Geleidebus
SL70-R/L123G15A-HP	3212 010-312	5691 026-23	5552 058-04
SL70-R/L123H30A-HP	3212 010-313	5691 026-23	5552 058-04
SL70-R/L123K15A-HP	3214 010-306	5691 026-23	5552 058-04
SL70-R/L123K30A-HP-M	3212 010-313	5691 026-23	5552 058-04
SL70-R/L123K45A-HP	3212 010-313	5691 026-23	5552 058-04
SL70-R/L123L35A-HP-M	3212 010-313	5691 026-23	5552 058-04
SL70-R/L123L50A-HP	3212 010-313	5691 026-23	5552 058-04
SL70-R/L123M50A-HP	3212 010-314	5691 026-23	5552 058-04
SL70-R/L123R65A-HP	3212 010-365	5691 026-23	5552 058-04

Ga voor de complete lijst van reserveonderdelen naar www.sandvik.coromant.com

B4 F2 H36 H35 H5 H2

CoroCut® 1-2 kop voor profieldraaien

Klemschroef ontwerp

CoroTurn® SL70 - Inwendige koelmiddeltoevoer



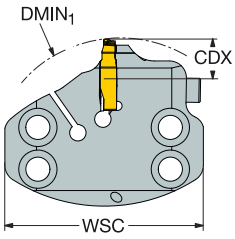

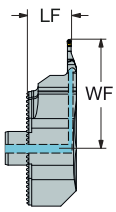

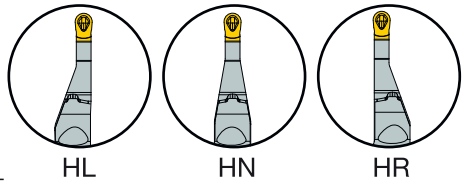

SSC	CZC_{MS}	CDX	$DMIN_1$	CNSC	**Bestelnummer**	Afmetingen, mm LF	WF	WSC	BAR	NM	KG	MIID
HL	70	11.0	100.0	1	**SL70-R/L123H11LC-HP**	15.5	38.4	70.0	80	3.1	0.31	L123H1-0200
HN	70	11.0	100.0	1	**SL70-R/L123H11NC-HP**	16.5	38.4	70.0	80	3.1	0.31	N123H1-0200
HR	70	11.0	100.0	1	**SL70-R/L123H11RC-HP**	17.4	38.4	70.0	80	3.1	0.31	R123H1-0200

SSC = Moet overeenkomen met SSC op wisselplaat.

R = Rechts, L = Links

Reserve onderdelen		
Schroef	Spuitmond	Geleidebus
3212 010-313	5691 026-23	5552 058-04

Ga voor de complete lijst van reserveonderdelen naar www.sandvik.coromant.com

B4 H36 H5

CoroCut® 1-2 groefsteekkop

Klemschroef ontwerp

CoroTurn® SL70 - Inwendige koelmiddeltoevoer



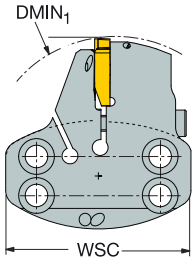

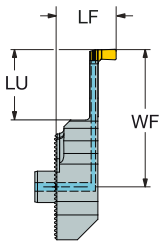

	SSC	CZC_{MS}	CDX_1	CDX_2	$DMIN_1$	LU	CNSC	Bestelnummer	Afmetingen, mm LF	WF	WSC	BAR	NM	KG	MIID
	H	70	4.2	5.9	105.0	25.0	1	**SL70-R/LG123H06C**	22.9	52.0	70.0	30	8.0	0.30	RG123H1-0300-RO
	L	70	6.0	9.8	150.0	31.0	1	**SL70-R/LG123L09C**	27.7	61.0	70.0	30	8.5	0.36	RG123L1-0300-RO

SSC = Moet overeenkomen met SSC op wisselplaat. R = Rechts, L = Links

Opm.: Linkse wisselplaten worden gebruikt in rechtse houders, rechts wisselplaten worden gebruikt in linkse houders.

Reserve onderdelen	
Schroef	Geleidebus
3212 020-363	5552 058-04

Ga voor de complete lijst van reserveonderdelen naar www.sandvik.coromant.com

B4 F2 H36 H35 H5 H2

CoroCut® 1-2 houder voor groefsteken

Klemschroef ontwerp

Cilindrisch met groef voor EasyFix-bus - Precisie koelmiddeltoevoer



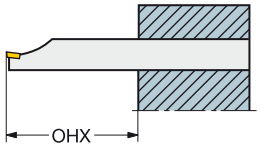

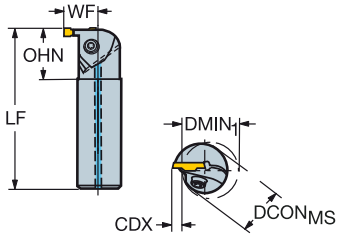

	SSC	CZC_{MS}	CDX	$DMIN_1$	OHX	OHN	CNSC	Bestelnummer	Afmetingen, mm $DCON_{MS}$	LF	WF	BAR	NM	KG	MIID
	D	16	4.5	25.0	64.0	25.0	1	**R/LAG123D04-16B**	16	150.0	12.5	10	3.0	0.22	N123D2-0150-0002-CM
		20	5.0	32.0	80.0	30.0	1	**R/LAG123D05-20B**	20	180.0	15.3	10	3.0	0.43	N123D2-0150-0002-CM
	E	20	5.0	32.0	80.0	30.0	1	**R/LAG123E05-20B**	20	180.0	15.3	10	3.5	0.42	N123E2-0200- GM
		25	7.0	32.0	100.0	35.0	1	**R/LAG123E07-25B**	25	200.0	19.8	10	3.5	0.72	N123E2-0200- GM
	G	20	6.0	32.0	80.0	30.0	1	**R/LAG123G06-20B**	20	180.0	15.3	10	4.0	0.42	N123G2-0300- GM
		25	7.0	32.0	100.0	35.0	1	**R/LAG123G07-25B**	25	200.0	19.8	10	4.0	0.71	N123G2-0300- GM
	H	25	7.0	32.0	100.0	35.0	1	**R/LAG123H07-25B**	25	200.0	19.3	10	4.5	0.70	N123H2-0400- GM
	J	25	8.0	32.0	100.0	35.0	1	**R/LAG123J08-25B**	25	200.0	19.8	10	5.0	0.71	N123J2-0500- GM

SSC = Moet overeenkomen met SSC op wisselplaat. R = Rechts, L = Links

		Reserve onderdelen
SSC	CZC_{MS}	Spanschroef
D	16-20	5512 031-03
E	20	5512 031-03
E	25	3212 012-259
G	20	5512 031-03
G	25	3212 012-309
H	25	3212 012-309
J	25	3212 012-309

Ga voor de complete lijst van reserveonderdelen naar www.sandvik.coromant.com

B4 F2 G1 H36 H35 H5

CoroCut® 1-2 houder voor groefsteken

Klemschroef ontwerp

Cilindrisch met platte vlakken - interne koelmiddeltoevoer



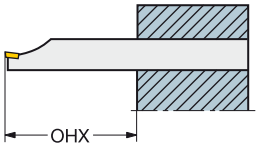

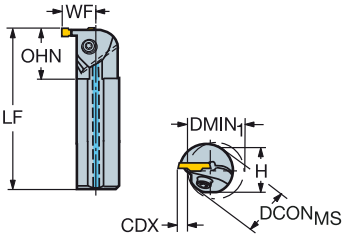

	SSC	CZC_{MS}	CDX	$DMIN_1$	OHX	OHN	CNSC	Bestelnummer	Afmetingen, mm $DCON_{MS}$	H	LF	WF	BAR	NM	KG	MIID
	E	32	9.5	40.0	128.0	45.0	1	**R/LAG123E09-32B**	32	30.0	250.0	25.5	10	4.0	1.44	N123E2-0200- GM
	G	32	9.0	40.0	128.0	45.0	1	**R/LAG123G09-32B**	32	30.0	250.0	25.3	10	4.5	1.44	N123G2-0300- GM
		40	11.0	50.0	160.0	55.0	1	**R/LAG123G11-40B**	40	37.0	300.0	31.0	10	4.5	2.64	N123G2-0300- GM
	H	32	10.0	40.0	128.0	45.0	1	**R/LAG123H10-32B**	32	30.0	250.0	26.5	10	4.5	1.43	N123H2-0400- GM
		40	11.0	50.0	160.0	55.0	1	**R/LAG123H11-40B**	40	37.0	300.0	31.0	10	5.0	2.65	N123H2-0400- GM
		50	13.0	60.0	200.0	65.0	1	**R/LAG123H13-50B**	50	47.0	350.0	38.3	10	5.0	4.96	N123H2-0400- GM
	J	32	11.0	40.0	128.0	45.0	1	**R/LAG123J11-32B**	32	30.0	250.0	27.0	10	5.0	1.42	N123J2-0500- GM
		40	11.0	50.0	160.0	55.0	1	**R/LAG123J11-40B**	40	37.0	300.0	31.0	10	5.5	2.64	N123J2-0500- GM
		50	13.0	60.0	200.0	65.0	1	**R/LAG123J13-50B**	50	47.0	350.0	38.3	10	5.5	5.22	N123J2-0500- GM
	K	40	11.0	50.0	160.0	55.0	1	**R/LAG123K11-40B**	40	37.0	300.0	31.0	10	5.5	2.37	N123K2-0600-GM
		50	13.0	60.0	200.0	65.0	1	**R/LAG123K13-50B**	50	47.0	350.0	38.3	10	5.5	4.96	N123K2-0600-GM

SSC = Moet overeenkomen met SSC op wisselplaat.

R = Rechts, L = Links

		Reserve onderdelen
SSC	CZC_{MS}	Spanschroef
E	32	3212 012-259
G	32	3212 012-309
G	40	3212 012-310
H	32	3212 012-359
H	40-50	3212 012-360
J	32	3212 012-359
J	40-50	3212 012-360
K	40-50	3212 012-360

Ga voor de complete lijst van reserveonderdelen naar www.sandvik.coromant.com

B4 F2 G1 H36 H35 H5

CoroCut® 1-2 houder voor profieldraaien

Klemschroef ontwerp

Cilindrisch met platte vlakken - interne koelmiddeltoevoer



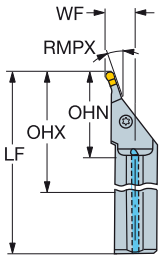

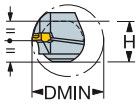

	SSC	CZC_{MS}	CDX	$DMIN_1$	RMPX	OHX	OHN	CNSC	Bestelnummer	Afmetingen, mm $DCON_{MS}$	H	LF	WF	HF	BAR	NM	KG	MIID
	J	40	25.0	63.5	20°	160.0	65.6	1	**R/LAX123J25-40B-020**	40	37.0	254.0	26.0	18.5	10	3.0	2.14	N123J2-0600- AM
	L	40	25.0	63.5	20°	160.0	65.6	1	**R/LAX123L25-40B-020**	40	37.0	254.0	26.0	18.5	10	3.0	2.11	N123L2-0800- AM

SSC = Moet overeenkomen met SSC op wisselplaat.

R = Rechts, L = Links

Reserve onderdelen
Spanschroef
5512 044-01

Ga voor de complete lijst van reserveonderdelen naar www.sandvik.coromant.com

B4 F2 G1 H36 H35 H5

CoroCut® QD

Voor betrouwbaar afsteken en diep groefsteken

Toepassing

- Afsteken
- Diep groefsteken
- Voor bewerkingen met lange uitsteeklengte



ISO toepassingsgebied:

P M K N S H

Voordelen en kenmerken

- Wisselplaatgeometrieën voor optimale koelmiddeltoegang
- Hardmetaalsoorten voor wisselplaten met grote snijkantbetrouwbaarheid
- Spaanbrekingsgeometrieën
- Materiaallegering met hoge vermoeidheidsweerstand
- Geen momentsleutel nodig, correcte opspankracht gegarandeerd met de snelsleutel
- Railwisselplaatzitting garandeert stabiele, nauwkeurige positie van de wisselplaat

www.sandvik.coromant.com/corocutqd

Klemhouders

- Coromant Capto® klemhouder-units
- Afsteekbladen
- Schachtgereedschappen
- QS™-schachtgereedschappen
- CoroTurn® SL-koppen

Wisselplaten

- Wisselplaat-hardmetaalsoorten en geometrieën specifiek voor afsteken
- Wiper-wisselplaten voor een uitstekende oppervlakte-afwerking

Sleutel voor wisselplaatwissel

Sleutel voor het snel met één hand loszetten van de wisselplaat voor het wisselen.



Precisiekoelmiddel

Alle gereedschappen hebben inwendige boven- en onderkoelmiddeltoevoer voor de spaanbeheersing en standtijd. De adapters hebben plug-and-play functie voor gemakkelijke aansluiting op de machine.



B51 B51 B51 H35

SANDVIK Coromant

Wisselplaten

	Afsteken					Insteken	Draaien	Profieldraaien
	 QD-CF	 QD-CL	 QD-CM	 QD-CO	 QD-CR	 QD-GM	 QD-TF/TM	 QD-RM
Wisselplaat breedte, mm	1.00-3.00	2.50-8.00	1.00-8.00	2.00-6.00	2.00-6.00	6.00-8.00	3.00-8.00	3.00-8.00
Pagina	B52	B52	B53	B53	B53	B54	B55	B56

Klemhouders

			
Opspangereedschappen	**Afsteken en groefsteken**	**Afsteken**	**Insteken**
Coromant Capto®	B57		
Blad			
Precisiekoelmiddel			
Neutrale koppeling		B61-B62	
Rechtse koppeling		B63	
Linkse koppeling		B64	
Geen interne koelmiddel			
Neutrale koppeling		B65	
Rechtse koppeling		B66	
Linkse koppeling		B67	
Schacht			
Precisiekoelmiddel	B58		
Geen interne koelmiddel	B59		
QS Schacht	B60		
CoroTurn® SL snijkop			B68

CoroCut® QD wisselplaat voor afsteken



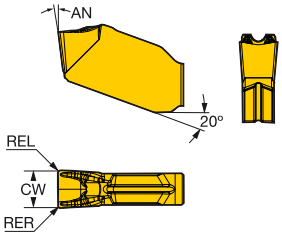

		SSC	CW	REL	RER	Bestelcode	P 1105	P 1125	P 1135	P 1145	M 1105	M 1125	M 1135	M 1145	K 1125	K 1135	K 4325	N 1105	N 1125	N 1135	S 1105	S 1125	S 1135	S 1145	H 1135	Afmetingen, mm AN
Nabewerken		B	1.00	0.07	0.07	QD-NB-0100-0001-CF		★		☆		☆		★	★				★			☆		★		7°
		C	1.20	0.10	0.10	QD-NC-0120-0001-CF		★		☆		☆		★	★				★			☆		★		7°
		D	1.50	0.10	0.10	QD-ND-0150-0001-CF		★		☆		☆		★	★				★			☆		★		7°
		E	2.00	0.15	0.15	QD-NE-0200-0001-CF	☆	★	☆	☆	☆	☆	★	☆	★	☆		☆	★	☆	☆	☆	☆	★	★	7°
		F	2.50	0.15	0.15	QD-NF-0250-0001-CF	☆	★	☆	☆	☆	☆	★	☆	☆	☆	★	☆	★	☆	☆	☆	☆	★	★	7°
		G	3.00	0.15	0.15	QD-NG-0300-0001-CF	☆	★	☆	☆	☆	☆	★	☆	☆	☆	★	☆	★	☆	☆	☆	☆	★	★	7°
Middelmatig		E	2.00	0.30	0.30	QD-NE-0200-0003-CL		☆	★			☆	★		★	☆			★	☆		★	☆		★	7°
		F	2.50	0.30	0.30	QD-NF-0250-0003-CL		☆	★	☆		☆	★	☆	☆	☆	★		★	☆		☆	☆	★	★	7°
		G	3.00	0.30	0.30	QD-NG-0300-0003-CL		☆	★	☆		☆	★	☆	☆	☆	★		★	☆		☆	☆	★	★	7°
		H	4.00	0.30	0.30	QD-NH-0400-0003-CL		☆	★	☆		☆	★	☆	☆	☆	★		★	☆		☆	☆	★	★	7°
		J	5.00	0.40	0.40	QD-NJ-0500-0004-CL		☆	★	☆		☆	★	☆	☆	☆	★		★	☆		☆	☆	★	★	7°
		K	6.00	0.40	0.40	QD-NK-0600-0004-CL		☆	★	☆		☆	★	☆	☆	☆	★		★	☆		☆	☆	★	★	7°
		L	8.00	0.40	0.40	QD-NL-0800-0004-CL		☆	★			☆	★		☆	☆	★		★	☆		★	☆		★	7°

SSC = Moet corresponderen met SSC op houder. N = neutraal

Toleranties:

	CWTOLL	CWTOLU	RETOLL	RETOLU
QD-N..-CF	-0.050	0.050	-0.05	0.05
QD-N..-CL	-0.050	0.050	-0.05	0.05

B51 B130 B149 B144 H36 H35 H19 H4

CoroCut® QD wisselplaat voor afsteken



QD-L

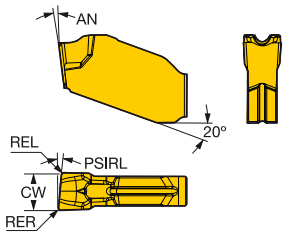

QD-N

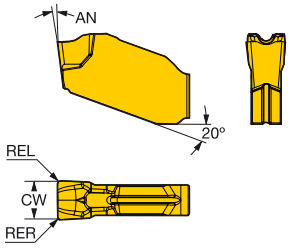

QD-R

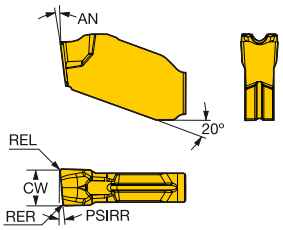

		SSC	CW	REL	RER	PSIRL	PSIRR	Bestelcode	P 1105	P 1125	P 1135	P 1145	M 1105	M 1125	M 1135	M 1145	M H13A	K 1125	K 1135	K 4325	K H13A	N 1105	N 1125	N 1135	N H13A	S 1105	S 1125	S 1135	S 1145	S H13A	H 1135	Afmetingen, mm AN
Nabewerken		E	2.00	0.10	0.10	8°		QD-LE-0200-0801-CO		★	☆	☆		☆	★	☆		★	☆				★	☆			☆	☆	★		★	7°
		F	2.50	0.10	0.10	8°		QD-LF-0250-0801-CO		★	☆	☆		☆	★	☆		★	☆				★	☆			☆	☆	★		★	7°
		G	3.00	0.10	0.10	5°		QD-LG-0300-0501-CO		★	☆	☆		☆	★	☆		★	☆				★	☆			☆	☆	★		★	7°
		E	2.00	0.10	0.10			QD-NE-0200-0001-CO	☆	★	☆	☆	☆	☆	★	☆	☆	★	☆		☆	☆	☆	☆	★	☆	☆	☆	★	☆	★	7°
		F	2.50	0.10	0.10			QD-NF-0250-0001-CO	☆	★	☆	☆	☆	☆	★	☆	☆	★	☆		☆	☆	☆	☆	★	☆	☆	☆	★	☆	★	7°
		G	3.00	0.10	0.10			QD-NG-0300-0001-CO	☆	★	☆	☆	☆	☆	★	☆	☆	★	☆		☆	☆	☆	☆	★	☆	☆	☆	★	☆	★	7°
		H	4.00	0.20	0.20			QD-NH-0400-0002-CO	☆	★	☆	☆	☆	☆	★	☆	☆	★	☆		☆	☆	☆	☆	★	☆	☆	☆	★	☆	★	7°
		J	5.00	0.20	0.20			QD-NJ-0500-0002-CO	☆	★	☆	☆	☆	☆	★	☆		★	☆			☆	★	☆		☆	☆	☆	★		★	7°
		K	6.00	0.20	0.20			QD-NK-0600-0002-CO	☆	★	☆	☆	☆	☆	★	☆		★	☆			☆	★	☆		☆	☆	☆	★		★	7°
		E	2.00	0.10	0.10		8°	QD-RE-0200-0801-CO		★	☆	☆		☆	★	☆		★	☆				★	☆			☆	☆	★		★	7°
		F	2.50	0.10	0.10		8°	QD-RF-0250-0801-CO		★	☆	☆		☆	★	☆		★	☆				★	☆			☆	☆	★		★	7°
		G	3.00	0.10	0.10		5°	QD-RG-0300-0501-CO		★	☆	☆		☆	★	☆		★	☆				★	☆			☆	☆	★		★	7°
Middelmatig		E	2.00	0.20	0.20	5°		QD-LE-0200-0502-CM		☆	★	☆		☆	★	☆		★	☆				★	☆			☆	☆	★		★	7°
		F	2.50	0.20	0.20	5°		QD-LF-0250-0502-CM		☆	★	☆		☆	★	☆		★	☆				★	☆			☆	☆	★		★	7°
		G	3.00	0.20	0.20	5°		QD-LG-0300-0502-CM		☆	★	☆		☆	★	☆		★	☆				★	☆			☆	☆	★		★	7°
		H	4.00	0.20	0.20	5°		QD-LH-0400-0502-CM		☆	★	☆		☆	★	☆		★	☆				★	☆			☆	☆	★		★	7°
		B	1.00	0.07	0.07			QD-NB-0100-0001-CM	☆	★		☆	☆	☆		★		★				☆	★			☆	☆		★			7°
		C	1.20	0.10	0.10			QD-NC-0120-0001-CM	☆	★		☆	☆	☆		★		★				☆	★			☆	☆		★			7°
		D	1.50	0.10	0.10			QD-ND-0150-0001-CM	☆	★		☆	☆	☆		★		★				☆	★			☆	☆		★			7°
		E	2.00	0.20	0.20			QD-NE-0200-0002-CM	☆	☆	★	☆	☆	☆	★	☆	☆	☆	☆	★	☆	☆	☆	☆	★	☆	☆	☆	★	☆	★	7°
			2.39	0.20	0.20			QD-NE-0239-0002-CM	☆	☆	★	☆	☆	☆	★	☆	☆	☆	☆	★	☆	☆	☆	☆	★	☆	☆	☆	★	☆	★	7°
		F	2.50	0.20	0.20			QD-NF-0250-0002-CM	☆	☆	★	☆	☆	☆	★	☆	☆	☆	☆	★	☆	☆	☆	☆	★	☆	☆	☆	★	☆	★	7°
		G	3.00	0.20	0.20			QD-NG-0300-0002-CM	☆	☆	★	☆	☆	☆	★	☆	☆	☆	☆	★	☆	☆	☆	☆	★	☆	☆	☆	★	☆	★	7°
			3.00	0.40	0.40			QD-NG-0300-0004-CM		☆	★	☆		☆	★	☆		☆	☆	★			★	☆			☆	☆	★		★	7°
			3.18	0.20	0.20			QD-NG-0318-0002-CM	☆	☆	★	☆	☆	☆	★	☆	☆	☆	☆	★	☆	☆	☆	☆	★	☆	☆	☆	★	☆	★	7°
		H	4.00	0.20	0.20			QD-NH-0400-0002-CM	☆	☆	★	☆	☆	☆	★	☆	☆	☆	☆	★	☆	☆	☆	☆	★	☆	☆	☆	★	☆	★	7°
			4.00	0.40	0.40			QD-NH-0400-0004-CM		☆	★	☆		☆	★	☆		☆	☆	★			★	☆			☆	☆	★		★	7°
			4.76	0.20	0.20			QD-NH-0476-0002-CM		☆	★	☆		☆	★	☆		☆	☆	★			★	☆			☆	☆	★		★	7°
		J	5.00	0.20	0.20			QD-NJ-0500-0002-CM	☆	☆	★	☆	☆	☆	★	☆		☆	☆	★		☆	★	☆		☆	☆	☆	★		★	7°
		K	6.00	0.30	0.30			QD-NK-0600-0003-CM		☆	★	☆		☆	★	☆		☆	☆	★			★	☆			☆	☆	★		★	7°
			6.35	0.30	0.30			QD-NK-0635-0003-CM		☆	★			☆	★			☆	☆	★			★	☆			★	☆			★	7°
		L	8.00	0.40	0.40			QD-NL-0800-0004-CM		☆	★			☆	★			☆	☆	★			★	☆			★	☆			★	7°
		E	2.00	0.20	0.20		5°	QD-RE-0200-0502-CM		☆	★	☆		☆	★	☆		★	☆				★	☆			☆	☆	★		★	7°
		F	2.50	0.20	0.20		5°	QD-RF-0250-0502-CM		☆	★	☆		☆	★	☆		★	☆				★	☆			☆	☆	★		★	7°
		G	3.00	0.20	0.20		5°	QD-RG-0300-0502-CM		☆	★	☆		☆	★	☆		★	☆				★	☆			☆	☆	★		★	7°
		H	4.00	0.20	0.20		5°	QD-RH-0400-0502-CM		☆	★	☆		☆	★	☆		★	☆				★	☆			☆	☆	★		★	7°
Voorbewerken		E	2.00	0.30	0.30			QD-NE-0200-0003-CR		★	☆	☆		☆	★	☆		☆	☆	★			★	☆			☆	☆	★		★	7°
		F	2.50	0.30	0.30			QD-NF-0250-0003-CR		★	☆	☆		☆	★	☆		☆	☆	★			★	☆			☆	☆	★		★	7°
		G	3.00	0.30	0.30			QD-NG-0300-0003-CR		★	☆	☆		☆	★	☆		☆	☆	★			★	☆			☆	☆	★		★	7°
		H	4.00	0.30	0.30			QD-NH-0400-0003-CR		★	☆	☆		☆	★	☆		☆	☆	★			★	☆			☆	☆	★		★	7°
		J	5.00	0.40	0.40			QD-NJ-0500-0004-CR		★	☆	☆		☆	★	☆		☆	☆	★			★	☆			☆	☆	★		★	7°
		K	6.00	0.40	0.40			QD-NK-0600-0004-CR		★	☆	☆		☆	★	☆		☆	☆	★			★	☆			☆	☆	★		★	7°

SSC = Moet corresponderen met SSC op houder. N = neutraal

Toleranties:				
	CWTOLL	CWTOLU	RETOLL	RETOLU
QD-L..-CM	-0.050	0.050	-0.05	0.05
QD-L..-CO	-0.020	0.020	-0.05	0.05
QD-N..-CM	-0.050	0.050	-0.05	0.05
QD-N..-CO	-0.020	0.020	-0.05	0.05
QD-N..-CR	-0.050	0.050	-0.05	0.05
QD-R..-CM	-0.050	0.050	-0.05	0.05
QD-R..-CO	-0.020	0.020	-0.05	0.05

B51 B130 B149 B144 H36 H35 H19

CoroCut® QD wisselplaat voor groefsteken



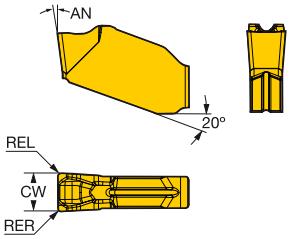

		SSC	CW	REL	RER	Bestelcode	P 1125	P 1135	P 1145	M 1125	M 1135	M 1145	K 1125	K 1135	K 4325	N 1125	N 1135	S 1125	S 1135	S 1145	H 1135	Afmetingen, mm AN
Middelmatig		K	6.00	0.40	0.40	QD-NK-0600-0004-GM	☆	★	☆	☆	★	☆	☆	☆	★	★	☆	★	☆	☆	★	7°
		L	8.00	0.80	0.80	QD-NL-0800-0008-GM	☆	★	☆	☆	★	☆	☆	☆	★	★	☆	★	☆	☆	★	7°

SSC = Moet corresponderen met SSC op houder. N = neutraal

Toleranties:				
	CWTOLL	CWTOLU	RETOLL	RETOLU
QD-N..-GM	-0.050	0.050	-0.05	0.05

B51 B130 B149 B144 H36 H35 H19

CoroCut® QD draaiwisselplaat



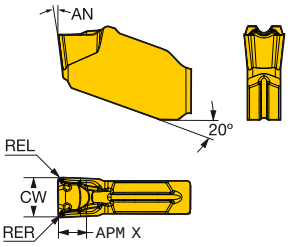

		SSC	CW	REL	RER	Bestelcode	P 1105	P 1125	P 1135	P 1145	P 4325	M 1105	M 1125	M 1135	M 1145	M H13A	K 1125	K 1135	K 4325	K H13A	N 1105	N 1125	N 1135	N H13A	S 1105	S 1125	S 1135	S 1145	S H13A	H 1135	Afmetingen, mm AN
Nabewerken		G	3.00	0.30	0.30	QD-NG-0300-0003-TF	☆	☆	★	☆		☆	☆	★	☆	☆	★	☆		☆	☆	☆	☆	★	★	☆	☆	☆	☆	★	7°
		H	4.00	0.40	0.40	QD-NH-0400-0004-TF	☆	☆	★	☆		☆	☆	★	☆	☆	★	☆		☆	☆	☆	☆	★	★	☆	☆	☆	☆	★	7°
		J	5.00	0.40	0.40	QD-NJ-0500-0004-TF	☆	☆	★	☆		☆	☆	★	☆	☆	★	☆		☆	☆	☆	☆	★	★	☆	☆	☆	☆	★	7°
		K	6.00	0.40	0.40	QD-NK-0600-0004-TF	☆	☆	★	☆		☆	☆	★	☆	☆	★	☆		☆	☆	☆	☆	★	★	☆	☆	☆	☆	★	7°
		L	8.00	0.80	0.80	QD-NL-0800-0008-TF	☆	☆	★	☆	☆	☆	☆	★	☆	☆	★	☆	☆	☆	☆	☆	☆	★	★	☆	☆	☆	☆	★	7°



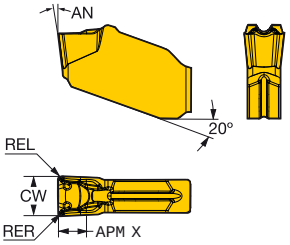

		SSC	CW	REL	RER	Bestelcode	P 1125	P 1135	M 1125	M 1135	K 1125	K 1135	N 1125	N 1135	S 1125	S 1135	H 1135	Afmetingen, mm AN
Middelmatig		G	3.00	0.40	0.40	QD-NG-0300-0004-TM	☆	★	☆	★	★	☆	★	☆	★	☆	★	7°
		H	4.00	0.40	0.40	QD-NH-0400-0004-TM	☆	★	☆	★	★	☆	★	☆	★	☆	★	7°
			4.00	0.80	0.80	QD-NH-0400-0008-TM	☆	★	☆	★	★	☆	★	☆	★	☆	★	7°
		J	5.00	0.40	0.40	QD-NJ-0500-0004-TM	☆	★	☆	★	★	☆	★	☆	★	☆	★	7°
		K	6.00	0.40	0.40	QD-NK-0600-0004-TM	☆	★	☆	★	★	☆	★	☆	★	☆	★	7°

SSC = Moet corresponderen met SSC op houder. N = neutraal

Toleranties:				
	CWTOLL	CWTOLU	RETOLL	RETOLU
QD-N..-TF	-0.050	0.050	-0.05	0.05
QD-N..-TM	-0.050	0.050	-0.05	0.05

B51 B130 B149 B144 H36 H35 H19

CoroCut® QD wisselplaat voor profieldraaien



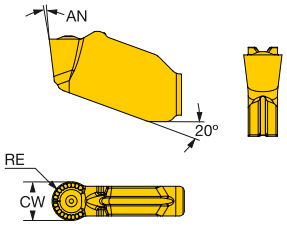

	SSC	CW	RE	Bestelcode	P 1125	P 1135	P 4335	M 1125	M 1135	K 1125	K 1135	K 4335	N 1125	S 1125	S 1135	AN
Middelmatig	G	3.00	1.50	QD-NG-0300-RM	☆	★	☆	☆	★	★	☆	☆	★	★	☆	7°
	H	4.00	2.00	QD-NH-0400-RM	☆	★	☆	☆	★	★	☆	☆	★	★	☆	7°
	K	6.00	3.00	QD-NK-0600-RM	☆	★	☆	☆	★	★	☆	☆	★	★	☆	7°
	L	8.00	4.00	QD-NL-0800-RM	☆	★	☆	☆	★	★	☆	☆	★	★	☆	7°

Afmetingen, mm

SSC = Moet corresponderen met SSC op houder. N = neutraal

Toleranties:		
	CWTOLL	CWTOLU
QD-N..-RM	-0.050	0.050

B51 B130 B149 B144 H36 H35 H19

CoroCut® QD snij-unit voor afsteken en groefsteken

Veerblokkeringsuitvoering

Precisie koelmiddeltoevoer



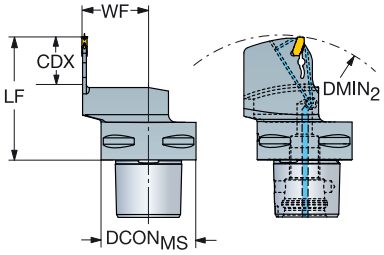

SSC	CZC_{MS}	CDX	$DMIN_2$	CNSC	Bestelnummer	Afmetingen, mm $DCON_{MS}$	LF	WF	BAR	KG	MIID
E	C3	22.0	133.0	3	**C3-QD-R/LFE22C22055A**	32	55.0	22.0	150	0.21	QD-NE-0200-0002-CM
	C4	22.0	151.0	3	**C4-QD-R/LFE22C27060A**	40	60.0	27.0	150	0.43	QD-NE-0200-0002-CM
F	C3	25.0	133.0	3	**C3-QD-R/LFF25C22055A**	32	55.0	22.0	150	0.20	QD-NF-0250-0002-CM
	C4	25.0	151.0	3	**C4-QD-R/LFF25C27060A**	40	60.0	27.0	150	0.41	QD-NF-0250-0002-CM
	C5	25.0	170.0	3	**C5-QD-RFF25C35065A**	50	65.0	35.0	150	0.71	QD-NF-0250-0002-CM
G	C3	25.0	133.0	3	**C3-QD-RFG25C22055A**	32	55.0	22.0	150	0.25	QD-NG-0300-0002-CM
	C4	25.0	151.0	3	**C4-QD-R/LFG25C27060A**	40	60.0	27.0	150	0.42	QD-NG-0300-0002-CM
	C5	25.0	170.0	3	**C5-QD-R/LFG25C35065A**	50	65.0	35.0	150	0.71	QD-NG-0300-0002-CM
	C6	25.0	97.0	3	**C6-QD-R/LFG25C45070A**	63	70.0	45.0	150	1.21	QD-NG-0300-0002-CM
H	C4	32.0	161.0	3	**C4-QD-R/LFH32C27070A**	40	70.0	27.0	150	0.40	QD-NH-0400-0002-CM
	C5	32.0	175.0	3	**C5-QD-R/LFH32C35070A**	50	70.0	35.0	150	0.70	QD-NH-0400-0002-CM
	C6	32.0	202.0	3	**C6-QD-R/LFH32C45075A**	63	75.0	45.0	150	1.19	QD-NH-0400-0002-CM
J	C4	32.0	161.0	3	**C4-QD-LFJ32C27070A**	40	70.0	27.0	150	0.52	QD-NJ-0500-0002-CM
	C5	32.0	175.0	3	**C5-QD-R/LFJ32C35070A**	50	70.0	35.0	150	0.63	QD-NJ-0500-0002-CM
	C6	32.0	202.0	3	**C6-QD-LFJ32C45075A**	63	75.0	45.0	150	1.20	QD-NJ-0500-0002-CM
K	C4	32.0	161.0	3	**C4-QD-RFK32C27070A**	40	70.0	27.0	150	0.46	QD-NK-0600-0003-CM
	C5	32.0	175.0	3	**C5-QD-R/LFK32C35070A**	50	70.0	35.0	175	0.70	QD-NK-0600-0003-CM
	C6	40.0	212.0	3	**C6-QD-R/LFK40C45085A**	63	85.0	45.0	150	1.27	QD-NK-0600-0003-CM
L	C8	38.0	241.0	3	**C8-QD-LFL38C51090A**	80	90.0	51.0	150	2.31	QD-NL-0800-0004-CM

SSC = Moet overeenkomen met SSC op wisselplaat. R = Rechts, L = Links

Ga voor reserveonderdelen naar www.sandvik.coromant.com

B51 F2 E1 G1 H36 H35 H21 H5

CoroCut® QD schachtgereedschap voor afsteken en groefsteken

Veerblokkeringsuitvoering

Precisie koelmiddeltoevoer



TSYC QD-R/LF..C..A

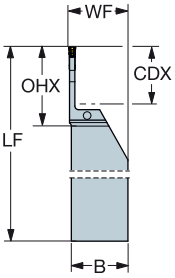

QD-R/LF..C..D

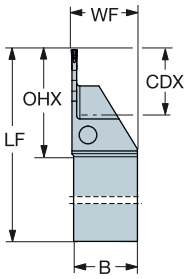

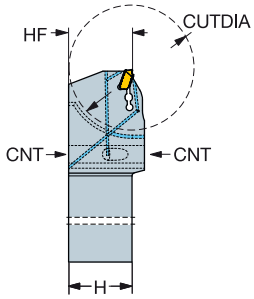

	SSC	CZC_{MS}	CDX	OHX	CNSC	Bestelnummer	Afmetingen, mm B	H	LF	WF	HF	CUTDIA	CNT	BAR	KG	MIID
	H	32 x 32	33.0	55.0	2	**QD-R/LFH33C3232A**	32.0	32.0	170.0	33.0	32.0		G 1/8-28	150	1.13	QD-NH-0400-0002-CM
		32 x 32	45.0	66.0	2	**QD-R/LFH45C3232A**	32.0	32.0	170.0	33.0	32.0		G 1/8-28	150	1.08	QD-NH-0400-0002-CM
	J	32 x 32	33.0	54.0	2	**QD-R/LFJ33C3232A**	32.0	32.0	170.0	33.0	32.0		G 1/8-28	150	1.13	QD-NJ-0500-0002-CM
		32 x 32	45.0	66.0	2	**QD-R/LFJ45C3232A**	32.0	32.0	170.0	33.0	32.0		G 1/8-28	150	1.09	QD-NJ-0500-0002-CM
	K	32 x 32	33.0	55.0	2	**QD-R/LFK33C3232A**	32.0	32.0	170.0	33.0	32.0		G 1/8-28	150	1.13	QD-NK-0600-0003-CM
		32 x 32	45.0	67.0	2	**QD-R/LFK45C3232A**	32.0	32.0	170.0	33.0	32.0		G 1/8-28	150	1.08	QD-NK-0600-0003-CM
		40 x 40	60.0	83.1	2	**QD-R/LFK60C4040A**	40.0	40.0	250.0	40.3	40.0		G 1/8-28	150	2.52	QD-NK-0600-0003-CM
	L	32 x 32	45.0	70.0	2	**QD-R/LFL45C3232A**	32.0	32.0	170.0	32.3	32.0		G 1/8-28	150	1.13	QD-NL-0800-0004-CM
		40 x 40	65.0	90.0	2	**QD-R/LFL65C4040A**	40.0	40.0	250.0	40.3	40.0		G 1/8-28	150	2.52	QD-NL-0800-0004-CM
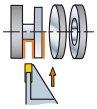	G	32 x 32	33.0	54.0	2	**QD-R/LFG33C3232D**	32.0	32.0	170.0	33.0	32.0	66	G 1/8-28	150	1.17	QD-NG-0300-0002-CM

SSC = Moet overeenkomen met SSC op wisselplaat. R = Rechts, L = Links

		Reserve onderdelen
SSC	CZC_{MS}	Koelmiddelplug
G	32 x 32	5643 018-01
H	32 x 32	5643 018-01
J	32 x 32	5643 018-01
K	32 x 32	5643 018-01
K	40 x 40	3214 012-01
L	32 x 32-40 x 40	3214 012-01

Ga voor de complete lijst van reserveonderdelen naar www.sandvik.coromant.com

B51 F2 E1 G1 H36 H35 H21 H5

CoroCut® QD schachtgereedschap voor afsteken en groefsteken

Veerblokkeringsuitvoering



TSYC QD-R/LF..A

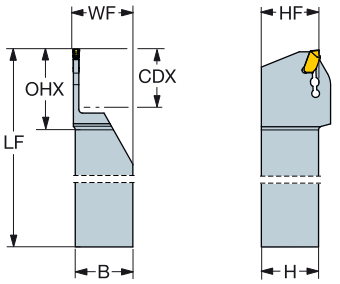

QD-R/LF..S

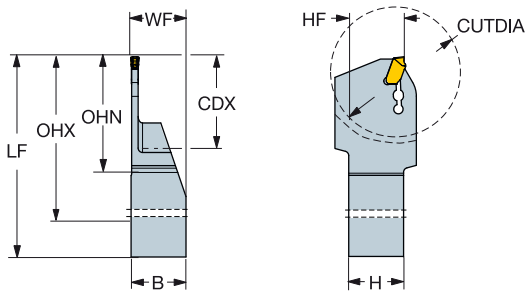

	SSC	CZC_{MS}	CDX	OHX	OHN	Bestelnummer	Afmetingen, mm B	H	LF	WF	HF	CUTDIA	KG	MIID
	E	25 x 25	20.0	29.0		**QD-R/LFE20-2525A**	25.0	25.0	150.0	25.3	25.0		0.67	QD-NE-0200-0002-CM
	F	25 x 25	26.0	35.0		**QD-R/LFF26-2525A**	25.0	25.0	150.0	25.3	25.0		0.65	QD-NF-0250-0002-CM
	G	25 x 25	26.0	36.0		**QD-R/LFG26-2525A**	25.0	25.0	150.0	25.3	25.0		0.65	QD-NG-0300-0002-CM
	H	25 x 25	33.0	42.0		**QD-R/LFH33-2525A**	25.0	25.0	150.0	25.3	25.0		0.62	QD-NH-0400-0002-CM
	B	16 x 16	10.0	25.0	25.0	**QD-R/LFB10-1616S**	16.0	16.0	125.0	16.0	16.0	20	0.24	QD-NB-0100-0001-CM
		20 x 20	10.0	25.0	25.0	**QD-R/LFB10-2020S**	20.0	20.0	125.0	20.0	20.0	20	0.37	QD-NB-0100-0001-CM
	C	16 x 16	13.0	26.1	26.1	**QD-R/LFC13-1616S**	16.0	16.0	125.0	16.0	16.0	26	0.24	QD-NC-0125-0001-CM
		20 x 20	13.0	25.0	25.0	**QD-R/LFC13-2020S**	20.0	20.0	125.0	20.0	20.0	26	0.37	QD-NC-0125-0001-CM
	D	16 x 16	16.0	25.0	25.0	**QD-R/LFD16-1616S**	16.0	16.0	125.0	16.0	16.0	32	0.24	QD-ND-0150-0001-CM
		20 x 20	16.0	25.0	25.0	**QD-R/LFD16-2020S**	20.0	20.0	125.0	20.0	20.0	32	0.37	QD-ND-0150-0001-CM
	E	16 x 16	20.0	29.0		**QD-R/LFE20-1616S**	16.0	16.0	125.0	16.0	16.0	40	0.25	QD-NE-0200-0002-CM
		20 x 20	26.0	35.0		**QD-R/LFE26-2020S**	20.0	20.0	125.0	20.0	20.0	52	0.36	QD-NE-0200-0002-CM
	F	16 x 16	20.0	29.0		**QD-R/LFF20-1616S**	16.0	16.0	125.0	16.0	16.0	40	0.25	QD-NF-0250-0002-CM
		20 x 20	26.0	35.0		**QD-R/LFF26-2020S**	20.0	20.0	125.0	20.0	20.0	52	0.37	QD-NF-0250-0002-CM
	G	16 x 16	20.0	29.0		**QD-R/LFG20-1616S**	16.0	16.0	125.0	16.0	16.0	40	0.25	QD-NG-0300-0002-CM
		20 x 20	33.0	42.0		**QD-R/LFG33-2020S**	20.0	20.0	125.0	20.0	20.0	66	0.35	QD-NG-0300-0002-CM
	H	20 x 20	33.0	42.0		**QD-R/LFH33-2020S**	20.0	20.0	125.0	20.0	20.0	66	0.35	QD-NH-0400-0002-CM

SSC = Moet overeenkomen met SSC op wisselplaat.

R = Rechts, L = Links

Ga voor reserveonderdelen naar www.sandvik.coromant.com

B51 F2 E1 H36 H35 H21

CoroCut® QD QS schachtgereedschap voor afsteken en groefsteken

Veerblokkeringsuitvoering

Precisie koelmiddeltoevoer



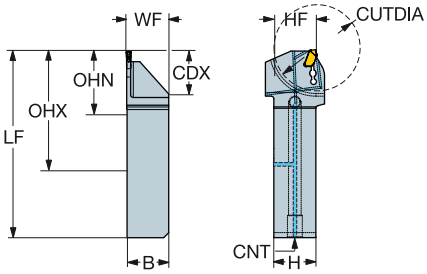

	SSC	CZC_{MS}	CDX	OHX	OHN	CNSC	Bestelnummer	Afmetingen, mm B	H	LF	WF	HF	CUTDIA	CNT	BAR	KG	MIID
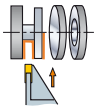	D	20 x 20	16.0	45.0	25.0	3	**QS-QD-R/LFD16C2020D**	20.0	20.0	88.7	20.0	20.0	32	G 1/8-28	150	0.24	QD-ND-0150-0001-CM
	E	20 x 20	20.0	41.6	21.6	3	**QS-QD-R/LFE20C2020D**	20.0	20.0	90.6	20.5	20.0	40	G 1/8-28	150	0.25	QD-NE-0200-0002-CM
		25 x 25	26.0	52.6	27.6	3	**QS-QD-R/LFE26C2525D**	25.0	25.0	111.6	26.0	25.0	52	G 1/8-28	150	0.16	QD-NE-0200-0002-CM
	F	20 x 20	26.0	41.6	21.6	3	**QS-QD-R/LFF26C2020D**	20.0	20.0	90.6	20.5	20.0	40	G 1/8-28	150	0.26	QD-NF-0250-0002-CM
		25 x 25	26.0	52.6	27.6	3	**QS-QD-R/LFF26C2525D**	25.0	25.0	111.6	26.0	25.0	52	G 1/8-28	150	0.47	QD-NF-0250-0002-CM
	G	20 x 20	26.0	41.6	21.6	3	**QS-QD-R/LFG26C2020D**	20.0	20.0	90.6	20.5	20.0	52	G 1/8-28	150	0.26	QD-NG-0300-0002-CM
		25 x 25	26.0	52.6	27.6	3	**QS-QD-R/LFG26C2525D**	25.0	25.0	111.6	26.0	25.0	52	G 1/8-28	150	0.47	QD-NG-0300-0002-CM
		25 x 25	33.0	52.6	34.6	3	**QS-QD-R/LFG33C2525D**	25.0	25.0	118.6	26.0	25.0	66	G 1/8-28	150	0.47	QD-NG-0300-0002-CM
	H	20 x 20	33.0	54.6	34.6	3	**QS-QD-R/LFH33C2020D**	20.0	20.0	103.6	20.5	20.0	66	G 1/8-28	150	0.26	QD-NH-0400-0002-CM
		25 x 25	40.0	46.6	41.6	3	**QS-QD-R/LFH40C2525D**	25.0	25.0	125.6	25.5	25.0	80	G 1/8-28	150	0.49	QD-NH-0400-0002-CM
	J	25 x 25	40.0	66.6	41.6	3	**QS-QD-R/LFJ40C2525D**	25.0	25.0	125.6	25.5	25.0	80	G 1/8-28	150	0.50	QD-NJ-0500-0002-CM
	K	25 x 25	40.0	66.6	41.6	3	**QS-QD-R/LFK40C2525D**	25.0	25.0	125.6	25.5	25.0	80	G 1/8-28	150	0.49	QD-NK-0600-0003-CM

SSC = Moet overeenkomen met SSC op wisselplaat. R = Rechts, L = Links

Reserve onderdelen	
Plug	Plug
3214 013-01	3214 012-01

Ga voor de complete lijst van reserveonderdelen naar www.sandvik.coromant.com

B51 F2 E1 G1 H36 H35 H21 H5

CoroCut® QD blad voor afsteken

Veerblokkeringsuitvoering

Neutrale koppeling - Precisie koelmiddeltoevoer



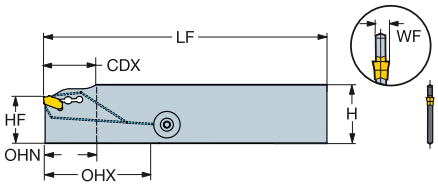

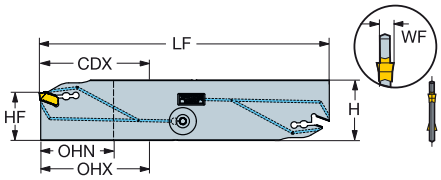

Steekblad met één zitting

	SSC	CZC_{MS}	CDX	OHX	OHN	CNSC	Bestelnummer	Afmetingen, mm H	LF	WF	HF	BAR	KG	MIID
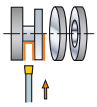	E	25	26.0	26.0	17.0	2	**QD-NR1E26C25A**	31.9	150.0	1.8	25.0	70	0.12	QD-NE-0200-0002-CM
	F	25	33.0	33.0	17.0	2	**QD-NR1F33C25A**	31.9	150.0	2.3	25.0	70	1.22	QD-NF-0250-0002-CM
	G	25	60.0	60.0	17.0	2	**QD-NN1G60C25A**	31.9	150.0	2.7	25.0	70	0.13	QD-NG-0300-0002-CM
	H	21	36.0	36.0	17.0	2	**QD-NN1H36C21A**	25.9	110.0	3.7	21.4	70	0.11	QD-NH-0400-0002-CM
		25	60.0	60.0	17.0	2	**QD-NN1H60C25A**	31.9	150.0	3.7	25.0	70	0.16	QD-NH-0400-0002-CM

Tweezijdig steekblad

	SSC	CZC_{MS}	CDX	OHX	OHN	CNSC	Bestelnummer	Afmetingen, mm H	LF	WF	HF	BAR	KG	MIID
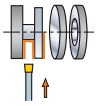	D	25	16.0	50.0	18.0	2	**QD-NR2D16C25A**	31.9	150.0	2.5	25.0	70	0.10	QD-ND-0150-0001-CM
	E	25	26.0	60.0	26.0	2	**QD-NR2E26C25A**	31.9	150.0	2.6	25.0	70	0.12	QD-NE-0200-0002-CM
	F	25	33.0	50.0	33.0	2	**QD-NR2F33C25A**	31.9	150.0	2.6	25.0	70	0.11	QD-NF-0250-0002-CM
	G	21	36.0	36.0	19.0	2	**QD-NN2G36C21A**	25.9	110.0	2.7	21.4	70	0.09	QD-NG-0300-0002-CM
		25	60.0	60.0	20.0	2	**QD-NN2G60C25A**	31.9	150.0	2.7	25.0	70	0.12	QD-NG-0300-0002-CM
		45	80.0	80.0	30.0	2	**QD-NN2G80C45A**	52.5	225.0	2.7	45.0	70	0.30	QD-NG-0300-0002-CM
	H	25	60.0	60.0	20.0	2	**QD-NN2H60C25A**	31.9	150.0	3.7	25.0	70	0.15	QD-NH-0400-0002-CM
		45	80.0	80.0	30.0	2	**QD-NN2H80C45A**	52.5	225.0	3.7	45.0	70	0.38	QD-NH-0400-0002-CM
	J	25	60.0	60.0	25.0	2	**QD-NN2J60C25A**	31.9	150.0	4.7	25.0	70	0.17	QD-NJ-0500-0002-CM
		45	80.0	80.0	30.0	2	**QD-NN2J80C45A**	52.5	225.0	4.7	45.0	70	0.45	QD-NJ-0500-0002-CM
	K	25	60.0	60.0	24.0	2	**QD-NN2K60C25A**	31.9	150.0	5.7	25.0	70	0.20	QD-NK-0600-0003-CM
		45	80.0	80.0	30.0	2	**QD-NN2K80C45A**	52.5	225.0	5.7	45.0	70	0.53	QD-NK-0600-0003-CM
	L	45	80.0	80.0	25.0	2	**QD-NN2L80C45A**	52.5	225.0	7.7	45.0	70	0.67	QD-NL-0800-0004-CM

SSC = Moet overeenkomen met SSC op wisselplaat.

N = neutraal, R = rechtse uitvoering

		Reserve onderdelen	
SSC	CZC_{MS}	Koelmiddelplug	Plug
D,E,F	25	5643 028-01	5645 040-01
G	21	5643 028-01	5645 040-02
G	25-45	5643 028-01	5645 040-01
H,J,K,L	21-45	5643 028-01	5645 040-01

Ga voor de complete lijst van reserveonderdelen naar www.sandvik.coromant.com

B51 F2 E1 H36 H35 H20 H5

CoroCut® QD blad voor afsteken

Veerblokkeringsuitvoering

Neutrale koppeling - Precisie koelmiddeltoevoer



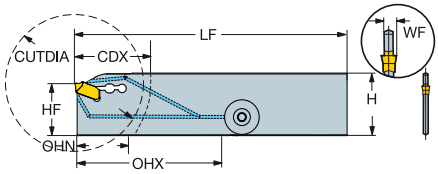

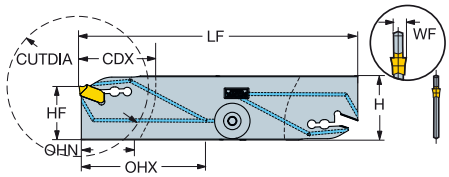

Enkelzijdig afsteekblad met gebogen versterking

	SSC	CZC_{MS}	CDX	OHX	OHN	CNSC	Bestelnummer	Afmetingen, mm H	LF	WF	HF	CUTDIA	BAR	KG	MIID
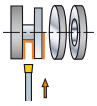	F	21	33.0	36.0	33.0	2	QD-NR1F33C21D	25.9	110.0	2.6	21.4	66	70	0.09	QD-NF-0250-0002-CM

Tweezijdig afsteekblad met gebogen versterking

	SSC	CZC_{MS}	CDX	OHX	OHN	CNSC	Bestelnummer	Afmetingen, mm H	LF	WF	HF	CUTDIA	BAR	KG	MIID
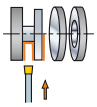	B	21	10.0	36.0	18.0	2	QD-NR2B10C21D	25.9	110.0	2.5	21.4	20	70	0.08	QD-NB-0100-0001-CM
	C	21	13.0	36.0	18.0	2	QD-NR2C13C21D	25.9	110.0	2.5	21.4	26	70	0.07	QD-NC-0125-0001-CM
	D	21	16.0	36.0	18.0	2	QD-NR2D16C21D	25.9	110.0	2.5	21.4	32	70	0.07	QD-ND-0150-0001-CM
	E	21	26.0	36.0	26.0	2	QD-NR2E26C21D	25.9	110.0	2.6	21.4	52	70	0.08	QD-NE-0200-0002-CM

SSC = Moet overeenkomen met SSC op wisselplaat. R = rechts

		Reserve onderdelen	
SSC	CZC_{MS}	Koelmiddelplug	Plug
B	21	5643 028-03	5645 040-01
C	21	5643 028-03	5645 040-01
D	21	5643 028-03	5645 040-01
E	21	5643 028-03	5645 040-02

Ga voor de complete lijst van reserveonderdelen naar www.sandvik.coromant.com

B51 F2 E1 H36 H35 H20 H5

CoroCut® QD blad voor afsteken

Veerblokkeringsuitvoering

Rechtse koppeling - Precisie koelmiddeltoevoer



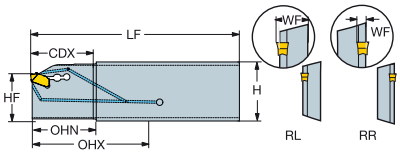

Enkelzijdig afsteekblad met rechte versterking

	SSC	CZC_{MS}	CDX	OHX	OHN	CNSC	Bestelnummer	Afmetingen, mm H	LF	WF	HF	BAR	KG	MIID
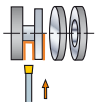	E	25L	26.0	26.0	17.0	2	QD-RL1E26C25A	31.9	110.0	8.3	25.0	70	0.19	QD-NE-0200-0002-CM
		25L	26.0	50.0	26.0	2	QD-RR1E26C25A	31.9	110.0	1.8	25.0	70	0.20	QD-NE-0200-0002-CM
	F	25L	33.0	33.0	17.0	2	QD-RL1F33C25A	31.9	110.0	8.3	25.0	70	0.19	QD-NF-0250-0002-CM
		25L	33.0	50.0	33.0	2	QD-RR1F33C25A	31.9	110.0	2.3	25.0	70	0.19	QD-NF-0250-0002-CM
	G	25L	33.0	50.0	33.0	2	QD-RL1G33C25A	31.9	110.0	8.3	25.0	70	0.19	QD-NG-0300-0002-CM
		25L	33.0	50.0	33.0	2	QD-RR1G33C25A	31.9	110.0	2.7	25.0	70	0.19	QD-NG-0300-0002-CM
	H	25L	40.0	40.0	17.0	2	QD-RL1H40C25A	31.9	110.0	8.3	25.0	70	0.19	QD-NH-0400-0002-CM
		25L	40.0	50.0	40.0	2	QD-RR1H40C25A	31.9	110.0	3.7	25.0	70	0.19	QD-NH-0400-0002-CM



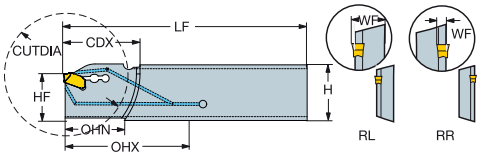

Enkelzijdig afsteekblad met gebogen versterking

	SSC	CZC_{MS}	CDX	OHX	OHN	CNSC	Bestelnummer	Afmetingen, mm H	LF	WF	HF	CUTDIA	BAR	KG	MIID
	E	21L	26.0	26.0	17.0	2	QD-RL1E26C21D	25.9	110.0	8.3	21.4	52	70	0.17	QD-NE-0200-0002-CM
		21L	26.0	50.0	26.0	2	QD-RR1E26C21D	25.9	110.0	1.8	21.4	52	70	0.17	QD-NE-0200-0002-CM
	F	21L	26.0	26.0	17.0	2	QD-RL1F26C21D	25.9	110.0	8.3	21.4	52	70	0.17	QD-NF-0250-0002-CM
	G	21L	33.0	50.0	33.0	2	QD-RL1G33C21D	25.9	110.0	8.3	21.4	66	70	0.17	QD-NG-0300-0002-CM
		21L	26.0	50.0	26.0	2	QD-RR1G26C21D	25.9	110.0	2.7	21.4	52	70	0.17	QD-NG-0300-0002-CM
		21L	33.0	50.0	33.0	2	QD-RR1G33C21D	25.9	110.0	2.7	21.4	66	70	0.14	QD-NG-0300-0002-CM



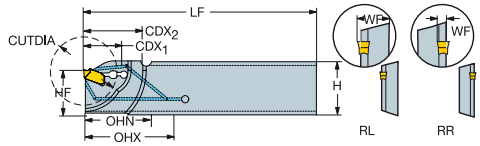

Enkelzijdig afsteekblad met twee gebogen versterkingen

	SSC	CZC_{MS}	CDX_1	CDX_2	OHX	OHN	CNSC	Bestelnummer	Afmetingen, mm H	LF	WF	HF	CUTDIA	BAR	KG	MIID
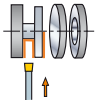	D	21L	18.0	28.0	45.0	21.0	2	QD-RL1D18C21D2	25.9	110.0	2.5	21.4	36	70	0.16	QD-ND-0150-0001-CM
		21L	18.0	28.0	45.0	21.0	2	QD-RR1D18C21D2	25.9	110.0	2.5	21.4	36	70	0.16	QD-ND-0150-0001-CM
	E	21L	18.0	28.0	50.0	18.0	2	QD-RL1E18C21D2	25.9	110.0	8.3	21.4	36	70	0.17	QD-NE-0200-0002-CM
		21L	18.0	28.0	50.0	18.0	2	QD-RR1E18C21D2	25.9	110.0	1.8	21.4	36	70	0.17	QD-NE-0200-0002-CM
	G	21L	18.0	28.0	50.0	18.0	2	QD-RL1G18C21D2	25.9	110.0	8.3	21.4	36	70	0.17	QD-NG-0300-0002-CM
		21L	18.0	28.0	50.0	18.0	2	QD-RR1G18C21D2	25.9	110.0	2.7	21.4	36	70	0.17	QD-NG-0300-0002-CM

SSC = Moet overeenkomen met SSC op wisselplaat. R = Rechts, L = Links

Voor machines met subspil.

Ga voor reserveonderdelen naar www.sandvik.coromant.com

B51 F2 E1 H36 H35 H20 H5

CoroCut® QD blad voor afsteken

Veerblokkeringsuitvoering

Linkse koppeling - Precisie koelmiddeltoevoer



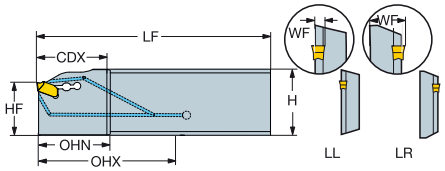

Enkelzijdig afsteekblad met rechte versterking

	SSC	CZC_{MS}	CDX	OHX	OHN	CNSC	Bestelnummer	Afmetingen, mm H	LF	WF	HF	BAR	KG	MIID
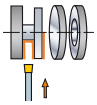	E	25R	26.0	50.0	26.0	2	**QD-LL1E26C25A**	31.9	110.0	1.8	25.1	70	0.20	QD-NE-0200-0002-CM
		25R	26.0	50.0	26.0	2	**QD-LR1E26C25A**	31.9	110.0	8.3	25.0	70	0.19	QD-NE-0200-0002-CM
	F	25R	33.0	50.0	33.0	2	**QD-LL1F33C25A**	31.9	110.0	2.3	25.1	70	0.19	QD-NF-0250-0002-CM
		25R	33.0	50.0	33.0	2	**QD-LR1F33C25A**	31.9	110.0	8.3	25.0	70	0.19	QD-NF-0250-0002-CM
	G	25R	33.0	50.0	33.0	2	**QD-LL1G33C25A**	31.9	110.0	2.7	25.1	70	0.19	QD-NG-0300-0002-CM
		25R	33.0	50.0	33.0	2	**QD-LR1G33C25A**	31.9	110.0	8.3	25.1	70	0.19	QD-NG-0300-0002-CM
	H	25R	40.0	50.0	40.0	2	**QD-LL1H40C25A**	31.9	110.0	3.7	25.1	70	0.19	QD-NH-0400-0002-CM
		25R	40.0	50.0	40.0	2	**QD-LR1H40C25A**	31.9	110.0	8.3	25.0	70	0.19	QD-NH-0400-0002-CM



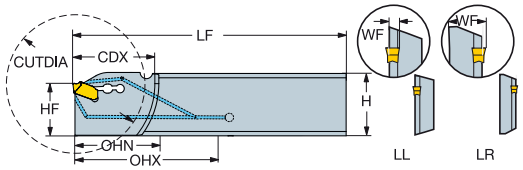

Enkelzijdig afsteekblad met gebogen versterking

	SSC	CZC_{MS}	CDX	OHX	OHN	CNSC	Bestelnummer	Afmetingen, mm H	LF	WF	HF	CUTDIA	BAR	KG	MIID
	E	21R	26.0	50.0	26.0	2	**QD-LL1E26C21D**	25.9	110.0	1.8	21.4	52	70	0.17	QD-NE-0200-0002-CM
		21R	26.0	26.0	17.0	2	**QD-LR1E26C21D**	25.9	110.0	8.3	21.4	52	70	0.17	QD-NE-0200-0002-CM
	F	21R	26.0	50.0	26.0	2	**QD-LL1F26C21D**	25.9	110.0	2.3	21.4	52	70	0.17	QD-NF-0250-0002-CM
		21R	26.0	26.0	17.0	2	**QD-LR1F26C21D**	25.9	110.0	8.3	21.4	52	70	0.17	QD-NF-0250-0002-CM
	G	21R	26.0	50.0	26.0	2	**QD-LL1G26C21D**	25.9	110.0	2.7	21.4	52	70	0.17	QD-NG-0300-0002-CM
		21R	33.0	50.0	33.0	2	**QD-LL1G33C21D**	25.9	110.0	2.7	21.4	66	70	0.16	QD-NG-0300-0002-CM
		21R	33.0	50.0	33.0	2	**QD-LR1G33C21D**	25.9	110.0	8.3	21.4	66	70	0.16	QD-NG-0300-0002-CM

SSC = Moet overeenkomen met SSC op wisselplaat.

R = Rechts, L = Links

Ga voor reserveonderdelen naar www.sandvik.coromant.com

B51 F2 E1 H36 H35 H20 H5

SANDVIK Coromant

CoroCut® QD blad voor afsteken

Veerblokkeringsuitvoering

Neutrale koppeling



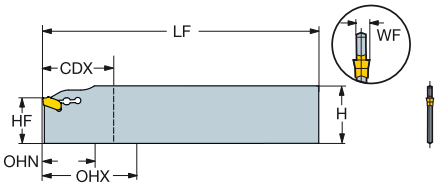

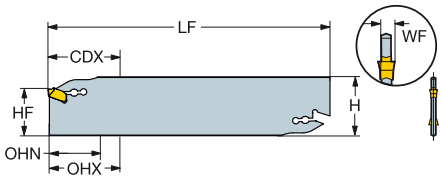

Steekblad met één zitting

	SSC	CZC_{MS}	CDX	OHX	OHN	Bestelnummer	Afmetingen, mm H	LF	WF	HF	KG	MIID
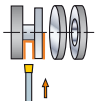	E	25	26.0	26.0	17.0	**QD-NR1E26-25A**	31.9	150.0	1.8	25.0	0.11	QD-NE-0200-0002-CM
	F	25	33.0	33.0	17.0	**QD-NN1F33-25A**	31.9	150.0	2.3	25.0	0.11	QD-NF-0250-0002-CM
	G	25	60.0	60.0	17.0	**QD-NN1G60-25A**	31.9	150.0	2.7	25.0	0.12	QD-NG-0300-0002-CM
	H	21	36.0	36.0	17.0	**QD-NN1H36-21A**	25.9	110.0	3.7	21.4	0.10	QD-NH-0400-0002-CM
		25	60.0	60.0	17.0	**QD-NN1H60-25A**	31.9	150.0	3.7	25.0	0.15	QD-NH-0400-0002-CM

Tweezijdig steekblad

	SSC	CZC_{MS}	CDX	OHX	OHN	Bestelnummer	Afmetingen, mm H	LF	WF	HF	KG	MIID
	E	25	26.0	50.0	26.0	**QD-NR2E26-25A**	31.9	150.0	2.6	25.0	0.11	QD-NE-0200-0002-CM
	F	21	33.0	35.0	17.0	**QD-NN2F33-21A**	25.9	110.0	2.3	21.4	0.01	QD-NF-0250-0002-CM
		25	33.0	50.0	17.0	**QD-NN2F33-25A**	31.9	150.0	2.3	25.0	0.10	QD-NF-0250-0002-CM
	G	21	36.0	36.0	17.0	**QD-NN2G36-21A**	25.9	110.0	2.7	21.4	0.08	QD-NG-0300-0002-CM
		25	60.0	60.0	17.0	**QD-NN2G60-25A**	31.9	150.0	2.7	25.0	0.12	QD-NG-0300-0002-CM
		45	80.0	80.0	30.0	**QD-NN2G80-45A**	52.5	225.0	2.7	45.0	0.30	QD-NG-0300-0002-CM
	H	25	60.0	60.0	17.0	**QD-NN2H60-25A**	31.9	150.0	3.7	25.0	0.15	QD-NH-0400-0002-CM
		45	80.0	80.0	30.0	**QD-NN2H80-45A**	52.5	225.0	3.7	45.0	0.38	QD-NH-0400-0002-CM
	L	45	80.0	80.0	25.0	**QD-NN2L80-45A**	52.5	225.0	7.7	45.0	0.70	QD-NL-0800-0004-CM



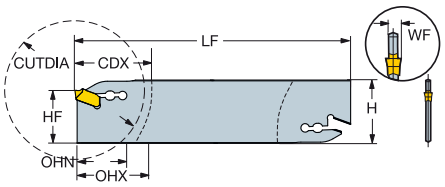

Tweezijdig afsteekblad met gebogen versterking

	SSC	CZC_{MS}	CDX	OHX	OHN	Bestelnummer	Afmetingen, mm H	LF	WF	HF	CUTDIA	KG	MIID
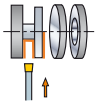	E	21	26.0	50.0	26.0	**QD-NR2E26-21D**	25.9	110.0	2.6	21.4	52	0.08	QD-NE-0200-0002-CM

SSC = Moet overeenkomen met SSC op wisselplaat.
Ga voor reserveonderdelen naar www.sandvik.coromant.com

N = neutraal, R = rechtse uitvoering

B51 F2 E1 H36 H35 H20

CoroCut® QD blad voor afsteken

Veerblokkeringsuitvoering

Rechtse koppeling



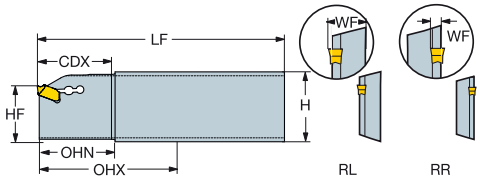

Enkelzijdig afsteekblad met rechte versterking

	SSC	CZC_{MS}	CDX	OHX	OHN	Bestelnummer	Afmetingen, mm H	LF	WF	HF	KG	MIID
	G	25L	33.0	50.0	33.0	**QD-RL1G33-25A**	31.9	110.0	8.3	25.0	0.19	QD-NG-0300-0002-CM
		25L	33.0	50.0	33.0	**QD-RR1G33-25A**	31.9	110.0	2.7	25.0	0.20	QD-NG-0300-0002-CM



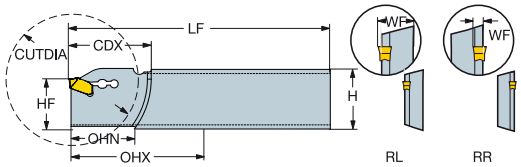

Enkelzijdig afsteekblad met gebogen versterking

	SSC	CZC_{MS}	CDX	OHX	OHN	Bestelnummer	Afmetingen, mm H	LF	WF	HF	CUTDIA	KG	MIID
	G	21L	33.0	50.0	33.0	**QD-RL1G33-21D**	25.9	110.0	8.3	21.4	66	0.17	QD-NG-0300-0002-CM
		21L	26.0	50.0	26.0	**QD-RR1G26-21D**	25.9	110.0	2.7	21.4	52	0.17	QD-NG-0300-0002-CM
		21L	33.0	50.0	33.0	**QD-RR1G33-21D**	25.9	110.0	2.7	21.4	66	0.17	QD-NG-0300-0002-CM



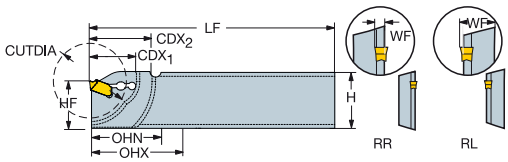

Enkelzijdig afsteekblad met twee gebogen versterkingen

	SSC	CZC_{MS}	CDX_1	CDX_2	OHX	OHN	Bestelnummer	Afmetingen, mm H	LF	WF	HF	CUTDIA	KG	MIID
	E	21L	18.0	28.0	50.0	18.0	**QD-RR1E18-21D2**	25.9	110.0	1.8	21.4	36	0.17	QD-NE-0200-0002-CM
	G	21L	18.0	28.0	50.0	18.0	**QD-RR1G18-21D2**	25.9	110.0	2.7	21.4	36	0.14	QD-NG-0300-0002-CM

SSC = Moet overeenkomen met SSC op wisselplaat.

R = Rechts, L = Links

Ga voor reserveonderdelen naar www.sandvik.coromant.com

B51 F2 E1 H36 H35 H20

SANDVIK Coromant

CoroCut® QD blad voor afsteken

Veerblokkeringsuitvoering

Linkse koppeling



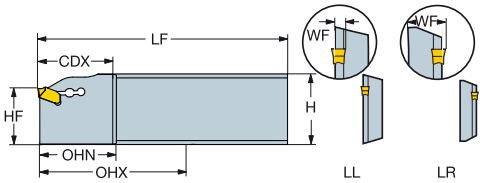

Enkelzijdig afsteekblad met rechte versterking

	SSC	CZC_{MS}	CDX	OHX	OHN	Bestelnummer	Afmetingen, mm H	LF	WF	HF	KG	MIID
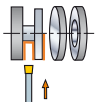	G	25R	33.0	50.0	33.0	**QD-LL1G33-25A**	31.9	110.0	2.7	25.1	0.19	QD-NG-0300-0002-CM
		25R	33.0	50.0	33.0	**QD-LR1G33-25A**	31.9	110.0	8.3	25.1	0.19	QD-NG-0300-0002-CM



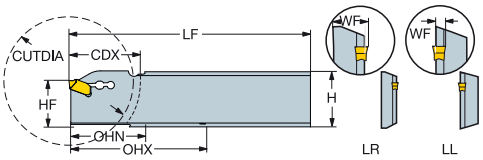

Enkelzijdig afsteekblad met gebogen versterking

	SSC	CZC_{MS}	CDX	OHX	OHN	Bestelnummer	Afmetingen, mm H	LF	WF	HF	CUTDIA	KG	MIID
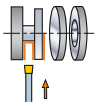	G	21R	26.0	50.0	26.0	**QD-LL1G26-21D**	25.9	110.0	2.7	21.4	52	0.17	QD-NG-0300-0002-CM
		21R	33.0	50.0	33.0	**QD-LL1G33-21D**	25.9	110.0	2.7	21.4	66	0.17	QD-NG-0300-0002-CM
		21R	33.0	50.0	33.0	**QD-LR1G33-21D**	25.9	110.0	8.3	21.4	66	0.17	QD-NG-0300-0002-CM

SSC = Moet overeenkomen met SSC op wisselplaat.
Ga voor reserveonderdelen naar www.sandvik.coromant.com

R = Rechts, L = Links

B51 F2 E1 H36 H35 H20

CoroCut® QD kop voor groefsteken

Veerblokkeringsuitvoering

CoroTurn® HP - Precisie koelmiddeltoevoer



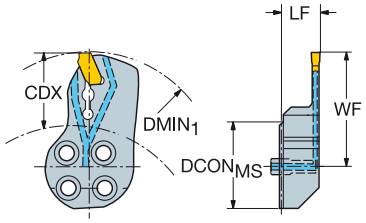

	SSC	CZC_{MS}	CDX	$DMIN_1$	CNSC	Bestelnummer	$DCON_{MS}$	LF	WF	HF	BAR	KG	MIID
							Afmetingen, mm						
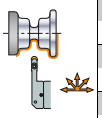	E	25	22.0	55.0	1	**SL-QD-R/LGE22C25**	25	9.0	36.1	0.1	80	0.07	QD-NE-0200-0002-CM
		32	26.0	64.0	1	**SL-QD-R/LGE26C32**	32	11.0	43.6	0.1	80	0.11	QD-NE-0200-0002-CM
	F	25	22.0	65.0	1	**SL-QD-RGF22C25**	25	9.0	36.1	0.1	80	0.07	QD-NF-0250-0002-CM
		32	26.0	65.0	1	**SL-QD-R/LGF26C32**	32	11.0	43.6	0.1	80	0.11	QD-NF-0250-0002-CM
	G	25	22.0	70.0	1	**SL-QD-R/LGG22C25**	25	9.0	36.1	0.1	80	0.07	QD-NG-0300-0002-CM
		32	26.0	70.0	1	**SL-QD-R/LGG26C32**	32	11.0	43.6	0.1	80	0.11	QD-NG-0300-0002-CM
		40	32.0	80.0	1	**SL-QD-R/LGG32C40**	40	12.0	53.6	0.1	80	0.17	QD-NG-0300-0002-CM
	H	32	32.0	75.0	1	**SL-QD-R/LGH32C32**	32	11.0	49.6	0.1	80	0.13	QD-NH-0400-0002-CM
		40	40.0	90.0	1	**SL-QD-R/LGH40C40**	40	12.0	61.6	0.1	80	0.19	QD-NH-0400-0002-CM
	J	40	40.0	130.0	1	**SL-QD-R/LGJ40C40**	40	12.0	61.6	0.1	80	0.21	QD-NJ-0500-0002-CM
	K	40	40.0	130.0	1	**SL-QD-R/LGK40C40**	40	12.0	61.6	0.1	80	0.21	QD-NK-0600-0003-CM

SSC = Moet overeenkomen met SSC op wisselplaat. R = Rechts, L = Links

		Reserve onderdelen
SSC	CZC_{MS}	Pasbus
E	25	5552 058-02
E	32	5638 031-01
F	25	5552 058-02
F	32	5638 031-01
G	25	5552 058-02
G	32-40	5638 031-01
H	32-40	5638 031-01
J	40	5638 031-01
K	40	5638 031-01

Ga voor de complete lijst van reserveonderdelen naar www.sandvik.coromant.com

B51 F2 H36 H35 H21 H5 H2

CoroCut® QF

Veilig kopsteken

Toepassing

- Kopsteken

ISO toepassingsgebied:

P M K N S



Voordelen en kenmerken

- CoroTurn® SL snijkoppen voor kopsteken
- Toevoer van koelmiddel door het gereedschap met hoge nauwkeurigheid
- Ideaal bij het werken met bredere wisselplaten
- Gemakkelijke wisselplaatopspanning waarborgt een correcte opspankracht
- Wisselplaten ontworpen voor M04 (QFT) en M03 (QFU) spilrotatie
- Geoptimaliseerde vrijloop aan de zijkanten nodig voor kopsteken

www.sandvik.coromant.com/corocutqf

Klemhouders

- Coromant Capto® klemhouder-units
- Schachtgereedschappen
- QS-schachtgereedschappen
- CoroTurn® SL-koppen

Wisselplaten

CW 3, 4, 6 en 8 mm (0.118, 0.157, 0.236 en 0.315 inch)
Hardmetaalsoort GC1105, GC1125, GC1135, GC1145, H10F
-TF geometrie voor groefsteken en zijdraaien
-GF geslepen geometrie voor groefsteken
-RM geometrie voor profieldraaien

"Tailor Made"

Bouw een geoptimaliseerd gereedschap met exacte snijdiepte en diameterbereik voor uw component.

Innovatieve bladuitvoering

Meer materiaal in de zwakste dwarsdoorsnede en verminderde massa in het voorste deel van het blad bieden een hogere dynamische stijfheid, waardoor trillingen effectief worden gereduceerd. De sleuf is geoptimaliseerd om de juiste klemkracht te bieden.

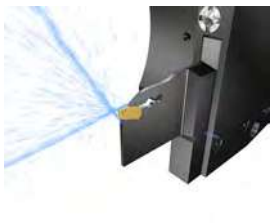

 B51

 B51

 B51

 H35

CoroCut® QF wisselplaat voor kopsteken



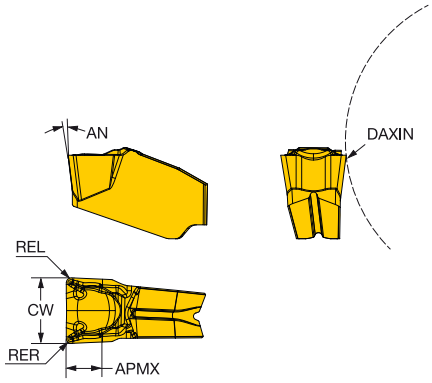

	SSC	CW	REL	RER	DAXIN	Bestelcode	P 1105	P 1125	P 1135	P 1145	M 1105	M 1125	M 1135	M 1145	K 1125	K 1135	N 1105	N 1125	N 1135	S 1105	S 1125	S 1135	S 1145	Afmetingen, mm AN	CWTOLL	CWTOLU	RETOLL	RETOLU
Nabewerken	QFT-G	3.00	0.30	0.30	30.0	QFT-G-0300-03-TF	☆	☆	★	☆	☆	☆	★	☆	★	☆	☆	★	☆	☆	☆	☆	★	7°	-0.050	0.050	-0.050	0.050
	QFT-H	4.00	0.30	0.30	30.0	QFT-H-0400-03-TF	☆	☆	★	☆	☆	☆	★	☆	★	☆	☆	★	☆	☆	☆	☆	★	7°	-0.050	0.050	-0.050	0.050
	QFT-K	6.00	0.40	0.40	45.0	QFT-K-0600-04-TF		☆	★	☆		☆	★	☆	★	☆		★			☆	☆	★	7°	-0.050	0.050	-0.050	0.050
	QFT-L	8.00	0.80	0.80	60.0	QFT-L-0800-08-TF		☆	★	☆		☆	★	☆	★	☆		★			☆	☆	★	8°	-0.050	0.050	-0.050	0.050



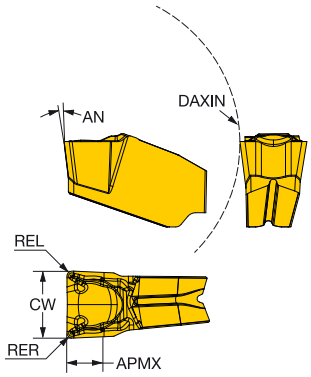

	SSC	CW	REL	RER	DAXIN	Bestelcode	P 1105	P 1125	P 1135	P 1145	M 1105	M 1125	M 1135	M 1145	K 1125	K 1135	N 1105	N 1125	N 1135	S 1105	S 1125	S 1135	S 1145	Afmetingen, mm AN	CWTOLL	CWTOLU	RETOLL	RETOLU
Nabewerken	QFU-G	3.00	0.30	0.30	30.0	QFU-G-0300-03-TF	☆	☆	★	☆	☆	☆	★	☆	★	☆	☆	★	☆	☆	☆	☆	★	7°	-0.050	0.050	-0.050	0.050
	QFU-H	4.00	0.30	0.30	30.0	QFU-H-0400-03-TF	☆	☆	★	☆	☆	☆	★	☆	★	☆	☆	★	☆	☆	☆	☆	★	7°	-0.050	0.050	-0.050	0.050
	QFU-K	6.00	0.40	0.40	45.0	QFU-K-0600-04-TF		☆	★	☆		☆	★	☆	★	☆		★			☆	☆	★	7°	-0.050	0.050	-0.050	0.050
	QFU-L	8.00	0.80	0.80	60.0	QFU-L-0800-08-TF		☆	★	☆		☆	★	☆	★	☆		★			☆	☆	★	8°	-0.050	0.050	-0.050	0.050

SSC = Moet corresponderen met SSC op houder.

B73 B85 B137 H36

CoroCut® QF wisselplaat voor kopsteken



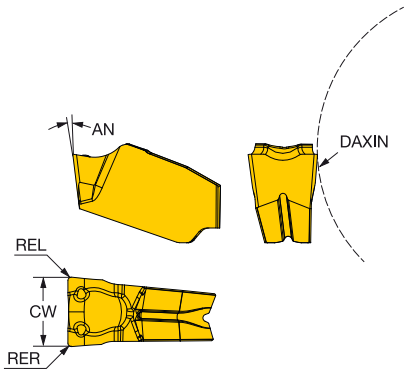

	SSC	CW	REL	RER	DAXIN	Bestelcode	P			M			K	N			S			Afmetingen, mm				
							1125	1105	1125	1105	1125	H10F	1125	1105	1125	H10F	1105	1125	H10F	AN	CWTOLL	CWTOLU	RETOLL	RETOLU
Nabewerken	QFT-G	3.00	0.20	0.20	30.0	QFT-G-0300-02-GF	★	☆	★	★	☆	★	★	☆	☆	★	★	☆	☆	7°	-0.020	0.020	-0.050	0.050
	QFT-H	4.00	0.20	0.20	30.0	QFT-H-0400-02-GF	★	☆	★	★	☆	★	★	☆	☆	★	★	☆	☆	7°	-0.020	0.020	-0.050	0.050



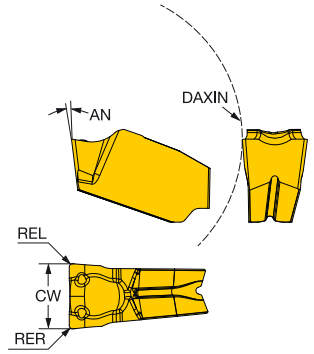

	SSC	CW	REL	RER	DAXIN	Bestelcode	P			M			K	N			S			Afmetingen, mm				
							1125	1105	1125	1105	1125	H10F	1125	1105	1125	H10F	1105	1125	H10F	AN	CWTOLL	CWTOLU	RETOLL	RETOLU
Nabewerken	QFU-G	3.00	0.20	0.20	30.0	QFU-G-0300-02-GF	★	☆	★	★	☆	★	★	☆	☆	★	★	☆	☆	7°	-0.020	0.020	-0.050	0.050
	QFU-H	4.00	0.20	0.20	30.0	QFU-H-0400-02-GF	★	☆	★	★	☆	★	★	☆	☆	★	★	☆	☆	7°	-0.020	0.020	-0.050	0.050

SSC = Moet corresponderen met SSC op houder.

B73 B85 B137 H36

CoroCut® QF wisselplaat voor kopsteken



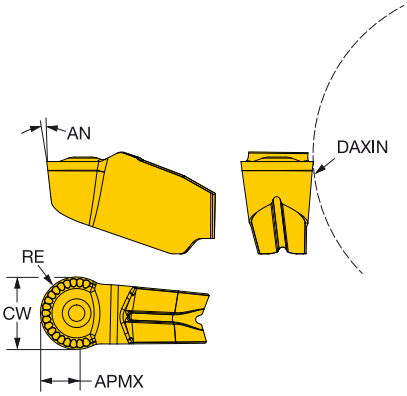

	SSC	CW	RE	DAXIN	Bestelcode	P		M			K		N		S			Afmetingen, mm		
						1125	1135	1105	1125	1135	1125	1135	1105	1125	1105	1125	1135	AN	CWTOLL	CWTOLU
Middelmatig	QFT-G	3.00	1.50	30.0	QFT-G-0300-RM	☆	★	☆	☆	★	★	☆	★	☆	★	☆	☆	7°	-0.050	0.050
	QFT-H	4.00	2.00	30.0	QFT-H-0400-RM	☆	★	☆	☆	★	★	☆	★	☆	★	☆	☆	7°	-0.050	0.050
	QFT-K	6.00	3.00	45.0	QFT-K-0600-RM	☆	★	☆	☆	★	★	☆	★	☆	★	☆	☆	7°	-0.050	0.050



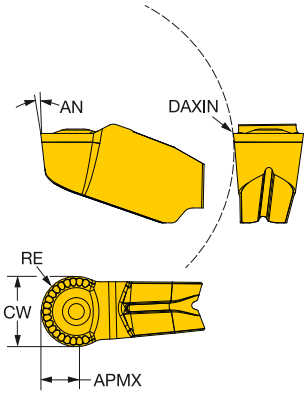

	SSC	CW	RE	DAXIN	Bestelcode	P		M			K		N		S			Afmetingen, mm		
						1125	1135	1105	1125	1135	1125	1135	1105	1125	1105	1125	1135	AN	CWTOLL	CWTOLU
Middelmatig	QFU-G	3.00	1.50	30.0	QFU-G-0300-RM	☆	★	☆	☆	★	★	☆	★	☆	★	☆	☆	7°	-0.050	0.050
	QFU-H	4.00	2.00	30.0	QFU-H-0400-RM	☆	★	☆	☆	★	★	☆	★	☆	★	☆	☆	7°	-0.050	0.050
	QFU-K	6.00	3.00	45.0	QFU-K-0600-RM	☆	★	☆	☆	★	★	☆	★	☆	★	☆	☆	7°	-0.050	0.050

SSC = Moet corresponderen met SSC op houder.

B73 B85 B137 H36

CoroCut® QF snij-unit voor kopsteken

Veerklemminguitvoering

Precisie koelmiddeltoevoer





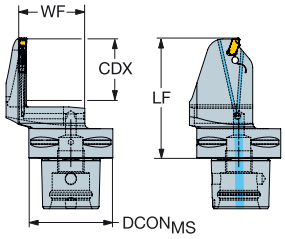

Vorm B

	SSC	CZC_{MS}	CDX	DAXIN	DAXX	CNSC	Bestelnummer	Afmetingen, mm $DCON_{MS}$	LF	WF	BAR	KG	MIID
	QFT-K	C5	26.0	45.0	100.0	3	C5-QFT-RK26C-045B	50	61.6	33.0	150	0.68	QFT-K-0600-04-TF
		C5	32.0	88.0	180.0	3	C5-QFT-RK32C-088B	50	67.6	33.0	150	0.68	QFT-K-0600-04-TF
		C5	32.0	168.0	400.0	3	C5-QFT-RK32C-168B	50	67.6	33.0	150	0.71	QFT-K-0600-04-TF
		C5	32.0	220.0	1000.0	3	C5-QFT-RK32C-220B	50	67.6	33.0	150	0.72	QFT-K-0600-04-TF
		C6	26.0	45.0	100.0	3	C6-QFT-RK26C-045B	63	65.1	39.0	150	1.14	QFT-K-0600-04-TF
		C6	32.0	88.0	180.0	3	C6-QFT-RK32C-088B	63	71.1	39.0	150	1.14	QFT-K-0600-04-TF
		C6	32.0	168.0	400.0	3	C6-QFT-RK32C-168B	63	71.1	39.0	150	1.15	QFT-K-0600-04-TF
		C6	32.0	220.0	1000.0	3	C6-QFT-RK32C-220B	63	71.1	39.0	150	1.14	QFT-K-0600-04-TF
		C8	26.0	45.0	100.0	3	C8-QFT-RK26C-045B	80	73.1	42.0	150	2.14	QFT-K-0600-04-TF
		C8	32.0	88.0	180.0	3	C8-QFT-RK32C-088B	80	79.1	42.0	150	2.14	QFT-K-0600-04-TF
		C8	32.0	168.0	400.0	3	C8-QFT-RK32C-168B	80	79.1	42.0	150	1.14	QFT-K-0600-04-TF
		C8	32.0	220.0	1000.0	3	C8-QFT-RK32C-220B	80	79.1	42.0	150	1.14	QFT-K-0600-04-TF
	QFT-L	C6	33.0	60.0	150.0	3	C6-QFT-RL33C-060B	63	72.1	39.0	150	1.14	QFT-L-0800-08-TF
		C8	33.0	60.0	150.0	3	C8-QFT-RL33C-060B	80	80.1	42.0	150	2.14	QFT-L-0800-08-TF
		C6	38.0	120.0	300.0	3	C6-QFT-RL38C-120B	63	77.1	39.0	150	2.14	QFT-L-0800-08-TF
		C6	50.0	220.0	1000.0	3	C6-QFT-RL50C-220B	63	89.1	39.0	150	1.23	QFT-L-0800-08-TF
		C8	38.0	120.0	300.0	3	C8-QFT-RL38C-120B	80	85.1	42.0	150	1.09	QFT-L-0800-08-TF
		C8	50.0	220.0	1000.0	3	C8-QFT-RL50C-220B	80	97.1	42.0	150	1.09	QFT-L-0800-08-TF

SSC = Moet overeenkomen met SSC op wisselplaat. R = rechts

Ga voor reserveonderdelen naar www.sandvik.coromant.com

B70 F2 E1 H36 H5

CoroCut® QF snij-unit voor kopsteken

Veerklemminguitvoering

Precisie koelmiddeltoevoer





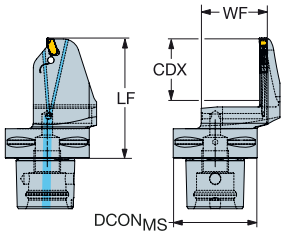

Vorm B

	SSC	CZC_{MS}	CDX	DAXIN	DAXX	CNSC	Bestelnummer	Afmetingen, mm $DCON_{MS}$	LF	WF	BAR	KG	MIID
	QFU-K	C5	26.0	45.0	100.0	3	**C5-QFU-LK26C-045B**	50	61.6	33.0	150	0.68	QFU-K-0600-04-TF
		C5	32.0	88.0	180.0	3	**C5-QFU-LK32C-088B**	50	67.6	33.0	150	0.68	QFU-K-0600-04-TF
		C5	32.0	168.0	400.0	3	**C5-QFU-LK32C-168B**	50	67.6	33.0	150	0.71	QFU-K-0600-04-TF
		C5	32.0	220.0	1000.0	3	**C5-QFU-LK32C-220B**	50	67.6	33.0	150	0.71	QFU-K-0600-04-TF
		C6	26.0	45.0	100.0	3	**C6-QFU-LK26C-045B**	63	65.1	39.0	150	1.14	QFU-K-0600-04-TF
		C6	32.0	88.0	180.0	3	**C6-QFU-LK32C-088B**	63	71.1	39.0	150	1.15	QFU-K-0600-04-TF
		C6	32.0	168.0	400.0	3	**C6-QFU-LK32C-168B**	63	71.1	39.0	150	2.14	QFU-K-0600-04-TF
		C6	32.0	220.0	1000.0	3	**C6-QFU-LK32C-220B**	63	71.1	39.0	150	1.15	QFU-K-0600-04-TF
		C8	26.0	45.0	100.0	3	**C8-QFU-LK26C-045B**	80	73.1	42.0	150	2.14	QFU-K-0600-04-TF
		C8	32.0	88.0	180.0	3	**C8-QFU-LK32C-088B**	80	79.1	42.0	150	2.14	QFU-K-0600-04-TF
		C8	32.0	168.0	400.0	3	**C8-QFU-LK32C-168B**	80	79.1	42.0	150	1.14	QFU-K-0600-04-TF
		C8	32.0	220.0	1000.0	3	**C8-QFU-LK32C-220B**	80	79.1	42.0	150	1.14	QFU-K-0600-04-TF
	QFU-L	C6	33.0	60.0	150.0	3	**C6-QFU-LL33C-060B**	63	72.1	39.0	150	1.14	QFU-L-0800-08-TF
		C8	33.0	60.0	150.0	3	**C8-QFU-LL33C-060B**	80	80.1	42.0	150	2.14	QFU-L-0800-08-TF
		C6	38.0	120.0	300.0	3	**C6-QFU-LL38C-120B**	63	77.1	39.0	150	1.19	QFU-L-0800-08-TF
		C6	50.0	220.0	1000.0	3	**C6-QFU-LL50C-220B**	63	89.1	39.0	150	1.23	QFU-L-0800-08-TF
		C8	38.0	120.0	300.0	3	**C8-QFU-LL38C-120B**	80	85.1	42.0	150	1.09	QFU-L-0800-08-TF
		C8	50.0	220.0	1000.0	3	**C8-QFU-LL50C-220B**	80	97.1	42.0	150	2.21	QFU-L-0800-08-TF

SSC = Moet overeenkomen met SSC op wisselplaat. L = links

Ga voor reserveonderdelen naar www.sandvik.coromant.com

B70 F2 E1 H36 H5

SANDVIK Coromant

CoroCut® QF schachtgereedschap voor kopsteken

Veerklemminguitvoering

Precisie koelmiddeltoevoer





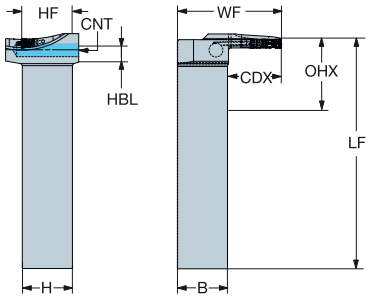

Vorm B

	SSC	CZC_{MS}	CDX	DAXIN	DAXX	OHX	CNSC	Bestelnummer	Afmetingen, mm B	H	HBL	LF	WF	HF	CNT	BAR	KG	MIID
	QFT-K	32 x 32	32.0	80.0	200.0	18.0	3	**QFT-LGK32C3232-080B**	32.0	32.0	18.0	146.0	58.6	32.0	G 1/8-28	150	1.18	QFT-K-0600-04-TF
		32 x 32	32.0	200.0	1000.0	18.0	3	**QFT-LGK32C3232-200B**	32.0	32.0	18.0	146.0	58.6	32.0	G 1/8-28	150	1.00	QFT-K-0600-04-TF

SSC = Moet overeenkomen met SSC op wisselplaat.

Reserve onderdelen	
Plug	Plug
3214 013-01	3214 012-01

Ga voor de complete lijst van reserveonderdelen naar www.sandvik.coromant.com


B70


F2


E1



H36



H5

CoroCut® QF schachtgereedschap voor kopsteken

Veerklemminguitvoering

Precisie koelmiddeltoevoer





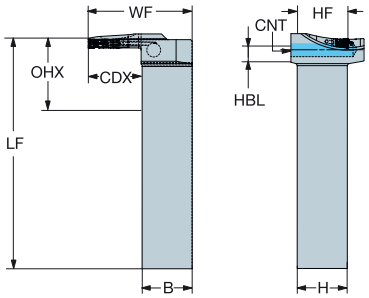

Vorm B

	SSC	CZC_{MS}	CDX	DAXIN	DAXX	OHX	CNSC	Bestelnummer	Afmetingen, mm B	H	HBL	LF	WF	HF	CNT	BAR	KG	MIID
	QFU-K	32 x 32	32.0	80.0	200.0	18.0	3	**QFU-RGK32C3232-080B**	32.0	32.0	18.0	146.0	58.6	32.0	G 1/8-28	150	1.18	QFU-K-0600-04-TF
		32 x 32	32.0	200.0	1000.0	18.0	3	**QFU-RGK32C3232-200B**	32.0	32.0	18.0	146.0	58.6	32.0	G 1/8-28	150	1.18	QFU-K-0600-04-TF

SSC = Moet overeenkomen met SSC op wisselplaat.

Reserve onderdelen	
Plug	Plug
3214 013-01	3214 012-01

Ga voor de complete lijst van reserveonderdelen naar www.sandvik.coromant.com

B70 F2 E1 H36 H5

CoroCut® QF schachtgereedschap voor kopsteken

Veerklemminguitvoering

Precisie koelmiddeltoevoer





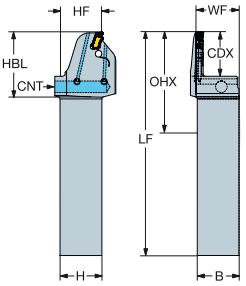

Vorm B

	SSC	CZC_{MS}	CDX	DAXIN	DAXX	OHX	CNSC	Bestelnummer	Afmetingen, mm B	H	HBL	LF	WF	HF	CNT	BAR	KG	MIID
	QFT-K	32 x 32	32.0	80.0	180.0	51.6	3	**QFT-RFK32C3232-080B**	32.0	32.0	51.6	170.0	33.0	32.0	G 1/8-28	150	1.18	QFT-K-0600-04-TF
		32 x 32	32.0	160.0	400.0	51.6	3	**QFT-RFK32C3232-160B**	32.0	32.0	51.6	170.0	33.0	32.0	G 1/8-28	150	1.18	QFT-K-0600-04-TF
		32 x 32	32.0	220.0	1000.0	51.6	3	**QFT-RFK32C3232-220B**	32.0	32.0	51.6	170.0	33.0	32.0	G 1/8-28	150	1.18	QFT-K-0600-04-TF
	QFT-L	32 x 32	33.0	60.0	150.0	52.6	3	**QFT-RFL33C3232-060B**	32.0	32.0	52.6	170.0	33.0	32.0	G 1/8-28	150	1.18	QFT-L-0800-08-TF
		32 x 32	38.0	120.0	300.0	57.6	3	**QFT-RFL38C3232-120B**	32.0	32.0	57.6	170.0	33.0	32.0	G 1/8-28	150	1.18	QFT-L-0800-08-TF
		32 x 32	50.0	220.0	1000.0	69.6	3	**QFT-RFL50C3232-220B**	32.0	32.0	69.6	170.0	33.0	32.0	G 1/8-28	150	1.09	QFT-L-0800-08-TF

SSC = Moet overeenkomen met SSC op wisselplaat.

Reserve onderdelen	
Plug	Plug
3214 013-01	3214 012-01

Ga voor de complete lijst van reserveonderdelen naar www.sandvik.coromant.com

B70 F2 E1 H36 H5

CoroCut® QF schachtgereedschap voor kopsteken

Veerklemminguitvoering

Precisie koelmiddeltoevoer





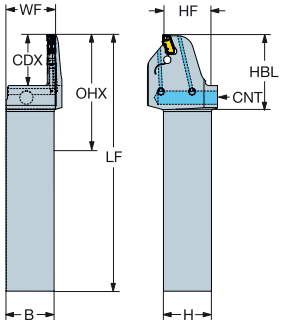

Vorm B

	SSC	CZC_{MS}	CDX	DAXIN	DAXX	OHX	CNSC	Bestelnummer	Afmetingen, mm B	H	HBL	LF	WF	HF	CNT	BAR	KG	MIID
	QFU-K	32 x 32	32.0	80.0	180.0	51.6	3	**QFU-LFK32C3232-080B**	32.0	32.0	51.6	170.0	33.0	32.0	G 1/8-28	150	1.18	QFU-K-0600-04-TF
		32 x 32	32.0	160.0	400.0	51.6	3	**QFU-LFK32C3232-160B**	32.0	32.0	51.6	170.0	33.0	32.0	G 1/8-28	150	1.18	QFU-K-0600-04-TF
		32 x 32	32.0	220.0	1000.0	51.6	3	**QFU-LFK32C3232-220B**	32.0	32.0	51.6	170.0	33.0	32.0	G 1/8-28	150	1.18	QFU-K-0600-04-TF
	QFU-L	32 x 32	33.0	60.0	150.0	52.6	3	**QFU-LFL33C3232-060B**	32.0	32.0	52.6	170.0	33.0	32.0	G 1/8-28	150	1.18	QFU-L-0800-08-TF
		32 x 32	38.0	120.0	300.0	57.6	3	**QFU-LFL38C3232-120B**	32.0	32.0	57.6	170.0	33.0	32.0	G 1/8-28	150	1.18	QFU-L-0800-08-TF
		32 x 32	50.0	220.0	1000.0	69.6	3	**QFU-LFL50C3232-220B**	32.0	32.0	69.6	170.0	33.0	32.0	G 1/8-28	150	1.09	QFU-L-0800-08-TF

SSC = Moet overeenkomen met SSC op wisselplaat.

Reserve onderdelen	
Plug	Plug
3214 013-01	3214 012-01

Ga voor de complete lijst van reserveonderdelen naar www.sandvik.coromant.com

B70 F2 E1 H36 H5

CoroCut® QF QS schachtgereedschap voor kopsteken

Veerklemminguitvoering

Precisie koelmiddeltoevoer





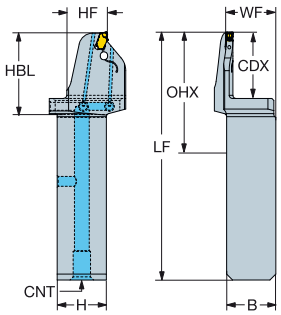

Vorm B

	SSC	CZC_{MS}	CDX	DAXIN	DAXX	OHX	OHN	CNSC	Bestelnummer	Afmetingen, mm B	H	HBL	LF	WF	HF	CNT	BAR	KG	MIID
	QFT-G	25 x 25	20.0	30.0	42.0	29.6	29.6	3	QFT-RFG20C2525-030B	25.0	25.0	29.6	113.6	25.5	25.0	G 1/8-28	150	0.50	QFT-G-0300-03-TF
		25 x 25	25.0	35.0	52.0	34.6	34.6	3	QFT-RFG25C2525-035B	25.0	25.0	34.6	118.6	25.5	25.0	G 1/8-28	150	0.48	QFT-G-0300-03-TF
		25 x 25	25.0	45.0	60.0	34.6	34.6	3	QFT-RFG25C2525-045B	25.0	25.0	34.6	118.6	25.5	25.0	G 1/8-28	150	0.48	QFT-G-0300-03-TF
		25 x 25	25.0	55.0	70.0	34.6	34.6	3	QFT-RFG25C2525-055B	25.0	25.0	34.6	118.6	25.5	25.0	G 1/8-28	150	0.48	QFT-G-0300-03-TF
		25 x 25	30.0	70.0	100.0	39.6	39.6	3	QFT-RFG30C2525-070B	25.0	25.0	39.6	123.6	25.5	25.0	G 1/8-28	150	0.48	QFT-G-0300-03-TF
		25 x 25	30.0	100.0	156.0	39.6	39.6	3	QFT-RFG30C2525-100B	25.0	25.0	39.6	123.6	25.5	25.0	G 1/8-28	150	0.48	QFT-G-0300-03-TF
		25 x 25	30.0	150.0	310.0	39.6	39.6	3	QFT-RFG30C2525-150B	25.0	25.0	39.6	123.6	25.5	25.0	G 1/8-28	150	0.50	QFT-G-0300-03-TF
	QFT-H	25 x 25	22.0	30.0	45.0	31.6	31.6	3	QFT-RFH22C2525-030B	25.0	25.0	31.6	115.6	25.5	25.0	G 1/8-28	150	0.48	QFT-H-0400-03-TF
		25 x 25	22.0	35.0	55.0	31.6	31.6	3	QFT-RFH22C2525-035B	25.0	25.0	31.6	115.6	25.5	25.0	G 1/8-28	150	0.48	QFT-H-0400-03-TF
		25 x 25	25.0	35.0	55.0	34.6	34.6	3	QFT-RFH25C2525-035B	25.0	25.0	34.6	118.6	25.5	25.0	G 1/8-28	150	0.49	QFT-H-0400-03-TF
		25 x 25	26.0	45.0	75.0	35.6	35.6	3	QFT-RFH26C2525-045B	25.0	25.0	35.6	119.6	25.5	25.0	G 1/8-28	150	0.49	QFT-H-0400-03-TF
		25 x 25	26.0	65.0	108.0	35.6	35.6	3	QFT-RFH26C2525-065B	25.0	25.0	35.6	119.6	25.5	25.0	G 1/8-28	150	0.48	QFT-H-0400-03-TF
		25 x 25	26.0	100.0	160.0	35.6	35.6	3	QFT-RFH26C2525-100B	25.0	25.0	35.6	119.6	25.5	25.0	G 1/8-28	150	0.48	QFT-H-0400-03-TF
		25 x 25	26.0	150.0	310.0	35.6	35.6	3	QFT-RFH26C2525-150B	25.0	25.0	35.6	119.6	25.5	25.0	G 1/8-28	150	0.48	QFT-H-0400-03-TF
		25 x 25	26.0	300.0	510.0	35.6	35.6	3	QFT-RFH26C2525-300B	25.0	25.0	35.6	119.6	25.5	25.0	G 1/8-28	150	0.49	QFT-H-0400-03-TF
		25 x 25	26.0	500.0	2000.0	35.6	35.6	3	QFT-RFH26C2525-500B	25.0	25.0	35.6	119.6	25.5	25.0	G 1/8-28	150	0.48	QFT-H-0400-03-TF
		25 x 25	32.0	45.0	75.0	41.6	41.6	3	QFT-RFH32C2525-045B	25.0	25.0	41.6	125.6	25.5	25.0	G 1/8-28	150	0.49	QFT-H-0400-03-TF
		25 x 25	32.0	65.0	108.0	41.6	41.6	3	QFT-RFH32C2525-065B	25.0	25.0	41.6	125.6	25.5	25.0	G 1/8-28	150	0.50	QFT-H-0400-03-TF
		25 x 25	38.0	100.0	160.0	47.6	47.6	3	QFT-RFH38C2525-100B	25.0	25.0	47.6	131.6	25.5	25.0	G 1/8-28	150	0.50	QFT-H-0400-03-TF
		25 x 25	38.0	150.0	310.0	47.6	47.6	3	QFT-RFH38C2525-150B	25.0	25.0	47.6	131.6	25.5	25.0	G 1/8-28	150	0.50	QFT-H-0400-03-TF
		25 x 25	38.0	300.0	510.0	47.6	47.6	3	QFT-RFH38C2525-300B	25.0	25.0	47.6	131.6	25.5	25.0	G 1/8-28	150	0.50	QFT-H-0400-03-TF
		25 x 25	38.0	500.0	2000.0	47.6	47.6	3	QFT-RFH38C2525-500B	25.0	25.0	47.6	131.6	25.5	25.0	G 1/8-28	150	0.50	QFT-H-0400-03-TF
	QFT-K	25 x 25	26.0	45.0	110.0	35.6		3	QFT-RFK26C2525-045B	25.0	25.0	8.0	119.6	26.0	25.0	G 1/8-28	150	0.48	QFT-K-0600-04-TF
		25 x 25	26.0	80.0	180.0	35.6		3	QFT-RFK26C2525-080B	25.0	25.0	8.0	119.6	26.0	25.0	G 1/8-28	150	0.48	QFT-K-0600-04-TF
		25 x 25	32.0	160.0	400.0	41.6		3	QFT-RFK32C2525-160B	25.0	25.0	8.0	125.6	26.0	25.0	G 1/8-28	150	0.48	QFT-K-0600-04-TF

SSC = Moet overeenkomen met SSC op wisselplaat.

Reserve onderdelen	
Plug	Plug
3214 013-01	3214 012-01

Ga voor de complete lijst van reserveonderdelen naar www.sandvik.coromant.com


B70


F2


E1



H36



H5

CoroCut® QF QS schachtgereedschap voor kopsteken

Veerklemminguitvoering

Precisie koelmiddeltoevoer





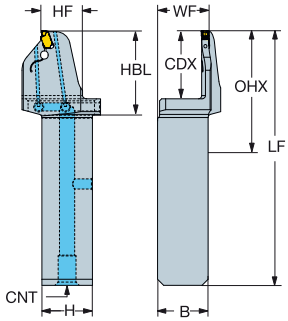

Vorm B

	SSC	CZC_{MS}	CDX	DAXIN	DAXX	OHX	OHN	CNSC	Bestelnummer	Afmetingen, mm B	H	HBL	LF	WF	HF	CNT	BAR	KG	MIID
	QFU-G	25 x 25	20.0	30.0	42.0	29.6	29.6	3	**QFU-LFG20C2525-030B**	25.0	25.0	29.6	113.6	25.5	25.0	G 1/8-28	150	0.48	QFU-G-0300-03-TF
		25 x 25	25.0	35.0	52.0	34.6	34.6	3	**QFU-LFG25C2525-035B**	25.0	25.0	34.6	118.6	25.5	25.0	G 1/8-28	150	0.50	QFU-G-0300-03-TF
		25 x 25	25.0	45.0	60.0	34.6	34.6	3	**QFU-LFG25C2525-045B**	25.0	25.0	34.6	118.6	25.5	25.0	G 1/8-28	150	0.48	QFU-G-0300-03-TF
		25 x 25	25.0	55.0	70.0	34.6	34.6	3	**QFU-LFG25C2525-055B**	25.0	25.0	34.6	118.6	25.5	25.0	G 1/8-28	150	0.48	QFU-G-0300-03-TF
		25 x 25	30.0	70.0	100.0	39.6	39.6	3	**QFU-LFG30C2525-070B**	25.0	25.0	39.6	123.6	25.5	25.0	G 1/8-28	150	0.49	QFU-G-0300-03-TF
		25 x 25	30.0	100.0	156.0	39.6	39.6	3	**QFU-LFG30C2525-100B**	25.0	25.0	39.6	123.6	25.5	25.0	G 1/8-28	150	0.49	QFU-G-0300-03-TF
		25 x 25	30.0	150.0	310.0	39.6	39.6	3	**QFU-LFG30C2525-150B**	25.0	25.0	39.6	123.6	25.5	25.0	G 1/8-28	150	0.48	QFU-G-0300-03-TF
	QFU-H	25 x 25	22.0	30.0	45.0	31.6	31.6	3	**QFU-LFH22C2525-030B**	25.0	25.0	31.6	115.6	25.5	25.0	G 1/8-28	150	0.49	QFU-H-0400-03-TF
		25 x 25	22.0	35.0	55.0	31.6	31.6	3	**QFU-LFH22C2525-035B**	25.0	25.0	31.6	115.6	25.5	25.0	G 1/8-28	150	0.56	QFU-H-0400-03-TF
		25 x 25	25.0	35.0	55.0	34.6	34.6	3	**QFU-LFH25C2525-035B**	25.0	25.0	34.6	118.6	25.5	25.0	G 1/8-28	150	0.49	QFU-H-0400-03-TF
		25 x 25	26.0	45.0	75.0	35.6	35.6	3	**QFU-LFH26C2525-045B**	25.0	25.0	35.6	119.6	25.5	25.0	G 1/8-28	150	0.48	QFU-H-0400-03-TF
		25 x 25	26.0	65.0	108.0	35.6	35.6	3	**QFU-LFH26C2525-065B**	25.0	25.0	35.6	119.6	25.5	25.0	G 1/8-28	150	0.48	QFU-H-0400-03-TF
		25 x 25	26.0	100.0	160.0	35.6	35.6	3	**QFU-LFH26C2525-100B**	25.0	25.0	35.6	119.6	25.5	25.0	G 1/8-28	150	0.48	QFU-H-0400-03-TF
		25 x 25	26.0	150.0	310.0	35.6	35.6	3	**QFU-LFH26C2525-150B**	25.0	25.0	35.6	119.6	25.5	25.0	G 1/8-28	150	0.49	QFU-H-0400-03-TF
		25 x 25	26.0	300.0	510.0	35.6	35.6	3	**QFU-LFH26C2525-300B**	25.0	25.0	35.6	119.6	25.5	25.0	G 1/8-28	150	0.48	QFU-H-0400-03-TF
		25 x 25	26.0	500.0	2000.0	35.6	35.6	3	**QFU-LFH26C2525-500B**	25.0	25.0	35.6	119.6	25.5	25.0	G 1/8-28	150	0.48	QFU-H-0400-03-TF
		25 x 25	32.0	45.0	75.0	41.6	41.6	3	**QFU-LFH32C2525-045B**	25.0	25.0	41.6	125.6	25.5	25.0	G 1/8-28	150	0.49	QFU-H-0400-03-TF
		25 x 25	32.0	65.0	108.0	41.6	41.6	3	**QFU-LFH32C2525-065B**	25.0	25.0	41.6	125.6	25.5	25.0	G 1/8-28	150	0.52	QFU-H-0400-03-TF
		25 x 25	38.0	100.0	160.0	47.6	47.6	3	**QFU-LFH38C2525-100B**	25.0	25.0	47.6	131.6	25.5	25.0	G 1/8-28	150	0.56	QFU-H-0400-03-TF
		25 x 25	38.0	150.0	310.0	47.6	47.6	3	**QFU-LFH38C2525-150B**	25.0	25.0	47.6	131.6	25.5	25.0	G 1/8-28	150	0.50	QFU-H-0400-03-TF
		25 x 25	38.0	300.0	510.0	47.6	47.6	3	**QFU-LFH38C2525-300B**	25.0	25.0	47.6	131.6	25.5	25.0	G 1/8-28	150	0.56	QFU-H-0400-03-TF
		25 x 25	38.0	500.0	2000.0	47.6	47.6	3	**QFU-LFH38C2525-500B**	25.0	25.0	47.6	131.6	25.5	25.0	G 1/8-28	150	0.56	QFU-H-0400-03-TF
	QFU-K	25 x 25	26.0	45.0	110.0	35.6		3	**QFU-LFK26C2525-045B**	25.0	25.0	8.0	119.6	26.0	25.0	G 1/8-28	150	0.48	QFU-K-0600-04-TF
		25 x 25	26.0	80.0	180.0	35.6		3	**QFU-LFK26C2525-080B**	25.0	25.0	8.0	119.6	26.0	25.0	G 1/8-28	150	0.48	QFU-K-0600-04-TF
		25 x 25	32.0	160.0	400.0	41.6		3	**QFU-LFK32C2525-160B**	25.0	25.0	8.0	125.6	26.0	25.0	G 1/8-28	150	0.48	QFU-K-0600-04-TF

SSC = Moet overeenkomen met SSC op wisselplaat.

Reserve onderdelen	
Plug	Plug
3214 013-01	3214 012-01

Ga voor de complete lijst van reserveonderdelen naar www.sandvik.coromant.com

B70 F2 E1 H36 H5

CoroCut® QF QS schachtgereedschap voor kopsteken

Veerklemminguitvoering

Precisie koelmiddeltoevoer





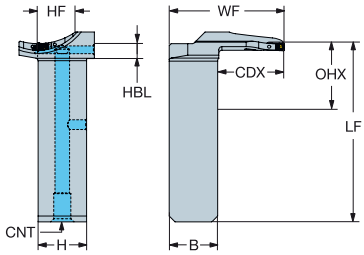

Vorm B

	SSC	CZC_{MS}	CDX	DAXIN	DAXX	OHX	OHN	CNSC	Bestelnummer	Afmetingen, mm B	H	HBL	LF	WF	HF	CNT	BAR	KG	MIID
	QFT-H	25 x 25	22.0	30.0	45.0	8.0	8.0	3	**QFT-LGH22C2525-030B**	25.0	25.0	8.0	92.0	49.1	25.0	G 1/8-28	150	0.50	QFT-H-0400-03-TF
		25 x 25	25.0	35.0	55.0	8.0	8.0	3	**QFT-LGH25C2525-035B**	25.0	25.0	8.0	92.0	52.1	25.0	G 1/8-28	150	0.50	QFT-H-0400-03-TF
		25 x 25	32.0	45.0	75.0	8.0	8.0	3	**QFT-LGH32C2525-045B**	25.0	25.0	8.0	92.0	59.1	25.0	G 1/8-28	150	0.51	QFT-H-0400-03-TF
		25 x 25	32.0	65.0	108.0	8.0	8.0	3	**QFT-LGH32C2525-065B**	25.0	25.0	8.0	92.0	59.1	25.0	G 1/8-28	150	0.51	QFT-H-0400-03-TF
		25 x 25	38.0	100.0	160.0	8.0	8.0	3	**QFT-LGH38C2525-100B**	25.0	25.0	8.0	92.0	65.1	25.0	G 1/8-28	150	0.53	QFT-H-0400-03-TF
		25 x 25	38.0	150.0	310.0	8.0	8.0	3	**QFT-LGH38C2525-150B**	25.0	25.0	8.0	92.0	65.1	25.0	G 1/8-28	150	0.50	QFT-H-0400-03-TF
	QFT-K	25 x 25	26.0	45.0	100.0	8.0		3	**QFT-LGK26C2525-045B**	25.0	25.0	8.0	94.0	52.6	25.0	G 1/8-28	150	0.48	QFT-K-0600-04-TF
		25 x 25	26.0	80.0	180.0	8.0		3	**QFT-LGK26C2525-080B**	25.0	25.0	8.0	94.0	52.6	25.0	G 1/8-28	150	0.48	QFT-K-0600-04-TF
		25 x 25	32.0	160.0	400.0	8.0		3	**QFT-LGK32C2525-160B**	25.0	25.0	8.0	94.0	58.6	25.0	G 1/8-28	150	0.48	QFT-K-0600-04-TF

SSC = Moet overeenkomen met SSC op wisselplaat.

Reserve onderdelen	
Plug	Plug
3214 013-01	3214 012-01

Ga voor de complete lijst van reserveonderdelen naar www.sandvik.coromant.com


B70


F2


E1



H36



H5

CoroCut® QF QS schachtgereedschap voor kopsteken

Veerklemminguitvoering

Precisie koelmiddeltoevoer





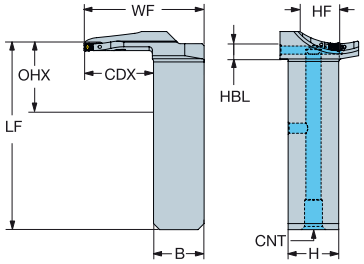

Vorm B

	SSC	CZC_{MS}	CDX	DAXIN	DAXX	OHX	OHN	CNSC	Bestelnummer	Afmetingen, mm B	H	HBL	LF	WF	HF	CNT	BAR	KG	MIID
	QFU-H	25 x 25	22.0	30.0	45.0	8.0	8.0	3	**QFU-RGH22C2525-030B**	25.0	25.0	8.0	92.0	25.5	25.0	G 1/8-28	150	0.50	QFU-H-0400-03-TF
		25 x 25	25.0	35.0	55.0	8.0	8.0	3	**QFU-RGH25C2525-035B**	25.0	25.0	8.0	92.0	52.1	25.0	G 1/8-28	150	0.51	QFU-H-0400-03-TF
		25 x 25	32.0	45.0	75.0	8.0	8.0	3	**QFU-RGH32C2525-045B**	25.0	25.0	8.0	92.0	59.1	25.0	G 1/8-28	150	0.51	QFU-H-0400-03-TF
		25 x 25	32.0	65.0	108.0	8.0	8.0	3	**QFU-RGH32C2525-065B**	25.0	25.0	8.0	92.0	59.1	25.0	G 1/8-28	150	0.50	QFU-H-0400-03-TF
		25 x 25	38.0	100.0	160.0	8.0	8.0	3	**QFU-RGH38C2525-100B**	25.0	25.0	8.0	92.0	65.1	25.0	G 1/8-28	150	0.52	QFU-H-0400-03-TF
		25 x 25	38.0	150.0	310.0	8.0	8.0	3	**QFU-RGH38C2525-150B**	25.0	25.0	8.0	92.0	65.1	25.0	G 1/8-28	150	0.52	QFU-H-0400-03-TF
	QFU-K	25 x 25	26.0	45.0	100.0	8.0		3	**QFU-RGK26C2525-045B**	25.0	25.0	8.0	94.0	52.6	25.0	G 1/8-28	150	0.48	QFU-K-0600-04-TF
		25 x 25	26.0	80.0	180.0	8.0		3	**QFU-RGK26C2525-080B**	25.0	25.0	8.0	94.0	52.6	25.0	G 1/8-28	150	0.48	QFU-K-0600-04-TF
		25 x 25	32.0	160.0	400.0	8.0		3	**QFU-RGK32C2525-160B**	25.0	25.0	8.0	94.0	58.6	25.0	G 1/8-28	150	0.48	QFU-K-0600-04-TF

SSC = Moet overeenkomen met SSC op wisselplaat.

Reserve onderdelen	
Plug	Plug
3214 013-01	3214 012-01

Ga voor de complete lijst van reserveonderdelen naar www.sandvik.coromant.com

B70 F2 E1 H36 H5

CoroCut® QF kop voor kopsteken

Veerklemminguitvoering

Precisie koelmiddeltoevoer





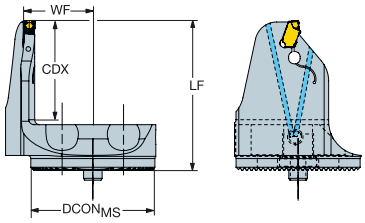

Vorm B

	SSC	CZC_{MS}	CDX	DAXIN	DAXX	OHN	CNSC	Bestelnummer	Afmetingen, mm $DCON_{MS}$	LF	WF	HF	BAR	KG	MIID
	QFT-K	40	26.0	45.0	100.0		1	SL-QFT-RK26C40-045B	40	42.0	24.5	0.1	150	0.13	QFT-K-0600-04-TF
		40	32.0	80.0	180.0		1	SL-QFT-RK32C40-080B	40	48.0	24.5	0.1	150	0.13	QFT-K-0600-04-TF
		40	32.0	160.0	400.0		1	SL-QFT-RK32C40-160B	40	48.0	24.5	0.1	150	0.13	QFT-K-0600-04-TF
		40	32.0	200.0	1000.0		1	SL-QFT-RK32C40-200B	40	48.0	24.5	0.1	150	0.13	QFT-K-0600-04-TF
	QFT-G	40	20.0	30.0	42.0	36.0	1	SL-QFT-RG20C40-030B	40	36.0	22.0	0.1	150	0.42	QFT-G-0300-03-TF
		40	25.0	35.0	52.0	41.0	1	SL-QFT-RG25C40-035B	40	41.0	22.0	0.1	150	0.15	QFT-G-0300-03-TF
		40	25.0	45.0	60.0	41.0	1	SL-QFT-RG25C40-045B	40	41.0	22.0	0.1	150	0.15	QFT-G-0300-03-TF
		40	25.0	55.0	76.0	41.0	1	SL-QFT-RG25C40-055B	40	41.0	22.0	0.1	150	0.15	QFT-G-0300-03-TF
		40	30.0	70.0	106.0	46.0	1	SL-QFT-RG30C40-070B	40	46.0	22.0	0.1	150	0.15	QFT-G-0300-03-TF
		40	30.0	100.0	156.0	46.0	1	SL-QFT-RG30C40-100B	40	46.0	22.0	0.1	150	0.15	QFT-G-0300-03-TF
		40	30.0	150.0	310.0	46.0	1	SL-QFT-RG30C40-150B	40	46.0	22.0	0.1	150	0.15	QFT-G-0300-03-TF
	QFT-H	40	22.0	30.0	45.0	38.0	1	SL-QFT-RH22C40-030B	40	38.0	22.5	0.1	150	0.22	QFT-H-0400-03-TF
		40	25.0	35.0	55.0	41.0	1	SL-QFT-RH25C40-035B	40	41.0	22.5	0.1	150	0.22	QFT-H-0400-03-TF
		40	32.0	45.0	75.0	48.0	1	SL-QFT-RH32C40-045B	40	48.0	22.5	0.1	150	0.16	QFT-H-0400-03-TF
		40	32.0	65.0	108.0	48.0	1	SL-QFT-RH32C40-065B	40	48.0	22.5	0.1	150	0.22	QFT-H-0400-03-TF
		40	38.0	100.0	160.0	54.0	1	SL-QFT-RH38C40-100B	40	54.0	22.5	0.1	150	0.18	QFT-H-0400-03-TF
		40	38.0	150.0	310.0	54.0	1	SL-QFT-RH38C40-150B	40	54.0	22.5	0.1	150	0.17	QFT-H-0400-03-TF
		40	38.0	300.0	510.0	54.0	1	SL-QFT-RH38C40-300B	40	54.0	22.5	0.1	150	0.17	QFT-H-0400-03-TF

SSC = Moet overeenkomen met SSC op wisselplaat.

Reserve onderdelen
Pasbus
5638 031-01

Ga voor de complete lijst van reserveonderdelen naar www.sandvik.coromant.com

B70 F2 H36 H5 H2

CoroCut® QF kop voor kopsteken

Veerklemminguitvoering

Precisie koelmiddeltoevoer





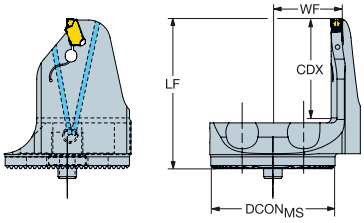

Vorm B

	SSC	CZC_{MS}	CDX	DAXIN	DAXX	OHN	CNSC	Bestelnummer	Afmetingen, mm $DCON_{MS}$	LF	WF	HF	BAR	KG	MIID
	QFU-K	40	26.0	45.0	100.0		1	SL-QFU-LK26C40-045B	40	42.0	24.5	0.1	150	0.13	QFU-K-0600-04-TF
		40	32.0	80.0	180.0		1	SL-QFU-LK32C40-080B	40	48.0	24.5	0.1	150	0.13	QFU-K-0600-04-TF
		40	32.0	160.0	400.0		1	SL-QFU-LK32C40-160B	40	48.0	24.5	0.1	150	0.13	QFU-K-0600-04-TF
		40	32.0	200.0	1000.0		1	SL-QFU-LK32C40-200B	40	48.0	24.5	0.1	150	0.13	QFU-K-0600-04-TF
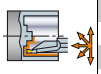	QFU-G	40	20.0	30.0	42.0	36.0	1	SL-QFU-LG20C40-030B	40	36.0	22.0	0.1	150	0.15	QFU-G-0300-03-TF
		40	25.0	35.0	52.0	41.0	1	SL-QFU-LG25C40-035B	40	41.0	22.0	0.1	150	0.15	QFU-G-0300-03-TF
		40	25.0	45.0	60.0	41.0	1	SL-QFU-LG25C40-045B	40	41.0	22.0	0.1	150	0.15	QFU-G-0300-03-TF
		40	25.0	55.0	76.0	41.0	1	SL-QFU-LG25C40-055B	40	41.0	22.0	0.1	150	0.15	QFU-G-0300-03-TF
		40	30.0	70.0	106.0	46.0	1	SL-QFU-LG30C40-070B	40	46.0	22.0	0.1	150	0.15	QFU-G-0300-03-TF
		40	30.0	100.0	156.0	46.0	1	SL-QFU-LG30C40-100B	40	46.0	22.0	0.1	150	0.15	QFU-G-0300-03-TF
		40	30.0	150.0	310.0	46.0	1	SL-QFU-LG30C40-150B	40	46.0	22.0	0.1	150	0.15	QFU-G-0300-03-TF
	QFU-H	40	22.0	30.0	45.0	38.0	1	SL-QFU-LH22C40-030B	40	38.0	22.5	0.1	150	0.22	QFU-H-0400-03-TF
		40	25.0	35.0	55.0	41.0	1	SL-QFU-LH25C40-035B	40	41.0	22.5	0.1	150	0.22	QFU-H-0400-03-TF
		40	32.0	45.0	75.0	48.0	1	SL-QFU-LH32C40-045B	40	48.0	22.5	0.1	150	0.22	QFU-H-0400-03-TF
		40	32.0	65.0	108.0	48.0	1	SL-QFU-LH32C40-065B	40	48.0	22.5	0.1	150	0.22	QFU-H-0400-03-TF
		40	38.0	100.0	160.0	54.0	1	SL-QFU-LH38C40-100B	40	54.0	22.5	0.1	150	0.17	QFU-H-0400-03-TF
		40	38.0	150.0	310.0	54.0	1	SL-QFU-LH38C40-150B	40	54.0	22.5	0.1	150	0.17	QFU-H-0400-03-TF
		40	38.0	300.0	510.0	54.0	1	SL-QFU-LH38C40-300B	40	54.0	22.5	0.1	150	0.22	QFU-H-0400-03-TF

SSC = Moet overeenkomen met SSC op wisselplaat.

Reserve onderdelen
Pasbus
5638 031-01

Ga voor de complete lijst van reserveonderdelen naar www.sandvik.coromant.com

B70 F2 H36 H5 H2

CoroCut® QF kop voor kopsteken

Veerklemminguitvoering

Precisie koelmiddeltoevoer





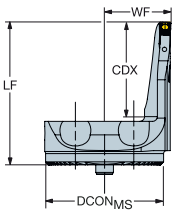

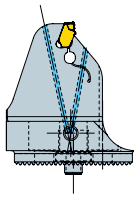

Vorm A

	SSC	CZC_{MS}	CDX	DAXIN	DAXX	OHN	CNSC	Bestelnummer	Afmetingen, mm $DCON_{MS}$	LF	WF	HF	BAR	KG	MIID
	QFT-G	32	20.0	30.0	42.0	36.0	1	**SL-QFT-LG20C32-030A**	32	36.0	18.0	0.1	150	0.11	QFT-G-0300-03-TF
		32	25.0	35.0	52.0	41.0	1	**SL-QFT-LG25C32-035A**	32	41.0	18.0	0.1	150	0.10	QFT-G-0300-03-TF
		32	25.0	45.0	60.0	41.0	1	**SL-QFT-LG25C32-045A**	32	41.0	18.0	0.1	150	0.11	QFT-G-0300-03-TF
		40	25.0	38.0	52.0	41.0	1	**SL-QFT-LG25C40-038A**	40	41.0	22.0	0.1	150	0.14	QFT-G-0300-03-TF
		40	25.0	45.0	60.0	41.0	1	**SL-QFT-LG25C40-045A**	40	41.0	22.0	0.1	150	0.17	QFT-G-0300-03-TF
		40	25.0	55.0	76.0	41.0	1	**SL-QFT-LG25C40-055A**	40	41.0	22.0	0.1	150	0.14	QFT-G-0300-03-TF
		40	30.0	70.0	106.0	46.0	1	**SL-QFT-LG30C40-070A**	40	46.0	22.0	0.1	150	0.15	QFT-G-0300-03-TF
		40	30.0	100.0	156.0	46.0	1	**SL-QFT-LG30C40-100A**	40	46.0	22.0	0.1	150	0.15	QFT-G-0300-03-TF
		40	30.0	150.0	310.0	46.0	1	**SL-QFT-LG30C40-150A**	40	46.0	22.0	0.1	150	0.15	QFT-G-0300-03-TF
	QFT-H	32	22.0	30.0	45.0	38.0	1	**SL-QFT-LH22C32-030A**	32	38.0	18.5	0.1	150	0.11	QFT-H-0400-03-TF
		32	25.0	35.0	55.0	41.0	1	**SL-QFT-LH25C32-035A**	32	41.0	18.5	0.1	150	0.11	QFT-H-0400-03-TF
		40	25.0	36.0	55.0	41.0	1	**SL-QFT-LH25C40-036A**	40	41.0	22.5	0.1	150	0.15	QFT-H-0400-03-TF
		40	32.0	45.0	75.0	48.0	1	**SL-QFT-LH32C40-045A**	40	48.0	22.5	0.1	150	0.15	QFT-H-0400-03-TF
		40	32.0	65.0	108.0	48.0	1	**SL-QFT-LH32C40-065A**	40	48.0	22.5	0.1	150	0.16	QFT-H-0400-03-TF
		40	38.0	100.0	160.0	54.0	1	**SL-QFT-LH38C40-100A**	40	54.0	22.5	0.1	150	0.22	QFT-H-0400-03-TF
		40	38.0	150.0	310.0	54.0	1	**SL-QFT-LH38C40-150A**	40	54.0	22.5	0.1	150	0.22	QFT-H-0400-03-TF
		40	38.0	300.0	510.0	54.0	1	**SL-QFT-LH38C40-300A**	40	54.0	22.5	0.1	150	0.22	QFT-H-0400-03-TF
	QFT-K	40	26.0	45.0	100.0		1	**SL-QFT-LK26C40-045A**	40	42.0	24.5	0.1	150	0.13	QFT-K-0600-04-TF
		40	32.0	80.0	180.0		1	**SL-QFT-LK32C40-080A**	40	48.0	24.5	0.1	150	0.13	QFT-K-0600-04-TF
		40	32.0	160.0	400.0		1	**SL-QFT-LK32C40-160A**	40	48.0	24.5	0.1	150	0.13	QFT-K-0600-04-TF
		40	32.0	200.0	1000.0		1	**SL-QFT-LK32C40-200A**	40	48.0	24.5	0.1	150	0.13	QFT-K-0600-04-TF

SSC = Moet overeenkomen met SSC op wisselplaat.

Reserve onderdelen
Pasbus
5638 031-01

Ga voor de complete lijst van reserveonderdelen naar www.sandvik.coromant.com

B70 H36 H5

CoroCut® QF kop voor kopsteken

Veerklemminguitvoering

Precisie koelmiddeltoevoer





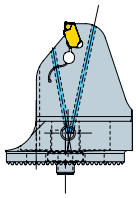

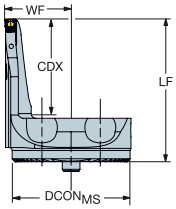

Vorm A

	SSC	CZC_{MS}	CDX	DAXIN	DAXX	OHN	CNSC	Bestelnummer	Afmetingen, mm $DCON_{MS}$	LF	WF	HF	BAR	KG	MIID
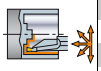	QFU-G	32	20.0	30.0	42.0	36.0	1	SL-QFU-RG20C32-030A	32	36.0	18.0	0.1	150	0.10	QFU-G-0300-03-TF
		32	25.0	35.0	52.0	41.0	1	SL-QFU-RG25C32-035A	32	41.0	18.0	0.1	150	0.21	QFU-G-0300-03-TF
		32	25.0	45.0	60.0	41.0	1	SL-QFU-RG25C32-045A	32	41.0	18.0	0.1	150	0.11	QFU-G-0300-03-TF
		40	25.0	38.0	52.0	41.0	1	SL-QFU-RG25C40-038A	40	41.0	22.0	0.1	150	0.22	QFU-G-0300-03-TF
		40	25.0	45.0	60.0	41.0	1	SL-QFU-RG25C40-045A	40	41.0	22.0	0.1	150	0.14	QFU-G-0300-03-TF
		40	25.0	55.0	76.0	41.0	1	SL-QFU-RG25C40-055A	40	41.0	22.0	0.1	150	0.14	QFU-G-0300-03-TF
		40	30.0	70.0	106.0	46.0	1	SL-QFU-RG30C40-070A	40	46.0	22.0	0.1	150	0.14	QFU-G-0300-03-TF
		40	30.0	100.0	156.0	46.0	1	SL-QFU-RG30C40-100A	40	46.0	22.0	0.1	150	0.15	QFU-G-0300-03-TF
		40	30.0	150.0	310.0	46.0	1	SL-QFU-RG30C40-150A	40	46.0	22.0	0.1	150	0.15	QFU-G-0300-03-TF
	QFU-H	32	22.0	30.0	45.0	38.0	1	SL-QFU-RH22C32-030A	32	38.0	18.5	0.1	150	0.12	QFU-H-0400-03-TF
		32	25.0	35.0	52.0	41.0	1	SL-QFU-RH25C32-035A	32	41.0	18.5	0.1	150	0.11	QFU-H-0400-03-TF
		40	25.0	36.0	55.0	41.0	1	SL-QFU-RH25C40-036A	40	41.0	22.5	0.1	150	0.15	QFU-H-0400-03-TF
		40	32.0	45.0	75.0	48.0	1	SL-QFU-RH32C40-045A	40	48.0	22.5	0.1	150	0.15	QFU-H-0400-03-TF
		40	32.0	65.0	108.0	48.0	1	SL-QFU-RH32C40-065A	40	48.0	22.5	0.1	150	0.16	QFU-H-0400-03-TF
		40	38.0	100.0	160.0	54.0	1	SL-QFU-RH38C40-100A	40	54.0	22.5	0.1	150	0.17	QFU-H-0400-03-TF
		40	38.0	150.0	310.0	54.0	1	SL-QFU-RH38C40-150A	40	54.0	22.5	0.1	150	0.17	QFU-H-0400-03-TF
		40	38.0	300.0	510.0	54.0	1	SL-QFU-RH38C40-300A	40	54.0	22.5	0.1	150	0.17	QFU-H-0400-03-TF
	QFU-K	40	26.0	45.0	100.0		1	SL-QFU-RK26C40-045A	40	42.0	24.5	0.1	150	0.13	QFU-K-0600-04-TF
		40	32.0	80.0	180.0		1	SL-QFU-RK32C40-080A	40	48.0	24.5	0.1	150	0.13	QFU-K-0600-04-TF
		40	32.0	160.0	400.0		1	SL-QFU-RK32C40-160A	40	48.0	24.5	0.1	150	0.13	QFU-K-0600-04-TF
		40	32.0	200.0	1000.0		1	SL-QFU-RK32C40-200A	40	48.0	24.5	0.1	150	0.13	QFU-K-0600-04-TF

SSC = Moet overeenkomen met SSC op wisselplaat.

Reserve onderdelen
Pasbus
5638 031-01

Ga voor de complete lijst van reserveonderdelen naar www.sandvik.coromant.com

B70 H36 H5

CoroCut® 3

Ondiep afsteken en precisie groefsteken

Toepassing

- Afsteken
- Segerring groeven
- Uitwendig groefsteken
- Profileren
- Geoptimaliseerd voor afsteken van lagerringen



ISO toepassingsgebied:

P M K N S

Voordelen en kenmerken

- Precisiegroefsteken tot op de kleinste breedtes
- Maximale veelzijdigheid – één houder voor alle wisselplaatbreedtes
- Kostenefficientie door drie snijkanten
- Stabiele koppeling
- Wisselplaten met drie snijkanten met zeer nauwkeurige indexeertolerantie
- Tailor Made wisselplaten leverbaar

www.sandvik.coromant.com/corocut3

Wisselplaten

- GC1125: Een veelzijdige hardmetaalsoort in vier verschillende geometrieën:
- CM voor afsteken bij gemiddelde voeding
- CS voor afsteken bij extreem lage voeding
- GS voor precisie groefsteken bij lage voeding
- RS voor profieldraaien en groefsteken bij lage voeding

Klemhouders

- Coromant Capto®
- QS schachtgereedschappen
- Rechthoekige schachthouders
- CoroTurn® SL-snijkoppen

Wisselplaten met aanschuinhoek

Wisselplaten verkrijgbaar met aanschuinhoek voor pit- en braamvrij afsteken.

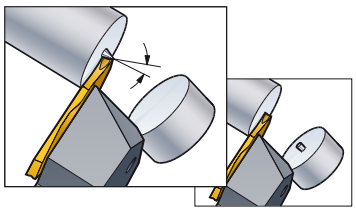

Onafhankelijke wisselplaatlocatie indien zich breuken voordoen

Wisselplaten kunnen op de machine worden gewisseld door de schroef twee slagen los te draaien. Indien wisselplaatbreuk optreedt, dan heeft dit geen invloed op het opspanmechanisme - gewoon de wisselplaat wisselen en de machine weer starten.

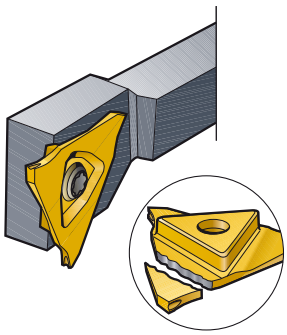

 B88

 B88



H35

Wisselplaten

	Afsteken		Insteken	Profileren
				
	123-CM	**123-CS**	**123-GS**	**123-RS**
Wisselplaat breedte, mm	1.00-2.00	1.00-2.00	0.50-3.18	0.50-3.00
Pagina	B89	B89	B91	B92

Klemhouders

		
Opspangereedschappen	**Afsteken en groefsteken**	**Insteken**
Coromant Capto®	B93	
Schacht	B94	
CoroTurn® SL snijkop		B95

CoroCut® 3 wisselplaat voor afsteken

Ondiep afsteken



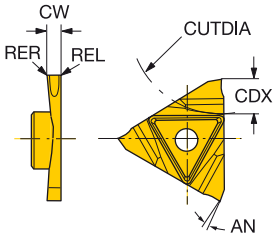

		SSC	CW	REL	RER	CDX	Bestelcode	P 1125	M 1125	K 1125	N 1125	S 1125	Afmetingen, mm AN	CUTDIA	CWTOLL	CWTOLU	RETOLL	RETOLU
Nabewerken	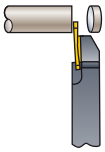	T	1.00	0.00	0.00	4.3	N123T3-0100-0000-CS	★	★	★	★	★	7°	50.00	-0.050	0.030	0.000	0.050
			1.50	0.00	0.00	6.4	N123T3-0150-0000-CS	★	★	★	★	★	7°	100.00	-0.050	0.030	0.000	0.050
			2.00	0.00	0.00	6.4	N123T3-0200-0000-CS	★	★	★	★	★	7°	100.00	-0.050	0.030	0.000	0.050
		U	1.00	0.00	0.00	4.3	N123U3-0100-0000-CS	★	★	★	★	★	7°	50.00	-0.050	0.030	0.000	0.050
			1.50	0.00	0.00	6.4	N123U3-0150-0000-CS	★	★	★	★	★	7°	100.00	-0.050	0.030	0.000	0.050
			2.00	0.00	0.00	6.4	N123U3-0200-0000-CS	★	★	★	★	★	7°	100.00	-0.050	0.030	0.000	0.050
Middelmatig	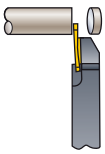	T	1.00	0.10	0.10	4.3	N123T3-0100-0001-CM	★	★	★	★	★	7°	50.00	-0.030	0.030	-0.050	0.050
			1.50	0.10	0.10	6.4	N123T3-0150-0001-CM	★	★	★	★	★	7°	100.00	-0.030	0.030	-0.050	0.050
			2.00	0.10	0.10	6.4	N123T3-0200-0001-CM	★	★	★	★	★	7°	100.00	-0.030	0.030	-0.050	0.050
		U	1.00	0.10	0.10	4.3	N123U3-0100-0001-CM	★	★	★	★	★	7°	50.00	-0.030	0.030	-0.050	0.050
			1.50	0.10	0.10	6.4	N123U3-0150-0001-CM	★	★	★	★	★	7°	100.00	-0.030	0.030	-0.050	0.050
			2.00	0.10	0.10	6.4	N123U3-0200-0001-CM	★	★	★	★	★	7°	100.00	-0.030	0.030	-0.050	0.050

SSC = Moet corresponderen met SSC op houder.

N = neutraal

T = Rechtse wisselplaat, U = Linkse wisselplaat.

B88 B130 B149 B143 H36 H35 H17

CoroCut® 3 wisselplaat voor afsteken

Ondiep afsteken



L123T3-CS

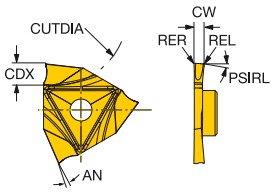

R123T3-CS

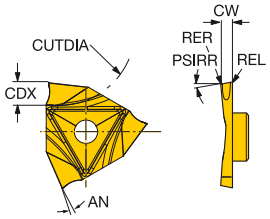

		SSC	CW	REL	RER	CDX	PSIRL	PSIRR	Bestelcode	P 1125	M 1125	K 1125	N 1125	S 1125	AN	CUTDIA	CWTOLL	CWTOLU	RETOLL	RETOLU
Nabewerken	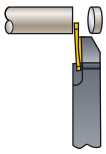	T	1.00	0.00	0.00	4.2	5.0		L123T3-0100-0500-CS	★	★	★	★	★	7°	50.00	-0.100	0.000	0.000	0.050
			1.00	0.00	0.00	4.2	10.0		L123T3-0100-1000-CS	★	★	★	★	★	7°	50.00	-0.100	0.000	0.000	0.050
			2.00	0.00	0.00	6.3	10.0		L123T3-0200-1000-CS	★	★	★	★	★	7°	100.00	-0.100	0.000	0.000	0.050
			2.00	0.00	0.00	6.3	15.0		L123T3-0200-1500-CS	★	★	★	★	★	7°	100.00	-0.100	0.000	0.000	0.050
			1.00	0.00	0.00	4.2		5.0	R123T3-0100-0500-CS	★	★	★	★	★	7°	50.00	-0.100	0.000	0.000	0.050
			1.00	0.00	0.00	4.2		10.0	R123T3-0100-1000-CS	★	★	★	★	★	7°	50.00	-0.100	0.000	0.000	0.050
			1.00	0.00	0.00	4.2		15.0	R123T3-0100-1500-CS	★	★	★	★	★	7°	50.00	-0.100	0.000	0.000	0.050
			1.50	0.00	0.00	6.3		5.0	R123T3-0150-0500-CS	★	★	★	★	★	7°	100.00	-0.100	0.000	0.000	0.050
			1.50	0.00	0.00	6.3		10.0	R123T3-0150-1000-CS	★	★	★	★	★	7°	100.00	-0.100	0.000	0.000	0.050
			1.50	0.00	0.00	6.3		15.0	R123T3-0150-1500-CS	★	★	★	★	★	7°	100.00	-0.100	0.000	0.000	0.050
			2.00	0.00	0.00	6.3		5.0	R123T3-0200-0500-CS	★	★	★	★	★	7°	100.00	-0.100	0.000	0.000	0.050
			2.00	0.00	0.00	6.3		10.0	R123T3-0200-1000-CS	★	★	★	★	★	7°	100.00	-0.100	0.000	0.000	0.050
			2.00	0.00	0.00	6.3		15.0	R123T3-0200-1500-CS	★	★	★	★	★	7°	100.00	-0.100	0.000	0.000	0.050



L123U3-CS

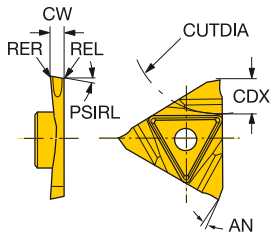

R123U3-CS

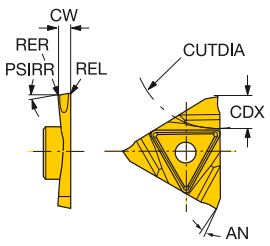

		SSC	CW	REL	RER	CDX	PSIRL	PSIRR	Bestelcode	P 1125	M 1125	K 1125	N 1125	S 1125	AN	CUTDIA	CWTOLL	CWTOLU	RETOLL	RETOLU
Nabewerken	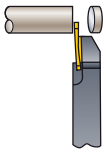	U	1.00	0.00	0.00	4.2	5.0		L123U3-0100-0500-CS	★	★	★	★	★	7°	50.00	-0.100	0.000	0.000	0.050
			1.00	0.00	0.00	4.2	10.0		L123U3-0100-1000-CS	★	★	★	★	★	7°	50.00	-0.100	0.000	0.000	0.050
			1.00	0.00	0.00	4.2	15.0		L123U3-0100-1500-CS	★	★	★	★	★	7°	50.00	-0.100	0.000	0.000	0.050
			1.50	0.00	0.00	6.3	5.0		L123U3-0150-0500-CS	★	★	★	★	★	7°	100.00	-0.100	0.000	0.000	0.050
			1.50	0.00	0.00	6.3	10.0		L123U3-0150-1000-CS	★	★	★	★	★	7°	100.00	-0.100	0.000	0.000	0.050
			1.50	0.00	0.00	6.3	15.0		L123U3-0150-1500-CS	★	★	★	★	★	7°	100.00	-0.100	0.000	0.000	0.050
			2.00	0.00	0.00	6.3	5.0		L123U3-0200-0500-CS	★	★	★	★	★	7°	100.00	-0.100	0.000	0.000	0.050
			2.00	0.00	0.00	6.3	10.0		L123U3-0200-1000-CS	★	★	★	★	★	7°	100.00	-0.100	0.000	0.000	0.050
			2.00	0.00	0.00	6.3	15.0		L123U3-0200-1500-CS	★	★	★	★	★	7°	100.00	-0.100	0.000	0.000	0.050
			1.00	0.00	0.00	4.2		5.0	R123U3-0100-0500-CS	★	★	★	★	★	7°	50.00	-0.100	0.000	0.000	0.050
			1.00	0.00	0.00	4.2		10.0	R123U3-0100-1000-CS	★	★	★	★	★	7°	50.00	-0.100	0.000	0.000	0.050
			1.50	0.00	0.00	6.3		5.0	R123U3-0150-0500-CS	★	★	★	★	★	7°	100.00	-0.100	0.000	0.000	0.050
			1.50	0.00	0.00	6.3		10.0	R123U3-0150-1000-CS	★	★	★	★	★	7°	100.00	-0.100	0.000	0.000	0.050
			1.50	0.00	0.00	6.3		15.0	R123U3-0150-1500-CS	★	★	★	★	★	7°	100.00	-0.100	0.000	0.000	0.050
			2.00	0.00	0.00	6.3		5.0	R123U3-0200-0500-CS	★	★	★	★	★	7°	100.00	-0.100	0.000	0.000	0.050
			2.00	0.00	0.00	6.3		10.0	R123U3-0200-1000-CS	★	★	★	★	★	7°	100.00	-0.100	0.000	0.000	0.050
			2.00	0.00	0.00	6.3		15.0	R123U3-0200-1500-CS	★	★	★	★	★	7°	100.00	-0.100	0.000	0.000	0.050

SSC = Moet corresponderen met SSC op houder.
T = Rechtse wisselplaat, U = Linkse wisselplaat.

R = Rechts, L = Links

B88 B130 B149 B143 H36 H35 H17

CoroCut® 3 wisselplaat voor groefsteken

Insteken



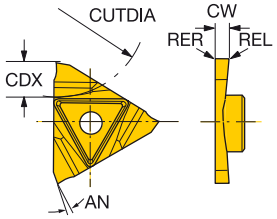

		SSC	CW	REL	RER	CDX	Bestelcode	P 1125	M 1125	K 1125	N 1125	S 1125	Afmetingen, mm AN	CUTDIA	CWTOLL	CWTOLU	RETOLL	RETOLU
Nabewerken	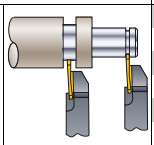	T	0.50	0.00	0.00	1.5	N123T3-0050-0000-GS	★	★	★	★	★	7°	100.00	-0.020	0.020	0.000	0.050
			0.60	0.00	0.00	1.6	N123T3-0060-0000-GS	★	★	★	★	★	7°	100.00	-0.020	0.020	0.000	0.050
			0.70	0.00	0.00	1.7	N123T3-0070-0000-GS	★	★	★	★	★	7°	100.00	-0.020	0.020	0.000	0.050
			0.80	0.00	0.00	1.8	N123T3-0080-0000-GS	★	★	★	★	★	7°	100.00	-0.020	0.020	0.000	0.050
			0.90	0.00	0.00	2.0	N123T3-0090-0000-GS	★	★	★	★	★	7°	100.00	-0.020	0.020	0.000	0.050
			1.00	0.00	0.00	2.2	N123T3-0100-0000-GS	★	★	★	★	★	7°	100.00	-0.020	0.020	0.000	0.050
			1.20	0.00	0.00	2.3	N123T3-0120-0000-GS	★	★	★	★	★	7°	100.00	-0.020	0.020	0.000	0.050
			1.40	0.00	0.00	2.7	N123T3-0140-0000-GS	★	★	★	★	★	7°	100.00	-0.020	0.020	0.000	0.050
			1.50	0.00	0.00	3.0	N123T3-0150-0000-GS	★	★	★	★	★	7°	100.00	-0.020	0.020	0.000	0.050
			1.60	0.00	0.00	3.2	N123T3-0160-0000-GS	★	★	★	★	★	7°	100.00	-0.020	0.020	0.000	0.050
			1.70	0.00	0.00	3.3	N123T3-0170-0000-GS	★	★	★	★	★	7°	100.00	-0.020	0.020	0.000	0.050
			1.95	0.00	0.00	3.9	N123T3-0195-0000-GS	★	★	★	★	★	7°	100.00	-0.020	0.020	0.000	0.050
			2.00	0.00	0.00	4.0	N123T3-0200-0000-GS	★	★	★	★	★	7°	100.00	-0.020	0.020	0.000	0.050
			2.25	0.00	0.00	4.5	N123T3-0225-0000-GS	★	★	★	★	★	7°	100.00	-0.020	0.020	0.000	0.050
			2.50	0.00	0.00	5.0	N123T3-0250-0000-GS	★	★	★	★	★	7°	100.00	-0.020	0.020	0.000	0.050
			2.75	0.00	0.00	5.5	N123T3-0275-0000-GS	★	★	★	★	★	7°	100.00	-0.020	0.020	0.000	0.050
			3.00	0.00	0.00	6.0	N123T3-0300-0000-GS	★	★	★	★	★	7°	100.00	-0.020	0.020	0.000	0.050
			3.18	0.00	0.00	6.0	N123T3-0318-0000-GS	★	★	★	★	★	7°	100.00	-0.020	0.020	0.000	0.050



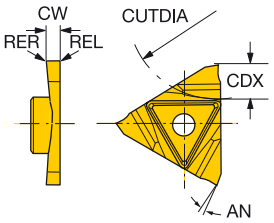

		SSC	CW	REL	RER	CDX	Bestelcode	P 1125	M 1125	K 1125	N 1125	S 1125	Afmetingen, mm AN	CUTDIA	CWTOLL	CWTOLU	RETOLL	RETOLU
Nabewerken	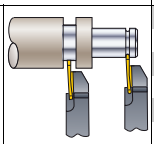	U	0.50	0.00	0.00	1.5	N123U3-0050-0000-GS	★	★	★	★	★	7°	100.00	-0.020	0.020	0.000	0.050
			0.70	0.00	0.00	1.7	N123U3-0070-0000-GS	★	★	★	★	★	7°	100.00	-0.020	0.020	0.000	0.050
			0.80	0.00	0.00	1.8	N123U3-0080-0000-GS	★	★	★	★	★	7°	100.00	-0.020	0.020	0.000	0.050
			0.90	0.00	0.00	2.0	N123U3-0090-0000-GS	★	★	★	★	★	7°	100.00	-0.020	0.020	0.000	0.050
			1.00	0.00	0.00	2.2	N123U3-0100-0000-GS	★	★	★	★	★	7°	100.00	-0.020	0.020	0.000	0.050
			1.20	0.00	0.00	2.3	N123U3-0120-0000-GS	★	★	★	★	★	7°	100.00	-0.020	0.020	0.000	0.050
			1.40	0.00	0.00	2.7	N123U3-0140-0000-GS	★	★	★	★	★	7°	100.00	-0.020	0.020	0.000	0.050
			1.50	0.00	0.00	3.0	N123U3-0150-0000-GS	★	★	★	★	★	7°	100.00	-0.020	0.020	0.000	0.050
			1.60	0.00	0.00	3.2	N123U3-0160-0000-GS	★	★	★	★	★	7°	100.00	-0.020	0.020	0.000	0.050
			1.70	0.00	0.00	3.3	N123U3-0170-0000-GS	★	★	★	★	★	7°	100.00	-0.020	0.020	0.000	0.050
			2.00	0.00	0.00	4.0	N123U3-0200-0000-GS	★	★	★	★	★	7°	100.00	-0.020	0.020	0.000	0.050
			2.25	0.00	0.00	4.5	N123U3-0225-0000-GS	★	★	★	★	★	7°	100.00	-0.020	0.020	0.000	0.050
			2.50	0.00	0.00	5.0	N123U3-0250-0000-GS	★	★	★	★	★	7°	100.00	-0.020	0.020	0.000	0.050
			3.00	0.00	0.00	6.0	N123U3-0300-0000-GS	★	★	★	★	★	7°	100.00	-0.020	0.020	0.000	0.050

SSC = Moet corresponderen met SSC op houder.
T = Rechtse wisselplaat, U = Linkse wisselplaat.

N = neutraal

B88 B130 B149 B143 H36 H35 H17

CoroCut® 3 wisselplaat voor profieldraaien

Groefsteken/Profieldraaien



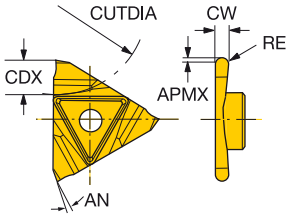

		SSC	CW	RE	CDX	Bestelcode	P 1125	M 1125	K 1125	N 1125	S 1125	AN	CUTDIA	CWTOLL	CWTOLU	RETOLL	RETOLU
Nabewerken	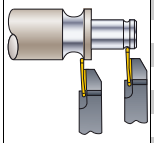	T	0.50	0.25	1.5	N123T3-0050-RS	★	★	★	★	★	7°	100.00	-0.020	0.020	-0.050	0.050
			0.80	0.40	1.8	N123T3-0080-RS	★	★	★	★	★	7°	100.00	-0.020	0.020	-0.050	0.050
			1.00	0.50	2.2	N123T3-0100-RS	★	★	★	★	★	7°	100.00	-0.020	0.020	-0.050	0.050
			1.50	0.75	3.3	N123T3-0150-RS	★	★	★	★	★	7°	100.00	-0.020	0.020	-0.050	0.050
			2.00	1.00	4.0	N123T3-0200-RS	★	★	★	★	★	7°	100.00	-0.020	0.020	-0.050	0.050
			2.50	1.25	5.0	N123T3-0250-RS	★	★	★	★	★	7°	100.00	-0.020	0.020	-0.050	0.050
			3.00	1.50	6.0	N123T3-0300-RS	★	★	★	★	★	7°	100.00	-0.020	0.020	-0.050	0.050
		U	0.50	0.25	1.5	N123U3-0050-RS	★	★	★	★	★	7°	100.00	-0.020	0.020	-0.050	0.050
			0.80	0.40	1.8	N123U3-0080-RS	★	★	★	★	★	7°	100.00	-0.020	0.020	-0.050	0.050
			1.00	0.50	2.2	N123U3-0100-RS	★	★	★	★	★	7°	100.00	-0.020	0.020	-0.050	0.050
			1.50	0.75	3.3	N123U3-0150-RS	★	★	★	★	★	7°	100.00	-0.020	0.020	-0.050	0.050
			2.00	1.00	4.0	N123U3-0200-RS	★	★	★	★	★	7°	100.00	-0.020	0.020	-0.050	0.050
			3.00	1.50	6.0	N123U3-0300-RS	★	★	★	★	★	7°	100.00	-0.020	0.020	-0.050	0.050

Afmetingen, mm

SSC = Moet corresponderen met SSC op houder.
T = Rechtse wisselplaat, U = Linkse wisselplaat.

N = neutraal

B88 B130 B149 B143 H36 H35 H17

CoroCut® 3 snij-unit voor afsteken en groefsteken

Klemschroef ontwerp

Coromant Capto® - inwendige koelmiddeltoevoer



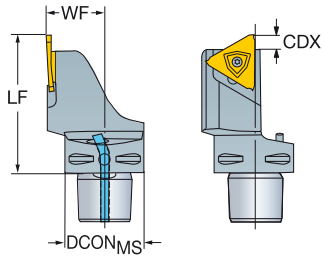

	SSC	CZC_{MS}	CDX	CNSC	Bestelnummer	Afmetingen, mm $DCON_{MS}$	LF	WF	BAR	NM	KG	MIID
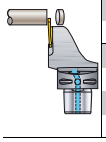	T	C3	6.4	3	**C3-RF123T06-22045BM**	32	45.0	22.0	10	3.0	0.23	N123T3-0150- CM
		C4	6.4	3	**C4-RF123T06-27060BM**	40	60.0	27.0	10	3.0	0.45	N123T3-0150- CM
	U	C3	6.4	3	**C3-LF123U06-22045BM**	32	45.0	22.0	10	3.0	0.23	N123U3-0150- CM
		C4	6.4	3	**C4-LF123U06-27060BM**	40	60.0	27.0	10	3.0	0.45	N123U3-0150- CM

SSC = Moet overeenkomen met SSC op wisselplaat.
T = Rechtse wisselplaat, U = Linkse wisselplaat.

R = Rechts, L = Links

Reserve onderdelen	
Schroef	Spuitmond
5513 020-62	5691 034-01

Ga voor de complete lijst van reserveonderdelen naar www.sandvik.coromant.com

CoroCut® 3 schachtgereedschap voor afsteken en groefsteken

Klemschroef ontwerp



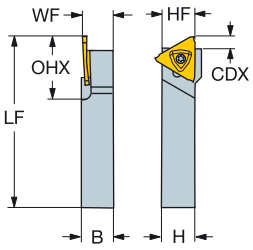

	SSC	CZC_{MS}	CDX	OHX	Bestelnummer	Afmetingen, mm B	H	LF	WF	HF	NM	KG	MIID
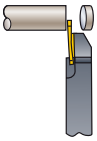	T	20 x 20	6.4	23.0	**RF123T06-2020BM**	20.0	20.0	125.0	20.0	20.0	3.0	0.39	N123T3-0150- CM
		25 x 25	6.4	23.0	**RF123T06-2525BM**	25.0	25.0	150.0	25.0	25.0	3.0	0.71	N123T3-0150- CM
		32 x 32	6.4	23.0	**RF123T06-3232BM**	32.0	32.0	170.0	32.0	32.0	3.0	1.31	N123T3-0150- CM
	U	20 x 20	6.4	23.0	**LF123U06-2020BM**	20.0	20.0	125.0	20.0	20.0	3.0	0.39	N123U3-0150- CM
		25 x 25	6.4	23.0	**LF123U06-2525BM**	25.0	25.0	150.0	25.0	25.0	3.0	0.71	N123U3-0150- CM
		32 x 32	6.4	23.0	**LF123U06-3232BM**	32.0	32.0	170.0	32.0	32.0	3.0	1.31	N123U3-0150- CM

SSC = Moet overeenkomen met SSC op wisselplaat.
T = Rechtse wisselplaat, U = Linkse wisselplaat.

R = Rechts, L = Links

Reserve onderdelen
Schroef
5513 020-62

Ga voor de complete lijst van reserveonderdelen naar www.sandvik.coromant.com

B88 F2 E1 H36 H35 H18

SANDVIK Coromant

CoroCut® 3 kop voor groefsteken

Klemschroef ontwerp

CoroTurn® SL inwendige koelmiddeltoevoer



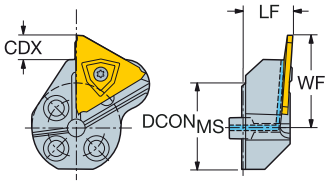

	SSC	CZC_{MS}	CDX	CNSC	Bestelnummer	Afmetingen, mm $DCON_{MS}$	LF	WF	BAR	NM	KG	MIID
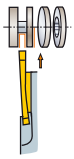	T	25	6.4	1	**570-25L123T06B**	25	14.0	26.0	10	3.0	0.08	N123T3-0150- CM
		32	6.4	1	**570-32L123T06B**	32	14.0	28.5	10	3.0	0.11	N123T3-0150- CM
		40	6.4	1	**570-40L123T06B**	40	14.0	32.5	10	3.0	0.15	N123T3-0150- CM
	U	25	6.4	1	**570-25R123U06B**	25	14.0	26.0	10	3.0	0.08	N123U3-0150- CM
		32	6.4	1	**570-32R123U06B**	32	14.0	28.5	10	3.0	0.11	N123U3-0150- CM
		40	6.4	1	**570-40R123U06B**	40	14.0	32.5	10	3.0	0.15	N123U3-0150- CM

SSC = Moet overeenkomen met SSC op wisselplaat. R = Rechts, L = Links

T = Rechtse wisselplaat, U = Linkse wisselplaat.

Reserve onderdelen	
Spanschroef	Koelvloeistofbuis
5513 020-62	5691 041-01

Ga voor de complete lijst van reserveonderdelen naar www.sandvik.coromant.com

B88 F2 H36 H35 H5 H2

CoroCut® XS

Voor uitwendig bewerken van kleine en slanke componenten

Toepassing

- Afsteken
- Uitwendig draadsnijden
- Uitwendig groefsteken
- Draaien

ISO toepassingsgebied:

P M K N S



Voordelen en kenmerken

- Hoge nauwkeurigheid
- Nauwe toleranties
- Goede toegankelijkheid bij het wisselen van wisselplaten
- Breed scala aan wisselplaatbreedtes
- Scherpe snijkanten
- Alle wisselplaten passen in dezelfde houder
- Hoge kwaliteit geslepen wisselplaten en houders
- Volprofiel wisselplaten voor hoge kwaliteit schroefdraad in één bewerking
- Ontworpen om de gereedschapshouder niet te beschadigen bij wisselplaatbreuk.
- Verkrijgbaar met precisiekoelmiddel

www.sandvik.coromant.com/corocutxs

Houders

Aangepaste houders voor afsteken tot dichtbij de subspil zijn verkrijgbaar in uitvoering met vierkante schacht.



Wisselplaten

Draaien	Achtervlak draaien	Afsteken	Insteken	Profileren	Draadsnijden
					
A277	A277	B97	B117	B121	C56

Klemhouders

QS™-schachtgereed-schap	CoroTurn® SL snijkoppen
	
B99	B100

CoroCut® XS wisselplaat voor afsteken



MACR/L-L

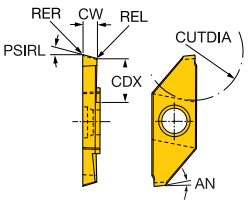

MACR/L-N

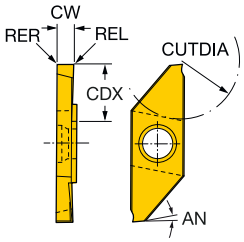

MACR/L-R

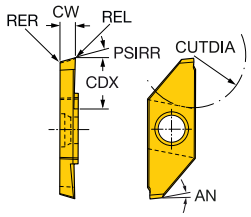

MACR/L-T

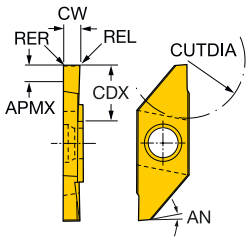

		SSC	CW	REL	RER	CDX	PSIRL	PSIRR	Bestelcode	P		M			K		N			S			Afmetingen, mm
										1025	1105	1025	1105	H13A	1025	H13A	1025	1105	H13A	1025	1105	H13A	AN
Nabewerken	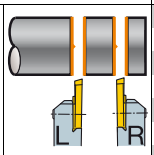	3	0.70	0.05	0.05	4.3		15°	MACR/L 3 070-R	★		★			★		★			★			6°
			1.00	0.05	0.05	6.3		15°	MACR/L 3 100-R	★		★		☆	★	☆	☆		★	☆		★	6°
			1.50	0.05	0.05	6.3		15°	MACR/L 3 150-R	★		★		☆	★	☆	☆		★	☆		★	6°
			2.00	0.05	0.05	8.5		15°	MACR/L 3 200-R	★		★		☆	★	☆	☆		★	☆		★	6°
			1.50	0.05	0.05	6.3		20°	MACR/L 3 150-R20	★		★			★		★			★			6°
			2.00	0.05	0.05	8.5		20°	MACR/L 3 200-R20	★		★			★		★			★			6°
	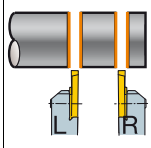	3	0.70	0.05	0.05	4.3			MACR/L 3 070-N	☆	★	☆	★		★		☆	★		☆	★		6°
			1.00	0.05	0.05	6.3			MACR/L 3 100-N	☆	★	☆	★		★		☆	★		☆	★		6°
			1.50	0.05	0.05	6.3			MACR/L 3 150-N	☆	★	☆	★		★		☆	★		☆	★		6°
			2.00	0.05	0.05	8.5			MACR/L 3 200-N	☆	★	☆	★		★		☆	★		☆	★		6°
	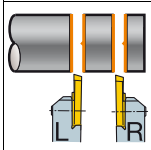	3	0.70	0.05	0.05	4.3	15°		MACR/L 3 070-L	☆	★	☆	★		★		☆	★		☆	★		6°
			1.00	0.05	0.05	6.3	15°		MACR/L 3 100-L	☆	★	☆	★		★		☆	★		☆	★		6°
			1.50	0.05	0.05	6.3	15°		MACR/L 3 150-L	☆	★	☆	★		★		☆	★		☆	★		6°
			2.00	0.05	0.05	8.5	15°		MACR/L 3 200-L	☆	★	☆	★		★		☆	★		☆	★		6°
	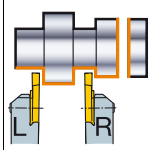	3	1.00	0.05	0.05	6.3			MACR/L 3 100-T	☆	★	☆	★		★		☆	★		☆	★		6°
			1.50	0.05	0.05	6.3			MACR/L 3 150-T	☆	★	☆	★		★		☆	★		☆	★		6°
			2.00	0.05	0.05	8.2			MACR/L 3 200-T	☆	★	☆	★		★		☆	★		☆	★		6°
			2.50	0.05	0.05	8.2			MACR/L 3 250-T	☆	★	☆	★		★		☆	★		☆	★		6°

SSC = Moet corresponderen met SSC op gereedschap.

R = Rechts, L = Links

Toleranties:				
	CWTOLL	CWTOLU	RETOLL	RETOLU
MACR/L-L	-0.020	0.020	-0.03	0.03
MACR/L-N	-0.020	0.020	-0.03	0.03
MACR/L-R	-0.020	0.020	-0.03	0.03
MACR/L-R20	-0.020	0.020	-0.03	0.03
MACR/L-T	-0.020	0.020	-0.03	0.03

B99 B136 B149 H36 H24

CoroCut® XS wisselplaat voor groefsteken



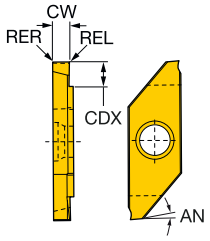

		SSC	CW	REL	RER	CDX	Bestelcode	P	M		K		N		S		Afmetingen, mm				
								1025	1025	H13A	1025	H13A	1025	H13A	1025	H13A	AN	CWTOLL	CWTOLU	RETOLL	RETOLU
Nabewerken	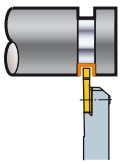	3	0.50	0.05	0.05	1.3	MAGR/L 3 050	★	★	☆	☆	★	☆	★	★	☆	6°	-0.025	0.025	-0.020	0.020
			0.75	0.05	0.05	2.5	MAGR/L 3 075	★	★	☆	☆	★	☆	★	★	☆	6°	-0.025	0.025	-0.020	0.020
			1.00	0.05	0.05	2.7	MAGR/L 3 100	★	★	☆	☆	★	☆	★	★	☆	6°	-0.025	0.025	-0.020	0.020
			1.25	0.05	0.05	2.7	MAGR/L 3 125	★	★	☆	☆	★	☆	★	★	☆	6°	-0.025	0.025	-0.020	0.020
			1.50	0.05	0.05	3.7	MAGR/L 3 150	★	★	☆	☆	★	☆	★	★	☆	6°	-0.025	0.025	-0.020	0.020
			1.75	0.05	0.05	3.7	MAGR/L 3 175	★	★	☆	☆	★	☆	★	★	☆	6°	-0.025	0.025	-0.020	0.020
			2.00	0.05	0.05	3.7	MAGR/L 3 200	★	★	☆	☆	★	☆	★	★	☆	6°	-0.025	0.025	-0.020	0.020
			2.50	0.05	0.05	3.7	MAGR/L 3 250	★	★		★		★		★		6°	-0.025	0.025	-0.020	0.020

CoroCut® XS-wisselplaat voor profileren



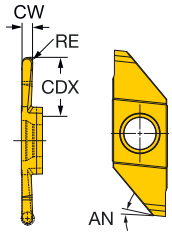

		SSC	CW	RE	CDX	Bestelcode	P	M	K	N	S	Afmetingen, mm				
							1025	1025	1025	1025	1025	AN	CWTOLL	CWTOLU	RETOLL	RETOLU
Nabewerken	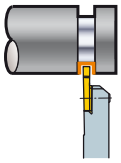	3	0.80	0.40	3.8	MAPL 3 080	★	★	★	★	★	6°	-0.025	0.025	-0.025	0.025
			1.25	0.63	5.0	MAPL 3 125	★	★	★	★	★	6°	-0.025	0.025	-0.025	0.025
			1.60	0.80	7.5	MAPL 3 160	★	★	★	★	★	6°	-0.025	0.025	-0.025	0.025
			2.50	1.25	7.5	MAPL 3 250	★	★	★	★	★	6°	-0.025	0.025	-0.025	0.025

SSC = Moet corresponderen met SSC op gereedschap.

R = Rechts, L = Links

B99 B136 B149 H36 H24

SANDVIK Coromant

CoroCut® XS QS schachtgereedschap voor afsteken en groefsteken

Klemschroef ontwerp

Precisie koelmiddeltoevoer



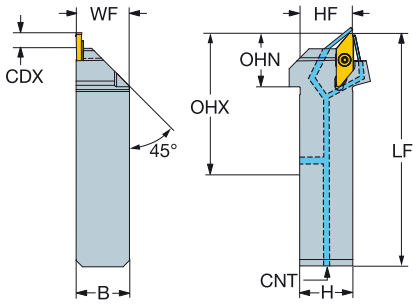

SSC	CZC_{MS}	CDX	OHX	OHN	CNSC	Bestelnummer	Afmetingen, mm B	H	HBL	LF	WF	HF	CNT	BAR	KG	MIID
3	20 x 20	7.3	45.0	25.0	3	**QS-SMALR/L2020X3HP**	20.0	20.0	25.1	94.1	20.0	20.0	G 1/8-28	150	0.24	MACL 3 200-N
	25 x 25	7.3	50.0	25.0	3	**QS-SMALR/L2525X3HP**	25.0	25.0	25.1	109.1	25.0	25.0	G 1/8-28	150	0.44	MACL 3 200-N

SSC = Moet overeenkomen met SSC op wisselplaat. R = Rechts, L = Links

Reserve onderdelen	
Wisselplaat-schroef	Spuitmond
5513 027-01	5691 026-13

Ga voor de complete lijst van reserveonderdelen naar www.sandvik.coromant.com

B97 F2 E1 G1 H36 H5

CoroCut® XS kop voor groefsteken

Schroefbevestiging

CoroTurn® SL inwendige koelmiddeltoevoer



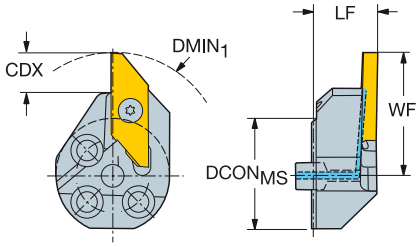

	SSC	CZC_{MS}	CDX	$DMIN_1$	CNSC	Bestelnummer	Afmetingen, mm $DCON_{MS}$	LF	WF	BAR	NM	KG	MIID
	3	25	8.2	42.0	1	**570-25R/LSMAL3**	25	14.0	26.8	10	1.2	0.08	MACR 3 200-N
		32	8.2	50.0	1	**570-32R/LSMAL3**	32	14.0	30.5	10	1.2	0.12	MACR 3 200-N

SSC = Moet overeenkomen met SSC op wisselplaat.

R = Rechts, L = Links

Opm.: Linkse wisselplaten worden gebruikt in rechtse houders, rechts wisselplaten worden gebruikt in linkse houders.

Reserve onderdelen	
Schroef	Koelvloeistofbuis
5513 027-01	5691 041-01

Ga voor de complete lijst van reserveonderdelen naar www.sandvik.coromant.com

B97 F2 H36 H5 H2

T-Max Q-Cut®

Inwendig groefsteken, kopsteken en ondersnijden

Toepassing

- Inwendig groefsteken
- Kopsteken
- In-/uitloopdraaien



ISO toepassingsgebied:

P M K N S H

Voordelen en kenmerken

- Uitstekende oppervlakte-afwerking dankzij wiper-technologie
- Beproefd veelzijdig systeem
- V-klemming enkelzijdige wisselplaat voor goede stabiliteit
- Tailor Made

www.sandvik.coromant.com/tmaxqcut

Wisselplaten

	Insteken		Profileren	In-/ uitloopdraaien
	 **151.3-4G**	 **151.3-7G**	 **151.3-7P**	 **N151.2-4U**
Wisselplaat-breedte, mm	1.85-8.00	3.00-6.00	3.00-6.00	2.00-3.00
Pagina	B102	B102	B103	B103

Klemhouders

	In-/ uitloopdraaien	Uitwendig kopsteken	Inwendig groefsteken	Inwendig kopsteken
Schachtgereed-schappen	B104	B105		
CoroTurn® SL snijkoppen		B106	B107-B108	
Boorbaren			B109-B110	B111

Tailor Made H35

T-Max® Q-Cut wisselplaat voor groefsteken



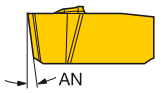



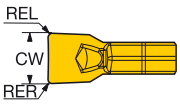

Kopsteken, inwendig groefsteken en draaien

		SSC	CW	REL	RER	Bestelcode	P 1125	P 1145	P 2135	P 3020	M 1125	M 1145	M 2135	K 1125	K 2135	K 3020	N 1125	N 2135	S 1125	S 1145	S 2135	H 2135	Afmetingen, mm AN	CWTOLL	CWTOLU	RETOLL	RETOLU
Middelmatig	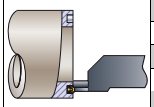	25	3.00	0.30	0.30	N151.3-300-25-7G	☆	☆	★	☆	☆	☆	★	★	☆	☆	★	☆	★	☆	☆	★	8°	0.000	0.100	-0.100	0.100
		30	4.00	0.40	0.40	N151.3-400-30-7G	☆	☆	★	☆	☆	☆	★	★	☆	☆	★	☆	★	☆	☆	★	8°	0.000	0.100	-0.100	0.100
		40	5.00	0.40	0.40	N151.3-500-40-7G	☆		★	☆	☆		★	★	☆	☆	★	☆	★		☆	★	8°	0.000	0.100	-0.100	0.100
		50	6.00	0.40	0.40	N151.3-600-50-7G	☆		★		☆		★	★	☆		★	☆	★		☆	★	8°	0.000	0.100	-0.100	0.100



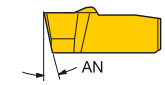



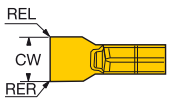

Inwendig groefsteken

		SSC	CW	REL	RER	Bestelcode	P 1125	P 1145	P 2135	M 1125	M 1145	M 2135	M H13A	K 1125	K 2135	K H13A	N 1125	N 2135	N H13A	S 1125	S 1145	S 2135	S H13A	H 2135	Afmetingen, mm AN	CWTOLL	CWTOLU	RETOLL	RETOLU
Nabewerken	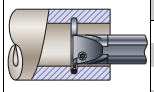	20	2.00	0.20	0.20	N151.3-200-20-4G	☆	☆	★	☆	☆	★	☆	★	☆	☆	☆	☆	★	★	☆	☆	☆	★	11°	-0.020	0.020	-0.050	0.050
		25	2.39	0.18	0.18	N151.3-A094-25-4G	★	☆		★	☆		☆	★		☆	☆		★	★	☆		☆		11°	-0.020	0.020	-0.051	0.051
			2.46	0.33	0.33	N151.3-A097-25-4G	★			★			☆	★		☆	☆		★	★			☆		11°	-0.020	0.020	-0.051	0.051
			2.67	0.18	0.18	N151.3-A105-25-4G		☆			☆		★			★			★		★		☆		11°	-0.020	0.020	-0.051	0.051
			2.79	0.33	0.33	N151.3-A110-25-4G	★			★				★			★			★					11°	-0.020	0.020	-0.051	0.051
		30	3.00	0.20	0.20	N151.3-300-30-4G	☆	☆	★	☆	☆	★	☆	★	☆	☆	☆	☆	★	★	☆	☆	☆	★	11°	-0.020	0.020	-0.050	0.050
			3.18	0.18	0.18	N151.3-A125-30-4G	★			★			☆	★		☆	☆		★	★			☆		11°	-0.020	0.020	-0.051	0.051
			3.61	0.33	0.33	N151.3-A142-30-4G	★			★				★			★			★					11°	-0.020	0.020	-0.051	0.051
		40	4.00	0.20	0.20	N151.3-400-40-4G	☆	☆	★	☆	☆	★	☆	★	☆	☆	☆	☆	★	★	☆	☆	☆	★	11°	-0.020	0.020	-0.050	0.050
			3.96	0.18	0.18	N151.3-A156-40-4G		☆			★										★				11°	-0.020	0.020	-0.051	0.051
			4.70	0.56	0.56	N151.3-A185-40-4G	★			★				★			★			★					11°	-0.020	0.020	-0.051	0.051
			4.80	0.56	0.56	N151.3-A189-40-4G	★			★				★			★			★					11°	-0.020	0.020	-0.051	0.051
		50	5.00	0.20	0.20	N151.3-500-50-4G	☆		★	☆		★	☆	★	☆	☆	☆	☆	★	★		☆	☆	★	11°	-0.020	0.020	-0.050	0.050
		60	6.00	0.20	0.20	N151.3-600-60-4G	★			★				★			★			★					9°	-0.020	0.020	-0.050	0.050

Voor segerring groeven

		SSC	CW	REL	RER	Bestelcode	P 1125	M 1125	M H13A	K 1125	K H13A	N 1125	N H13A	S 1125	S H13A	Afmetingen, mm AN	CWTOLL	CWTOLU	RETOLL	RETOLU
Nabewerken	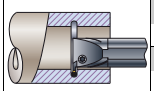	20	1.85	0.10	0.10	N151.3-185-20-4G	★	★		★		★		★		11°	0.090	0.130	-0.050	0.050
			2.15	0.15	0.15	N151.3-215-20-4G	★	★		★		★		★		11°	0.090	0.130	-0.050	0.050
		25	2.65	0.15	0.15	N151.3-265-25-4G	★	★	☆	★	☆	☆	★	★	☆	11°	0.090	0.130	-0.050	0.050

SSC = Moet corresponderen met SSC op houder. N = neutraal

B104 B109 B130 B149 B147 H36 H35 H4

T-Max® Q-Cut wisselplaat voor ondersnijding



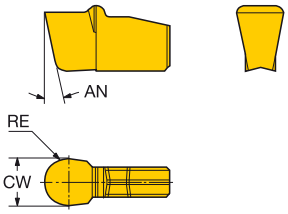

		SSC	CW	RE	REL	RER	Bestelcode	P 525	M H13A	K H13A	N H13A	S H13A	AN	CWTOLL	CWTOLU	RETOLL	RETOLU
													Afmetingen, mm				
Middelmatig	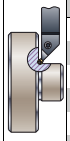	20	2.00	1.00	1.00	1.00	N151.2-200-20-4U	★	★	★	★	★	7°	-0.020	0.020	-0.020	0.020
		25	3.00	1.50	1.50	1.50	N151.2-300-25-4U		★	★	★	★	7°	-0.020	0.020	-0.020	0.020

T-Max® Q-Cut wisselplaat voor profieldraaien



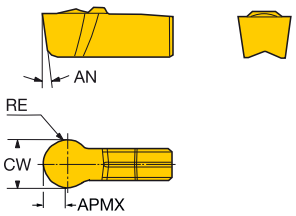

Inwendig profieldraaien en kopsteken

		SSC	CW	RE	Bestelcode	P 1125	P 2135	P 4225	M 1125	M 2135	K 1125	K 2135	K 4225	N 1125	N 2135	S 1125	S 2135	H 2135	AN	CWTOLL	CWTOLU	RETOLL	RETOLU
																			Afmetingen, mm				
Middelmatig	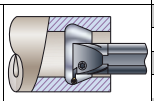	25	3.00	1.50	N151.3-300-25-7P	☆	★	☆	☆	★	☆	☆	★	★	☆	★	☆	★	9°	-0.050	0.050	-0.020	0.020
		30	4.00	2.00	N151.3-400-30-7P	☆	★	☆	☆	★	☆	☆	★	★	☆	★	☆	★	8°	-0.050	0.050	-0.020	0.020
		40	5.00	2.50	N151.3-500-40-7P	★			★		★			★		★			8°	-0.050	0.050	-0.020	0.020
		50	6.00	3.00	N151.3-600-50-7P	★			★		★			★		★			8°	-0.050	0.050	-0.020	0.020

SSC = Moet corresponderen met SSC op houder. N = neutraal

B104 B109 B130 B149 B147 H36 H35 H24

T-Max® Q-Cut schachtgereedschap voor ondersnijden

Klemschroef ontwerp



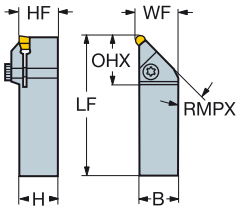

	SSC	CZC_{MS}	CDX	RMPX	OHX	Bestelnummer	Afmetingen, mm B	H	LF	WF	HF	NM	KG	MIID
	20	25 x 25	1.0	45°	24.0	**R/LS151.22-2525-20**	25.0	25.0	150.0	25.3	25.0	2.5	0.74	N151.2-200-20- 4U
	25	25 x 25	1.5	45°	27.0	**R/LS151.22-2525-25**	25.0	25.0	150.0	25.6	25.0	3.0	0.74	N151.2-300-25- 4U
	30	25 x 25	2.0	45°	28.0	**R/LS151.22-2525-30**	25.0	25.0	150.0	25.8	25.0	3.5	0.73	N151.2-400-30- 4U
	40	25 x 25	2.5	45°	31.0	**R/LS151.22-2525-40**	25.0	25.0	150.0	26.1	25.0	4.5	0.73	N151.2-500-40- 4U

SSC = Moet overeenkomen met SSC op wisselplaat. R = Rechts, L = Links

	Reserve onderdelen
Bestelnummer	Spanschroef
R/LS151.22-2525-20	3212 012-259
R/LS151.22-2525-25	3212 012-259
R/LS151.22-2525-30	3212 012-259
R/LS151.22-2525-40	3212 012-360

Ga voor de complete lijst van reserveonderdelen naar www.sandvik.coromant.com

B102 F2 E1 H36 H35

T-Max® Q-Cut schachtgereedschap voor kopsteken

Klemschroef ontwerp

R/LF151.37 R/LG151.37

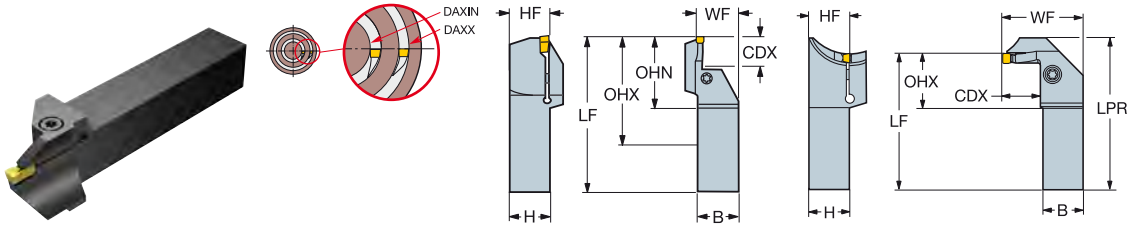

Vorm B

	SSC	CZC_{MS}	CDX	DAXIN	DAXX	OHX	Bestelnummer	Afmetingen, mm B	H	LPR	LF	WF	HF	NM	KG	MIID
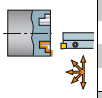	25	25 x 25	8.7	24.0	35.0	37.7	**R/LF151.37-2525-024B25**	25.0	25.0		150.0	26.0	25.0	3.2	0.73	N151.3-300-25- 7G
		25 x 25	8.7	29.0	40.0	37.7	**R/LF151.37-2525-029B25**	25.0	25.0		150.0	26.0	25.0	3.2	0.73	N151.3-300-25- 7G
		25 x 25	8.7	34.0	50.0	37.7	**R/LF151.37-2525-034B25**	25.0	25.0		150.0	26.0	25.0	3.2	0.72	N151.3-300-25- 7G
		25 x 25	15.0	64.0	100.0	37.7	**RF151.37-2525-064B25**	25.0	25.0		150.0	26.0	25.0	3.2	0.71	N151.3-300-25- 7G
	30	25 x 25	8.7	27.0	45.0	44.7	**LF151.37-2525-027B30**	25.0	25.0		150.0	26.0	25.0	3.3	0.70	N151.3-400-30- 7G
		25 x 25	8.7	32.0	50.0	44.7	**R/LF151.37-2525-032B30**	25.0	25.0		150.0	26.0	25.0	3.3	0.74	N151.3-400-30- 7G
		25 x 25	20.0	42.0	70.0	44.7	**RF151.37-2525-042B30**	25.0	25.0		150.0	26.0	25.0	3.3	0.70	N151.3-400-30- 7G
	40	25 x 25	10.7	25.0	45.0	45.7	**R/LF151.37-2525-025B40**	25.0	25.0		150.0	26.0	25.0	3.4	0.73	N151.3-500-40- 7G
		25 x 25	10.7	30.0	55.0	45.7	**R/LF151.37-2525-030B40**	25.0	25.0		150.0	26.0	25.0	3.4	0.71	N151.3-500-40- 7G
	50	25 x 25	10.7	23.0	45.0	46.7	**RF151.37-2525-023B50**	25.0	25.0		150.0	26.0	25.0	3.8	0.73	N151.3-600-50- 7G
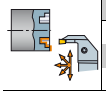	30	25 x 25	8.7	27.0	45.0	26.0	**R/LG151.37-2525-027B30**	25.0	25.0	159.9	150.0	47.0	25.0	3.0	0.90	N151.3-400-30- 7G
	50	25 x 25	10.7	23.0	45.0	30.2	**R/LG151.37-2525-023B50**	25.0	25.0	164.2	150.0	47.0	25.0	3.0	0.90	N151.3-600-50- 7G

SSC = Moet overeenkomen met SSC op wisselplaat.

R = Rechts, L = Links

Reserve onderdelen
Spanschroef
3212 012-360

Ga voor de complete lijst van reserveonderdelen naar www.sandvik.coromant.com

B102 F2 E1 H36 H35

T-Max® Q-Cut kop voor kopsteken

Klemschroef ontwerp

CoroTurn® SL inwendige koelmiddeltoevoer



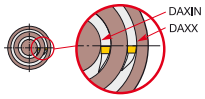

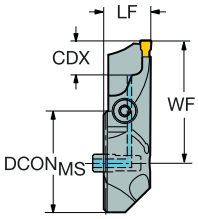

Vorm A

	SSC	CZC_{MS}	CDX	DAXIN	DAXX	CNSC	Bestelnummer	Afmetingen, mm $DCON_{MS}$	LF	WF	BAR	NM	KG	MIID
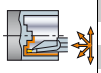	25	32	8.7	24.0	35.0	1	**570-32R/L151.3-024A25**	32	14.0	37.4	10	2.0	0.09	N151.3-300-25- 7G



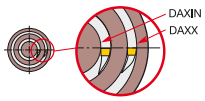

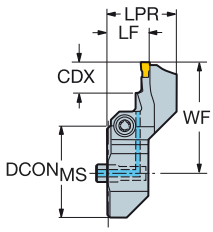

Vorm B

	SSC	CZC_{MS}	CDX	DAXIN	DAXX	CNSC	Bestelnummer	Afmetingen, mm $DCON_{MS}$	LPR	LF	WF	BAR	NM	KG	MIID
	25	32	8.7	24.0	35.0	1	**570-32R/L151.3-024B25**	32	23.1	14.0	37.4	10	2.0	0.13	N151.3-300-25- 7G
	50	32	10.7	23.0	45.0	1	**570-32R151.3-023B50**	32	30.0	18.0	41.1	10	4.0	0.16	N151.3-600-50- 7G

SSC = Moet overeenkomen met SSC op wisselplaat.

R = Rechts, L = Links

		Reserve onderdelen	
SSC	CZC_{MS}	Schroef	Koelvloeistofbuis
25	32	3212 012-260	5691 041-01
50	32	3212 012-310	5691 041-02

Ga voor de complete lijst van reserveonderdelen naar www.sandvik.coromant.com


B102


F2



H36


H35



H5


H2

SANDVIK Coromant

T-Max® Q-Cut kop voor groefsteken

Klemschroef ontwerp

CoroTurn® SL inwendige koelmiddeltoevoer



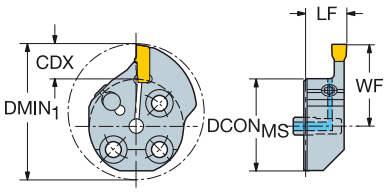

	SSC	CZC_{MS}	CDX	$DMIN_1$	OHX	CNSC	Bestelnummer	Afmetingen, mm $DCON_{MS}$	LF	WF	BAR	NM	KG	MIID
	20	25	8.0	35.6	13.0	1	**570-25R/L151.3-08-20**	25	14.0	22.1	10	3.0	0.07	N151.3-200-20- 4G
		32	8.0	42.6	13.0	1	**570-32R/L151.3-08-20**	32	14.0	25.6	10	3.0	0.10	N151.3-200-20- 4G
	25	25	8.0	40.0	12.5	1	**570-25R/L151.3-08-25**	25	14.0	22.1	10	3.0	0.07	N151.3-300-25- 7G
		32	7.0	41.6	12.5	1	**570-32R/L151.3-07-25**	32	14.0	24.6	10	3.0	0.10	N151.3-300-25- 7G
	30	25	8.0	40.7	12.5	1	**570-25R/L151.3-08-30**	25	14.0	22.1	10	3.0	0.07	N151.3-400-30- 7G
		32	8.0	42.6	12.5	1	**570-32R/L151.3-08-30**	32	14.0	25.6	10	3.0	0.10	N151.3-400-30- 7G
		40	6.0	48.6	12.5	1	**570-40R/L151.3-06-30**	40	14.0	27.6	10	3.0	0.14	N151.3-400-30- 7G
	40	32	10.0	48.0	11.5	1	**570-32R/L151.3-10-40**	32	14.0	27.6	10	3.0	0.10	N151.3-500-40- 7G
		40	9.0	51.6	11.5	1	**570-40R/L151.3-09-40**	40	14.0	30.6	10	3.0	0.15	N151.3-500-40- 7G
	50	32	10.0	48.8	11.0	1	**570-32R/L151.3-10-50**	32	14.0	27.6	10	3.0	0.11	N151.3-600-50- 7G
		40	9.0	51.6	11.0	1	**570-40R151.3-09-50**	40	14.0	30.6	10	3.0	0.16	N151.3-600-50- 7G
	60	32	13.0	47.6	10.0	1	**570-32R/L151.3-13-60**	32	14.0	30.6	10	3.0	0.11	N151.3-800-60- 4G
		40	12.0	54.6	10.0	1	**570-40R/L151.3-12-60**	40	14.0	33.6	10	3.0	0.16	N151.3-800-60- 4G

SSC = Moet overeenkomen met SSC op wisselplaat.

R = Rechts, L = Links

		Reserve onderdelen		
SSC	CZC_{MS}	Spanschroef	Koelvloeistofbuis	Spanmoer
20	25-32	5513 017-03	5691 041-01	5534 021-01
25	25-32	5513 017-03	5691 041-01	5534 021-01
30	25-40	5513 017-03	5691 041-03	5534 021-01
40	32-40	5513 017-03	5691 041-03	5534 021-01
50	32-40	5513 017-03	5691 041-03	5534 021-01
60	32-40	5513 017-03	5691 041-03	5534 021-01

Ga voor de complete lijst van reserveonderdelen naar www.sandvik.coromant.com

B102 F2 H36 H35 H5 H2

T-Max® Q-Cut kop voor groefsteken

Veerklemminguitvoering

CoroTurn® SL inwendige koelmiddeltoevoer



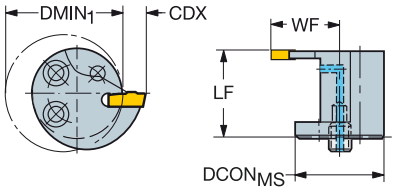

	SSC	CZC$_{MS}$	CDX	DMIN$_1$	CNSC	Bestelnummer	DCON$_{MS}$	LF	WF	BAR	KG	MIID
							Afmetingen, mm					
	20	16	8.5	25.0	1	**R/LAG551.31-160808-20**	16	8.0	16.5	10	0.03	N151.3-200-20- 4G
		16	3.5	20.0	1	**R/LAG551.31-161603-20**	16	16.0	11.5	10	0.03	N151.3-200-20- 4G
	25	16	5.6	22.0	1	**R/LAG551.31-161605-25**	16	15.9	13.6	10	0.02	N151.3-265-25- 4G
		20	11.6	32.0	1	**R/LAG551.31-201011-25**	20	9.9	21.6	10	0.04	N151.3-265-25- 4G
		20	4.6	25.0	1	**R/LAG551.31-202004-25**	20	19.9	14.6	10	0.04	N151.3-265-25- 4G
	30	20	4.5	25.0	1	**R/LAG551.31-202004-30**	20	19.5	14.5	10	0.04	N151.3-300-30- 4G
		25	14.5	40.0	1	**R/LAG551.31-251214-30**	25	12.0	27.0	10	0.06	N151.3-300-30- 4G
		25	6.5	32.0	1	**R/LAG551.31-252506-30**	25	24.5	19.0	10	0.08	N151.3-300-30- 4G
	40	25	6.6	32.0	1	**RAG551.31-252506-40**	25	24.5	19.2	10	0.08	N151.3-400-40- 4G
		32	17.6	50.0	1	**R/LAG551.31-321617-40**	32	15.5	33.7	10	0.01	N151.3-400-40- 4G
		32	7.6	40.0	1	**R/LAG551.31-323207-40**	32	31.5	23.7	10	0.14	N151.3-400-40- 4G
	50	40	19.5	60.0	1	**R/LAG551.31-402019-50**	40	19.5	39.5	10	0.22	N151.3-500-50- 4G

SSC = Moet overeenkomen met SSC op wisselplaat. R = Rechts, L = Links

Toebehoren (afzonderlijk te bestellen)

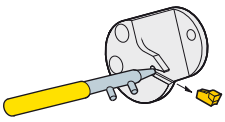

Wisselplaat sleutel

5680 057-021

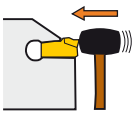

De verwisselbare snijkoppen type T-Max Q-Cut® SL ((R/LAG 551.31) en de kleine MBS bladen voor afsteken en kopsteken zijn niet voorzien van bevestigingsgaten. Bij deze houders moet een rubber hamertje worden gebruikt om de wisselplaten op hun plaats te tikken. Gebruik de punt van de gele sleutel om de wisselplaat uit te nemen.

B102 F2 H36 H35 H5 H2

T-Max® Q-Cut boorbaar voor groefsteken

Klemschroef ontwerp

Cilindrisch met groef voor EasyFix-bus - interne koelmiddeltoevoer

DSGN 1 2



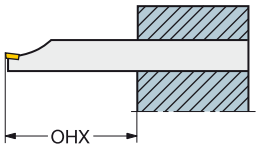

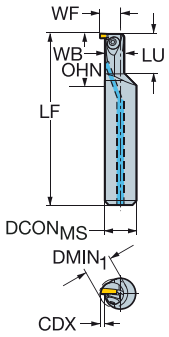

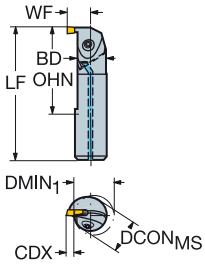

	SSC	CZC_{MS}	CDX	$DMIN_1$	LU	OHX	OHN	CNSC	DSGN	Bestelnummer	Afmetingen, mm $DCON_{MS}$	WB	LF	WF	BAR	NM	KG	MIID
	20	16	2.0	12.0	20.0	64.0	27.0	1	1	**R/LAG151.32-16M12-20**	16	9.5	150.0	10.0	10	2.5	0.22	N151.3-200-20- 4G
	25	16	4.0	15.0	20.0	64.0	27.0	1	1	**R/LAG151.32-16M15-25**	16	10.5	150.0	12.0	10	2.5	0.21	N151.3-265-25- 4G
	30	20	4.5	16.0	21.0	80.0	21.5	1	1	**R/LAG151.32-20Q16-30**	20	11.0	180.0	14.3	10	2.5	0.40	N151.3-300-30- 4G
	40	20	5.0	18.0	23.0	80.0	23.0	1	1	**R/LAG151.32-20Q18-40**	20	12.5	180.0	14.8	10	3.5	0.42	N151.3-400-40- 4G
	20	16	3.5	20.0		64.0	24.0	1	2	**R/LAG151.32-16M-20**	16		150.0	11.5	10	2.5	0.22	N151.3-200-20- 4G
		20	4.5	25.0		80.0	30.0	1	2	**R/LAG151.32-20Q-20**	20		180.0	14.5	10	2.5	0.42	N151.3-200-20- 4G
	25	16	3.5	20.0		64.0	24.2	1	2	**R/LAG151.32-16M-25**	16		150.0	11.6	10	3.0	0.21	N151.3-265-25- 4G
		20	4.6	25.0		80.0	30.0	1	2	**R/LAG151.32-20Q-25**	20		180.0	14.6	10	3.0	0.42	N151.3-265-25- 4G
		25	6.1	32.0		100.0	32.2	1	2	**R/LAG151.32-25R-25**	25		200.0	18.6	10	3.0	0.70	N151.3-265-25- 4G
	30	20	4.5	25.0		80.0	32.2	1	2	**R/LAG151.32-20Q-30**	20		180.0	14.5	10	3.5	0.41	N151.3-300-30- 4G
		25	6.0	32.0		100.0	30.0	1	2	**R/LAG151.32-25R-30**	25		200.0	18.5	10	3.5	0.70	N151.3-300-30- 4G
	40	25	6.1	32.0		100.0	32.2	1	2	**R/LAG151.32-25R-40**	25		200.0	18.5	10	4.5	0.69	N151.3-400-40- 4G

SSC = Moet overeenkomen met SSC op wisselplaat. R = Rechts, L = Links

Reserve onderdelen
Spanschroef
5512 031-03

Ga voor de complete lijst van reserveonderdelen naar www.sandvik.coromant.com

B102 F2 G1 H36 H35 H5

T-Max® Q-Cut boorbaar voor groefsteken

Klemschroef ontwerp

Cilindrisch met platte vlakken - interne koelmiddeltoevoer



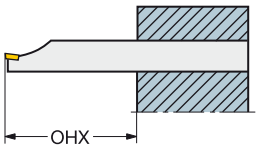

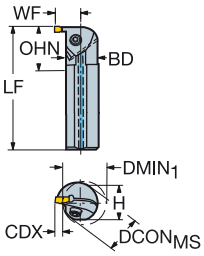

	SSC	CZC_{MS}	CDX	$DMIN_1$	OHX	OHN	CNSC	Bestelnummer	Afmetingen, mm $DCON_{MS}$	H	LF	WF	BAR	NM	KG	MIID
	25	32	7.1	40.0	128.0	36.3	1	**R/LAG151.32-32S-25**	32	30.0	250.0	23.1	10	3.0	1.41	N151.3-265-25- 4G
	30	32	7.0	40.0	128.0	36.2	1	**R/LAG151.32-32S-30**	32	30.0	250.0	23.0	10	3.5	1.43	N151.3-300-30- 4G
	40	32	7.1	40.0	128.0	36.3	1	**R/LAG151.32-32S-40**	32	30.0	250.0	23.1	10	4.5	1.42	N151.3-400-40- 4G
		40	8.1	50.0	160.0	42.3	1	**R/LAG151.32-40T-40**	40	37.0	300.0	28.1	10	4.5	2.64	N151.3-400-40- 4G
	50	32	7.0	40.0	128.0	36.3	1	**RAG151.32-32S-50**	32	30.0	250.0	23.0	10	5.0	1.45	N151.3-500-50- 4G
		40	8.0	50.0	160.0	42.3	1	**RAG151.32-40T-50**	40	37.0	300.0	28.0	10	5.0	2.63	N151.3-500-50- 4G

SSC = Moet corresponderen met SSC op houder.

R = Rechts, L = Links

		Reserve onderdelen
SSC	CZC_{MS}	Spanschroef
25	32	5512 031-03
30	32	5512 031-03
40	32-40	3212 012-359
50	32-40	3212 012-359

Ga voor de complete lijst van reserveonderdelen naar www.sandvik.coromant.com

B102 F2 G1 H36 H35 H5

T-Max® Q-Cut boorbaar voor kopsteken

Klemschroef ontwerp

Cilindrisch met platte vlakken - interne koelmiddeltoevoer



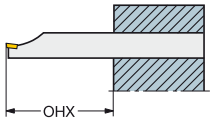

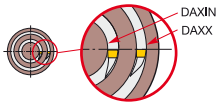

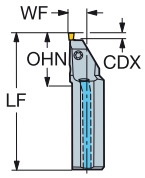

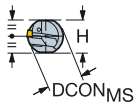

	SSC	CZC_{MS}	CDX	DAXIN	DAXX	OHX	OHN	CNSC	Bestelnummer	Afmetingen, mm $DCON_{MS}$	H	LF	WF	HF	BAR	NM	KG	MIID
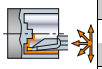	25	25	5.3	18.0	101.0	62.5	31.4	1	**R/LAF151.37-25-024A25**	25	23.0	200.0	12.8	0.1	10	3.0	0.62	N151.3-300-25- 7G
	30	25	5.3	16.0	101.0	62.5	31.4	1	**R/LAF151.37-25-024A30**	25	23.0	200.0	12.8	0.1	10	3.0	0.63	N151.3-400-30- 7G
		25	12.0	16.0	55.0	62.5	31.4	1	**R/LAF151.37-25-025A30**	25	23.0	200.0	12.8	0.1	10	3.5	0.62	N151.3-400-30- 7G
	50	40	6.3	23.0	400.0	100.0	50.0	1	**R/LAF151.37-40-035A50**	40	37.0	300.0	20.8	0.1	10	5.0	2.40	N151.3-600-50- 7G
		40	15.0	23.0	80.0	100.0	50.0	1	**R/LAF151.37-40-036A50**	40	37.0	300.0	20.8	0.1	10	5.0	2.37	N151.3-600-50- 7G

SSC = Moet overeenkomen met SSC op wisselplaat.

R = Rechts, L = Links

		Reserve onderdelen
SSC	CZC_{MS}	Spanschroef
25	25	3212 012-257
30	25	3212 012-257
50	40	3212 012-359

Ga voor de complete lijst van reserveonderdelen naar www.sandvik.coromant.com

B102 F2 G1 H36 H35 H5

CoroThread® 266

Voor het steken van borgringen en andere ondiepe groeven

Toepassing

- Ondiep groefsteken
- Segerring groeven
- Lage tot gemiddelde voedingen



ISO toepassingsgebied:

P M K N S

Voordelen en kenmerken

- Hoge wisselnauwkeurigheid
- Stabiele oplossing met laag risico op trillingen
- Kosten-efficiënte oplossing met drie snijkanten
- Externe en interne groeven
- Scherpe snijkanten voor groeven van hoge kwaliteit
- Wisselplaat is gemakkelijk te identificeren – groefbreedte is vermeld op de wisselplaat

www.sandvik.coromant.com/corothread266

Wisselplaten

- Wisselplaten in hardmetaalsoort GC1135
- Positieve geometrie voor lage snijkracht

Klemhouders

- Coromant Capto® klemhouder-units
- Schachtgereedschappen
- Kotterbaren
- CoroTurn® SL-koppen

Betrouwbare iLock opspanning

De wisselplaat met positie-sleuf zit stabiel op de T-rails in de zitting waardoor eventuele beweging van de wisselplaat door snijkrachtvariaties wordt geëlimineerd.



De wisselplaten kunnen worden gebruikt in CoroThread 266 gereedschapshouders. Voor een correcte hellingshoek, moet een 0° onderlegplaat worden gebruikt.



B113 B114 H35

SANDVIK Coromant

CoroThread® 266 wisselplaat voor groefsteken

Voor economisch steken van segerring groeven en ondiepe groeven



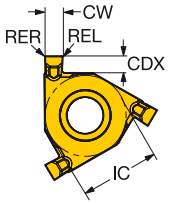

			CW	REL	RER	CDX	Bestelcode	P 1135	M 1135	K 1135	N 1135	S 1135	Afmetingen, mm AN	CWTOLL	CWTOLU	RETOLL	RETOLU
Middelmatig	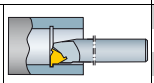	16	1.10	0.08	0.08	1.3	254R/LG-16CC01-110	★	★	★	★	★	0°	0.050	0.130	-0.080	0.020
			1.30	0.08	0.08	1.6	254R/LG-16CC01-130	★	★	★	★	★	0°	0.050	0.130	-0.080	0.020
			1.60	0.08	0.08	1.9	254R/LG-16CC01-160	★	★	★	★	★	0°	0.050	0.130	-0.080	0.020
			1.85	0.08	0.08	1.9	254R/LG-16CC01-185	★	★	★	★	★	0°	0.050	0.130	-0.080	0.020
			2.15	0.08	0.08	1.9	254R/LG-16CC01-215	★	★	★	★	★	0°	0.050	0.130	-0.080	0.020
		22	2.15	0.08	0.08	2.2	254R/LG-22CC01-215	★	★	★	★	★	0°	0.050	0.130	-0.080	0.020
			2.65	0.15	0.15	2.2	254R/LG-22CC01-265	★	★	★	★	★	0°	0.050	0.130	-0.080	0.020
			3.15	0.15	0.15	2.2	254R/LG-22CC01-315	★	★	★	★	★	0°	0.050	0.130	-0.080	0.020
			4.15	0.15	0.15	2.6	254R/LG-22CC01-415	★	★	★	★	★	0°	0.050	0.130	-0.080	0.020

SSC = Moet corresponderen met SSC op houder.

R = Rechts, L = Links

Opmerking!
De rechtse wisselplaat kan worden gebruikt voor rechtse uitwendige en linkse inwendige houders, de linkse wisselplaat voor linkse uitwendige en rechtse inwendige houders.

Indien CoroThread® 266 kotterbaren voor deze wisselplaten worden gebruikt, moet er een onderlegplaat met een hellingshoek van 0° worden gebruikt, zie pagina C75

B114 B130 B149 B148 H36 H26

CoroThread® 266 boorbaar voor groefsteken

Schroefbevestiging, voor segerring groeven

Inwendige koelvloeistoftoevoer





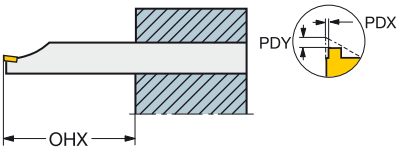

254R/LKF

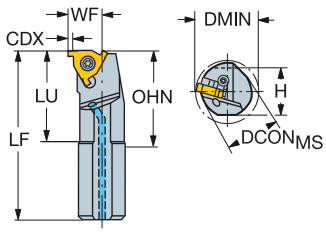

254R/LKF-R

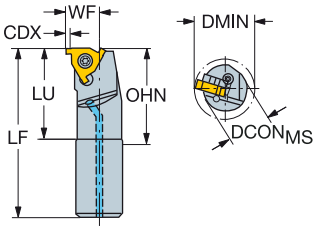

266R/LL,
254R/LG

Cilindrisch met platte vlakken

		CZC$_{MS}$	CDX	DMIN$_1$	LU	OHX	OHN	CNSC	Bestelnummer	Afmetingen, mm DCON$_{MS}$	H	LF	WF	BAR	NM	KG	MIID
	16	16	1.3	20.0	27.0	48.0	27.0	1	**254R/LKF-16-16**	16	15.0	201.0	12.0	10	3.0	0.30	254RG-16CC..
	22	20	2.2	25.0	34.2	60.0	34.2	1	**254R/LKF-20-22**	20	18.0	251.0	15.0	10	5.0	0.53	254RG-22CC..

Cilindrisch

		CZC$_{MS}$	CDX	DMIN$_1$	LU	OHX	OHN	CNSC	Bestelnummer	Afmetingen, mm DCON$_{MS}$	LF	WF	BAR	NM	KG	MIID
	16	16	1.3	20.0	27.0	48.0	27.0	1	**254R/LKF-16-16-R**	16	125.0	12.0	10	3.0	0.20	254RG-16CC..
	22	20	2.2	25.0	48.0	60.0	48.0	1	**254R/LKF-20-22-R**	20	141.0	15.0	10	5.0	0.32	254RG-22CC..

SSC = Moet overeenkomen met SSC op wisselplaat.

R = Rechts, L = Links

Zonder onderlegplaat.

Voor PDX/PDY waarden - zie wisselplaatpagina.

Voor grotere baardiameters moeten baartypen 266R/LKF met onderlegplaat 0° worden gebruikt.

Bij gebruik van CoroThread 266 wisselplaten voor het groefsteken van borgringen type 254R/LG, gebruik voor het rechtse ronde schachtgereedschap een linkse wisselplaat, en het linkse schachtgereedschap een rechtse wisselplaat.

	Reserve onderdelen
CZC$_{MS}$	Schroef
16	5513 020-02
22	5513 020-07

Ga voor de complete lijst van reserveonderdelen naar www.sandvik.coromant.com

B113 F2 G1 H36 H5 H27

SANDVIK Coromant

CoroTurn® XS

Inwendig draaien, kopsteken en draadsnijden van kleine componenten

Toepassing

- Inwendig draaien
- Kopieerdraaien
- Trekkend kotteren
- Profileren
- Insteken
- Kopsteken
- Voorsteken
- Draadsnijden



ISO toepassingsgebied:

P M N S H O

Voordelen en kenmerken

- Geoptimaliseerd voor het bewerken van kleine componenten van hoge kwaliteit
- Grote nauwkeurigheid en herhaalbaarheid
- Betrouwbaar en eenvoudig spansysteem
- Precisiegeslepen gereedschap voor een hoge wisselnauwkeurigheid
- Langere standtijd door geminimaliseerde microtrillingen met cilindrische hardmetalen schachtadapters
- De opspanmoer maakt het verwisselen van het snijgereedschap heel eenvoudig met cilindrische hardmetalen schachtadapters

www.sandvik.coromant.com/coroturnxs

Inwendige koelvloeistof

- De adapters zijn uitgevoerd met inwendige toevoer van precisiekoelmiddel.
- Koelmiddelrichting naar keuze instelbaar voor betere spaanverwijdering en veilig bewerken



Opspanprecisie

Precieze locatie in de kotterbaar dankzij een richtpen.



Snijgereedschappen

Draaien	Trekkend kotteren	Voorsteken	Insteken	Kopsteken	Profileren	Draadsnijden
						
A272	A271	B116	B117	B120	B121	C60

Adapters

Coromant Capto®	Vierkante schacht	Cilindrische schacht met plat vlak
		
F22	F33	F42

CoroTurn® XS volhardmetalen gereedschap voorinsteken



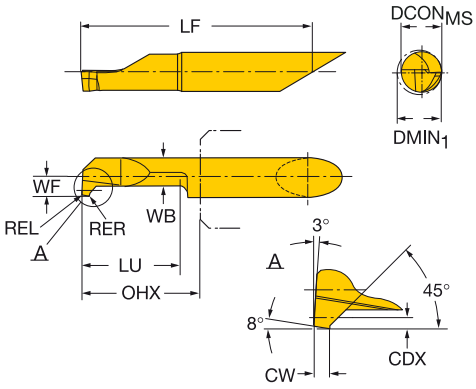

	CZC$_{MS}$	CW	KCHL	KCHR	CHWL	CHWR	CDX	DMIN$_1$	LU	OHX	Bestelnummer	P 1025	M 1025	N 1025	S 1025	O 1025	Afmetingen, mm DCON$_{MS}$	WB	LF	WF
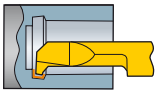	5	1.00	45°	45°	0.04	0.04	0.7	5.2	15.0	18.0	CXS-05GX100-5215R/L	★	★	★	★	★	5	3.8	37.3	2.5
	5	1.00	45°	45°	0.04	0.04	0.7	5.2	20.0	23.0	CXS-05GX100-5220R	★	★	★	★	★	5	3.8	42.3	2.5
	5	1.00	45°	45°	0.04	0.04	0.7	5.2	25.0	28.0	CXS-05GX100-5225R/L	★	★	★	★	★	5	3.8	47.3	2.5
	5	1.00	45°	45°	0.04	0.04	0.7	5.2	30.0	33.0	CXS-05GX100-5230R	★	★	★	★	★	5	3.8	52.3	2.5

CZC$_{MS}$ moet corresponderen met CZC$_{WS}$ op adapter.

R = Rechts, L = Links

Toleranties:		
	CWTOLL	CWTOLU
CXS-xxGX	0.000	0.050

F2 B135 B149 H36 H22

CoroTurn® XS volhardmetalen gereedschap voor groefsteken



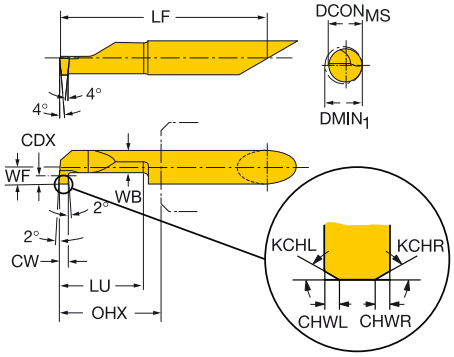

	CZC$_{MS}$	CW	KCHL	KCHR	CHWL	CHWR	CDX	DMIN$_1$	LU	OHX	Bestelnummer	P 1025	M 1025	N 1025	S 1025	H 7015	O 1025	Afmetingen, mm DCON$_{MS}$	WB	LF	WF
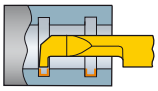	4	0.50	45°	45°	0.04	0.04	0.4	2.0	9.0	12.0	CXS-04G050-2009L	★	★	★	★		★	4	1.2	26.3	2.0
	4	0.50	45°	45°	0.04	0.04	0.4	2.0	12.0	15.0	CXS-04G050-2012R/L	★	★	★	★		★	4	1.2	29.3	2.0
	4	0.70	45°	45°	0.04	0.04	0.6	3.0	16.0	19.0	CXS-04G070-3016R/L	★	★	★	★		★	4	2.0	33.3	2.0
	4	0.78	45°	45°	0.04	0.04	0.8	4.2	10.0	13.0	CXS-04G078-4210R	★	★	★	★		★	4	3.0	27.3	2.0
	4	0.78	45°	45°	0.04	0.04	0.8	4.2	15.0	18.0	CXS-04G078-4215R/L	★	★	★	★		★	4	3.0	32.3	2.0
	4	0.78	45°	45°	0.04	0.04	0.8	4.2	20.0	23.0	CXS-04G078-4220R	★	★	★	★		★	4	3.0	37.3	2.0
	4	0.78	45°	45°	0.04	0.04	0.8	4.2	25.0	28.0	CXS-04G078-4225R/L	★	★	★	★		★	4	3.0	42.3	2.0
	4	1.00	45°	45°	0.04	0.04	0.8	4.2	10.0	13.0	CXS-04G100-4210R/L	★	★	★	★		★	4	3.0	27.3	2.0
	4	1.00	45°	45°	0.04	0.04	0.8	4.2	15.0	18.0	CXS-04G100-4215R/L	★	★	★	★		★	4	3.0	32.3	2.0
	4	1.00	45°	45°	0.04	0.04	0.8	4.2	20.0	23.0	CXS-04G100-4220R/L	★	★	★	★		★	4	3.0	37.3	2.0
	5	0.78	45°	45°	0.04	0.04	1.0	5.2	10.0	13.0	CXS-05G078-5210R	★	★	★	★		★	5	3.8	32.3	2.5
	5	0.78	45°	45°	0.04	0.04	1.0	5.2	15.0	18.0	CXS-05G078-5215R	★	★	★	★		★	5	3.8	37.3	2.5
	5	0.78	45°	45°	0.04	0.04	1.0	5.2	20.0	23.0	CXS-05G078-5220R/L	★	★	★	★		★	5	3.8	42.3	2.5
	5	0.78	45°	45°	0.04	0.04	1.0	5.2	25.0	28.0	CXS-05G078-5225L	★	★	★	★		★	5	3.8	47.3	2.5
	5	0.78	45°	45°	0.04	0.04	1.0	5.2	30.0	33.0	CXS-05G078-5230R	★	★	★	★		★	5	3.8	52.3	2.5
	5	0.78	45°	45°	0.04	0.04	1.0	5.2	35.0	38.0	CXS-05G078-5235R	★	★	★	★		★	5	3.8	57.3	2.5
	5	1.00	45°	45°	0.04	0.04	1.0	5.2	10.0	13.0	CXS-05G100-5210R	★	★	★	★		★	5	3.8	32.3	2.5
	5	1.00	45°	45°	0.04	0.04	1.0	5.2	20.0	23.0	CXS-05G100-5220R/L	★	★	★	★		★	5	3.8	42.3	2.5
	5	1.00	45°	45°	0.04	0.04	1.0	5.2	30.0	33.0	CXS-05G100-5230R	★	★	★	★		★	5	3.8	52.3	2.5
	5	1.00	45°	45°	0.04	0.04	1.0	5.2	35.0	38.0	CXS-05G100-5235R/L	★	★	★	★		★	5	3.8	57.3	2.5
	5	1.17	45°	45°	0.04	0.04	1.0	5.2	10.0	13.0	CXS-05G117-5210R	★	★	★	★		★	5	3.8	32.3	2.5
	5	1.17	45°	45°	0.04	0.04	1.0	5.2	15.0	18.0	CXS-05G117-5215L	★	★	★	★		★	5	3.8	37.3	2.5
	5	1.17	45°	45°	0.04	0.04	1.0	5.2	20.0	23.0	CXS-05G117-5220R	★	★	★	★		★	5	3.8	42.3	2.5
	5	1.17	45°	45°	0.04	0.04	1.0	5.2	30.0	33.0	CXS-05G117-5230L	★	★	★	★		★	5	3.8	52.3	2.5
	5	1.17	45°	45°	0.04	0.04	1.0	5.2	35.0	38.0	CXS-05G117-5235R	★	★	★	★		★	5	3.8	57.3	2.5
	5	1.50	45°	45°	0.04	0.04	1.0	5.2	10.0	13.0	CXS-05G150-5210R	★	★	★	★		★	5	3.8	32.3	2.5
	5	1.50	45°	45°	0.04	0.04	1.0	5.2	15.0	18.0	CXS-05G150-5215R/L	★	★	★	★		★	5	3.8	37.3	2.5
	5	1.50	45°	45°	0.04	0.04	1.0	5.2	20.0	23.0	CXS-05G150-5220R	★	★	★	★		★	5	3.8	42.3	2.5
	5	1.50	45°	45°	0.04	0.04	1.0	5.2	25.0	28.0	CXS-05G150-5225L	★	★	★	★		★	5	3.8	47.3	2.5
	5	1.50	45°	45°	0.04	0.04	1.0	5.2	30.0	33.0	CXS-05G150-5230R	★	★	★	★		★	5	3.8	52.3	2.5
	5	1.00	45°	45°	0.04	0.04	1.0	5.2	35.0	38.0	CXS-05G150-5235R	★	★	★	★		★	5	3.8	57.3	2.5
	5	1.57	45°	45°	0.04	0.04	1.0	5.2	15.0	18.0	CXS-05G157-5215R	★	★	★	★		★	5	3.8	37.3	2.5
	5	1.57	45°	45°	0.04	0.04	1.0	5.2	20.0	23.0	CXS-05G157-5220R/L	★	★	★	★		★	5	3.8	42.3	2.5
	5	1.57	45°	45°	0.04	0.04	1.0	5.2	25.0	28.0	CXS-05G157-5225L	★	★	★	★		★	5	3.8	47.3	2.5
	5	1.57	45°	45°	0.04	0.04	1.0	5.2	30.0	33.0	CXS-05G157-5230R	★	★	★	★		★	5	3.8	52.3	2.5
	5	1.57	45°	45°	0.04	0.04	1.0	5.2	10.0	13.0	CXS-05G198-5210L	★	★	★	★		★	5	3.8	32.3	2.5
	5	1.98	45°	45°	0.04	0.04	1.0	5.2	15.0	18.0	CXS-05G198-5215R/L	★	★	★	★		★	5	3.8	37.3	2.5
	5	1.98	45°	45°	0.04	0.04	1.0	5.2	25.0	28.0	CXS-05G198-5225R/L	★	★	★	★		★	5	3.8	47.3	2.5
	5	1.98	45°	45°	0.04	0.04	1.0	5.2	30.0	33.0	CXS-05G198-5230R	★	★	★	★		★	5	3.8	52.3	2.5
	5	2.00	45°	45°	0.04	0.04	1.0	5.2	10.0	13.0	CXS-05G200-5210R	★	★	★	★		★	5	3.8	32.3	2.5
	5	2.00	45°	45°	0.04	0.04	1.0	5.2	20.0	23.0	CXS-05G200-5220R/L	★	★	★	★		★	5	3.8	42.3	2.5
	5	2.00	45°	45°	0.04	0.04	1.0	5.2	30.0	33.0	CXS-05G200-5230R	★	★	★	★		★	5	3.8	52.3	2.5

CZC$_{MS}$ moet corresponderen met CZC$_{WS}$ op adapter.

R = Rechts, L = Links

Toleranties:				
	CWTOLL	CWTOLU	RETOLL	RETOLU
CXS-xxG	0.00	0.05	0.00	0.02

F2 B135 B149 H36 H22

CoroTurn® XS volhardmetalen gereedschap voor groefsteken



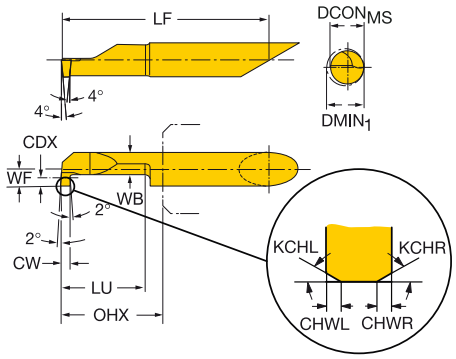

	CZC$_{MS}$	CW	KCHL	KCHR	CHWL	CHWR	CDX	DMIN$_1$	LU	OHX	Bestelnummer	P	M	N	S	H	O	Afmetingen, mm DCON$_{MS}$	WB	LF	WF
												1025	1025	1025	1025	7015	1025				
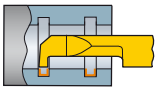	6	0.78	45°	45°	0.04	0.04	1.8	6.2	10.0	13.0	CXS-06G078-6210R	★	★	★	★		★	6	4.0	32.3	3.0
	6	0.78	45°	45°	0.04	0.04	1.8	6.2	15.0	18.0	CXS-06G078-6215R/L	★	★	★	★		★	6	4.0	37.3	3.0
	6	0.78	45°	45°	0.04	0.04	1.8	6.2	25.0	28.0	CXS-06G078-6225R	★	★	★	★		★	6	4.0	47.3	3.0
	6	0.78	45°	45°	0.04	0.04	1.8	6.2	30.0	33.0	CXS-06G078-6230L	★	★	★	★		★	6	4.0	52.3	3.0
	6	0.78	45°	45°	0.04	0.04	1.8	6.2	35.0	38.0	CXS-06G078-6235R/L	★	★	★	★		★	6	4.0	57.3	3.0
	6	1.00	45°	45°	0.04	0.04	1.8	6.2	10.0	13.0	CXS-06G100-6210R	★	★	★	★		★	6	4.0	32.3	3.0
	6	1.00	45°	45°	0.04	0.04	1.8	6.2	15.0	18.0	CXS-06G100-6215L	★	★	★	★		★	6	4.0	37.3	3.0
	6	1.00	45°	45°	0.04	0.04	1.8	6.2	15.0	18.0	CXS-06G100-6215R	★	★	★	★	★	★	6	4.0	37.3	3.0
	6	1.00	45°	45°	0.04	0.04	1.8	6.2	25.0	28.0	CXS-06G100-6225R/L	★	★	★	★		★	6	4.0	47.3	3.0
	6	1.00	45°	45°	0.04	0.04	1.8	6.2	35.0	38.0	CXS-06G100-6235R	★	★	★	★		★	6	4.0	57.3	3.0
	6	1.00	45°	45°	0.04	0.04	1.8	6.2	40.0	43.0	CXS-06G100-6240R	★	★	★	★		★	6	4.0	62.3	3.0
	6	1.17	45°	45°	0.04	0.04	1.8	6.2	10.0	13.0	CXS-06G117-6210R	★	★	★	★		★	6	4.0	32.3	3.0
	6	1.17	45°	45°	0.04	0.04	1.8	6.2	15.0	18.0	CXS-06G117-6215R	★	★	★	★		★	6	4.0	37.3	3.0
	6	1.17	45°	45°	0.04	0.04	1.8	6.2	20.0	23.0	CXS-06G117-6220R	★	★	★	★		★	6	4.0	42.3	3.0
	6	1.17	45°	45°	0.04	0.04	1.8	6.2	25.0	28.0	CXS-06G117-6225R/L	★	★	★	★		★	6	4.0	47.3	3.0
	6	1.17	45°	45°	0.04	0.04	1.8	6.2	30.0	33.0	CXS-06G117-6230R	★	★	★	★		★	6	4.0	52.3	3.0
	6	1.17	45°	45°	0.04	0.04	1.8	6.2	40.0	43.0	CXS-06G117-6240R/L	★	★	★	★		★	6	4.0	62.3	3.0
	6	1.50	45°	45°	0.04	0.04	1.8	6.2	10.0	13.0	CXS-06G150-6210R	★	★	★	★		★	6	4.0	32.3	3.0
	6	1.50	45°	45°	0.04	0.04	1.8	6.2	15.0	18.0	CXS-06G150-6215L	★	★	★	★		★	6	4.0	37.3	3.0
	6	1.50	45°	45°	0.04	0.04	1.8	6.2	15.0	18.0	CXS-06G150-6215R	★	★	★	★	★	★	6	4.0	37.3	3.0
	6	1.50	45°	45°	0.04	0.04	1.8	6.2	25.0	28.0	CXS-06G150-6225R/L	★	★	★	★		★	6	4.0	47.3	3.0
	6	1.50	45°	45°	0.04	0.04	1.8	6.2	30.0	33.0	CXS-06G150-6230R	★	★	★	★		★	6	4.0	52.3	3.0
	6	1.50	45°	45°	0.04	0.04	1.8	6.2	35.0	38.0	CXS-06G150-6235R/L	★	★	★	★		★	6	4.0	57.3	3.0
	6	1.57	45°	45°	0.04	0.04	1.8	6.2	10.0	13.0	CXS-06G157-6210R	★	★	★	★		★	6	4.0	32.3	3.0
	6	1.57	45°	45°	0.04	0.04	1.8	6.2	15.0	18.0	CXS-06G157-6215R/L	★	★	★	★		★	6	4.0	37.3	3.0
	6	1.57	45°	45°	0.04	0.04	1.8	6.2	25.0	28.0	CXS-06G157-6225R	★	★	★	★		★	6	4.0	47.3	3.0
	6	1.57	45°	45°	0.04	0.04	1.8	6.2	30.0	33.0	CXS-06G157-6230L	★	★	★	★		★	6	4.0	52.3	3.0
	6	1.57	45°	45°	0.04	0.04	1.8	6.2	35.0	38.0	CXS-06G157-6235R/L	★	★	★	★		★	6	4.0	57.3	3.0
	6	1.98	45°	45°	0.04	0.04	1.8	6.2	10.0	13.0	CXS-06G198-6210R	★	★	★	★		★	6	4.0	32.3	3.0
	6	1.98	45°	45°	0.04	0.04	1.8	6.2	15.0	18.0	CXS-06G198-6215R	★	★	★	★		★	6	4.0	37.3	3.0
	6	1.98	45°	45°	0.04	0.04	1.8	6.2	25.0	28.0	CXS-06G198-6225R	★	★	★	★		★	6	4.0	47.3	3.0
	6	1.98	45°	45°	0.04	0.04	1.8	6.2	35.0	38.0	CXS-06G198-6235R/L	★	★	★	★		★	6	4.0	57.3	3.0
	6	2.00	45°	45°	0.04	0.04	1.8	6.2	10.0	13.0	CXS-06G200-6210R	★	★	★	★		★	6	4.0	32.3	3.0
	6	2.00	45°	45°	0.04	0.04	1.8	6.2	15.0	18.0	CXS-06G200-6215R/L	★	★	★	★		★	6	4.0	37.3	3.0
	6	2.00	45°	45°	0.04	0.04	1.8	6.2	25.0	28.0	CXS-06G200-6225R/L	★	★	★	★		★	6	4.0	47.3	3.0
	6	2.00	45°	45°	0.04	0.04	1.8	6.2	30.0	33.0	CXS-06G200-6230R/L	★	★	★	★		★	6	4.0	52.3	3.0

CZC$_{MS}$ moet corresponderen met CZC$_{WS}$ op adapter.

R = Rechts, L = Links

Toleranties:				
	CWTOLL	CWTOLU	RETOLL	RETOLU
CXS-xxG	0.00	0.05	0.00	0.02

F2 B135 B149 H36 H22

CoroTurn® XS volhardmetalen gereedschap voor groefsteken



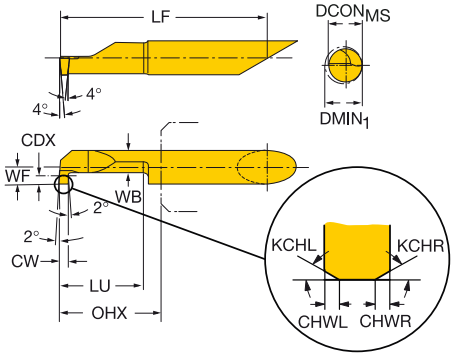

	CZC$_{MS}$	CW	KCHL	KCHR	CHWL	CHWR	CDX	DMIN$_1$	LU	OHX	Bestelnummer	P 1025	M 1025	N 1025	S 1025	H 7015	O 1025	Afmetingen, mm DCON$_{MS}$	WB	LF	WF
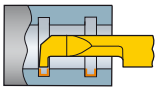	7	0.78	45°	45°	0.04	0.04	2.5	7.2	10.0	13.0	CXS-07G078-7210R	★	★	★	★		★	7	4.3	32.3	3.5
	7	0.78	45°	45°	0.04	0.04	2.5	7.2	15.0	18.0	CXS-07G078-7215R/L	★	★	★	★		★	7	4.3	37.3	3.5
	7	0.78	45°	45°	0.04	0.04	2.5	7.2	25.0	28.0	CXS-07G078-7225R	★	★	★	★		★	7	4.3	47.3	3.5
	7	0.78	45°	45°	0.04	0.04	2.5	7.2	30.0	33.0	CXS-07G078-7230R/L	★	★	★	★		★	7	4.3	52.3	3.5
	7	0.78	45°	45°	0.04	0.04	2.5	7.2	35.0	38.0	CXS-07G078-7235R/L	★	★	★	★		★	7	4.3	57.3	3.5
	7	0.78	45°	45°	0.04	0.04	2.5	7.2	40.0	43.0	CXS-07G078-7240R	★	★	★	★		★	7	4.3	62.3	3.5
	7	1.00	45°	45°	0.04	0.04	2.5	7.2	10.0	13.0	CXS-07G100-7210R	★	★	★	★		★	7	4.3	32.3	3.5
	7	1.00	45°	45°	0.04	0.04	2.5	7.2	15.0	18.0	CXS-07G100-7215R/L	★	★	★	★		★	7	4.3	37.3	3.5
	7	1.00	45°	45°	0.04	0.04	2.5	7.2	25.0	28.0	CXS-07G100-7225R/L	★	★	★	★		★	7	4.3	47.3	3.5
	7	1.00	45°	45°	0.04	0.04	2.5	7.2	30.0	33.0	CXS-07G100-7230R/L	★	★	★	★		★	7	4.3	52.3	3.5
	7	1.00	45°	45°	0.04	0.04	2.5	7.2	35.0	38.0	CXS-07G100-7235R	★	★	★	★		★	7	4.3	57.3	3.5
	7	1.17	45°	45°	0.04	0.04	2.5	7.2	40.0	43.0	CXS-07G100-7240R	★	★	★	★		★	7	4.3	62.3	3.5
	7	1.17	45°	45°	0.04	0.04	2.5	7.2	10.0	13.0	CXS-07G117-7210R	★	★	★	★		★	7	4.3	32.3	3.5
	7	1.17	45°	45°	0.04	0.04	2.5	7.2	15.0	18.0	CXS-07G117-7215R	★	★	★	★		★	7	4.3	37.3	3.5
	7	1.17	45°	45°	0.04	0.04	2.5	7.2	25.0	28.0	CXS-07G117-7225R	★	★	★	★		★	7	4.3	47.3	3.5
	7	1.17	45°	45°	0.04	0.04	2.5	7.2	30.0	33.0	CXS-07G117-7230R	★	★	★	★		★	7	4.3	52.3	3.5
	7	1.17	45°	45°	0.04	0.04	2.5	7.2	35.0	38.0	CXS-07G117-7235R	★	★	★	★		★	7	4.3	57.3	3.5
	7	1.17	45°	45°	0.04	0.04	2.5	7.2	40.0	43.0	CXS-07G117-7240R/L	★	★	★	★		★	7	4.3	62.3	3.5
	7	1.50	45°	45°	0.04	0.04	2.5	7.2	10.0	13.0	CXS-07G150-7210R	★	★	★	★		★	7	4.3	32.3	3.5
	7	1.50	45°	45°	0.04	0.04	2.5	7.2	15.0	18.0	CXS-07G150-7215R/L	★	★	★	★		★	7	4.3	37.3	3.5
	7	1.50	45°	45°	0.04	0.04	2.5	7.2	25.0	28.0	CXS-07G150-7225R/L	★	★	★	★		★	7	4.3	47.3	3.5
	7	1.50	45°	45°	0.04	0.04	2.5	7.2	35.0	38.0	CXS-07G150-7235R	★	★	★	★		★	7	4.3	57.3	3.5
	7	1.50	45°	45°	0.04	0.04	2.5	7.2	40.0	43.0	CXS-07G150-7240R/L	★	★	★	★		★	7	4.3	62.3	3.5
	7	1.57	45°	45°	0.04	0.04	2.5	7.2	10.0	13.0	CXS-07G157-7210R	★	★	★	★		★	7	4.3	32.3	3.5
	7	1.57	45°	45°	0.04	0.04	2.5	7.2	15.0	18.0	CXS-07G157-7215R/L	★	★	★	★		★	7	4.3	37.3	3.5
	7	1.57	45°	45°	0.04	0.04	2.5	7.2	20.0	23.0	CXS-07G157-7220L	★	★	★	★		★	7	4.3	42.3	3.5
	7	1.57	45°	45°	0.04	0.04	2.5	7.2	25.0	28.0	CXS-07G157-7225R	★	★	★	★		★	7	4.3	47.3	3.5
	7	1.57	45°	45°	0.04	0.04	2.5	7.2	35.0	38.0	CXS-07G157-7235R/L	★	★	★	★		★	7	4.3	57.3	3.5
	7	1.57	45°	45°	0.04	0.04	2.5	7.2	40.0	43.0	CXS-07G157-7240L	★	★	★	★		★	7	4.3	62.3	3.5
	7	1.98	45°	45°	0.04	0.04	2.5	7.2	10.0	13.0	CXS-07G198-7210R	★	★	★	★		★	7	4.3	32.3	3.5
	7	1.98	45°	45°	0.04	0.04	2.5	7.2	15.0	18.0	CXS-07G198-7215R/L	★	★	★	★		★	7	4.3	37.3	3.5
	7	1.98	45°	45°	0.04	0.04	2.5	7.2	30.0	33.0	CXS-07G198-7230L	★	★	★	★		★	7	4.3	52.3	3.5
	7	1.98	45°	45°	0.04	0.04	2.5	7.2	35.0	38.0	CXS-07G198-7235R/L	★	★	★	★		★	7	4.3	57.3	3.5
	7	2.00	45°	45°	0.04	0.04	2.5	7.2	10.0	13.0	CXS-07G200-7210R	★	★	★	★		★	7	4.3	32.3	3.5
	7	2.00	45°	45°	0.04	0.04	2.5	7.2	15.0	18.0	CXS-07G200-7215R/L	★	★	★	★		★	7	4.3	37.3	3.5
	7	2.00	45°	45°	0.04	0.04	2.5	7.2	20.0	23.0	CXS-07G200-7220R	★	★	★	★		★	7	4.3	42.3	3.5
	7	2.00	45°	45°	0.04	0.04	2.5	7.2	25.0	28.0	CXS-07G200-7225R/L	★	★	★	★		★	7	4.3	47.3	3.5
	7	2.00	45°	45°	0.04	0.04	2.5	7.2	35.0	38.0	CXS-07G200-7235R/L	★	★	★	★		★	7	4.3	57.3	3.5

CZC$_{MS}$ moet corresponderen met CZC$_{WS}$ op adapter.

R = Rechts, L = Links

Toleranties:				
	CWTOLL	CWTOLU	RETOLL	RETOLU
CXS-xxG	0.00	0.05	0.00	0.02

F2 B135 B149 H36 H22

CoroTurn® XS volhardmetalen gereedschap voor kopsteken



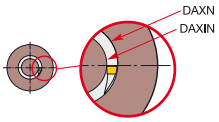

DSGN 1

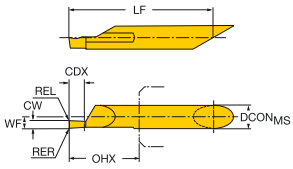

2

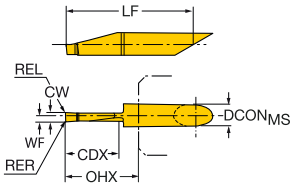

Vorm A

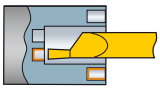

CZC$_{MS}$	CW	REL	RER	CDX	DAXIN	OHX	DSGN	Bestelnummer	P 1025	M 1025	N 1025	S 1025	O 1025	DCON$_{MS}$	LF	WF	CWTOLL	CWTOLU	RETOLL	RETOLU
6	1.00	0.15	0.15	2.0	4.2	18.0	1	CXS-06F100-6215AR/L	★	★	★	★	★	6	37.3	3.0	0.000	0.050	-0.02	0.02
6	1.50	0.15	0.15	3.0	3.2	18.0	1	CXS-06F150-6215AR/L	★	★	★	★	★	6	37.3	3.0	0.000	0.050	-0.02	0.02
6	2.00	0.15	0.15	4.0	2.2	18.0	1	CXS-06F200-6215AR/L	★	★	★	★	★	6	37.3	3.0	0.000	0.050	-0.02	0.02
6	2.50	0.15	0.15	5.0	1.2	18.0	1	CXS-06F250-6215AR/L	★	★	★	★	★	6	37.3	3.0	0.000	0.050	-0.02	0.02
6	3.00	0.15	0.15	6.0	0.2	18.0	1	CXS-06F300-6215AR/L	★	★	★	★	★	6	37.3	3.0	0.000	0.050	-0.02	0.02
8	2.00	0.20	0.20	15.0	11.0	20.0	2	CXS-08F200-8015AR/L	★	★	★	★	★	8	44.3	1.6	0.000	0.050	-0.02	0.02
8	2.50	0.20	0.20	10.0	5.0	15.0	2	CXS-08F250-8010AR/L	★	★	★	★	★	8	39.3	1.8	0.000	0.050	-0.02	0.02
8	3.00	0.20	0.20	10.0	4.0	15.0	2	CXS-08F300-8010AR/L	★	★	★	★	★	8	39.3	2.1	0.000	0.050	-0.02	0.02
8	3.00	0.20	0.20	15.0	9.0	20.0	2	CXS-08F300-8015AR/L	★	★	★	★	★	8	44.3	2.1	0.000	0.050	-0.02	0.02
8	4.00	0.20	0.20	10.0	2.0	15.0	2	CXS-08F400-8010AR/L	★	★	★	★	★	8	39.3	2.5	0.000	0.050	-0.02	0.02
8	4.00	0.20	0.20	15.0	7.0	20.0	2	CXS-08F400-8015AR/L	★	★	★	★	★	8	44.3	2.5	0.000	0.050	-0.02	0.02
10	3.00	0.20	0.20	20.0	14.0	28.0	2	CXS-10F300-10020AR/L	★	★	★	★	★	10	52.3	2.1	0.000	0.050	-0.02	0.02
10	3.00	0.20	0.20	25.0	19.0	33.0	2	CXS-10F300-10025AR/L	★	★	★	★	★	10	57.3	2.1	0.000	0.050	-0.02	0.02
10	3.00	0.20	0.20	30.0	24.0	38.0	2	CXS-10F300-10030AR/L	★	★	★	★	★	10	62.3	2.1	0.000	0.050	-0.02	0.02
10	4.00	0.20	0.20	20.0	12.0	28.0	2	CXS-10F400-10020AR/L	★	★	★	★	★	10	52.3	2.7	0.000	0.050	-0.02	0.02
10	4.00	0.20	0.20	25.0	17.0	33.0	2	CXS-10F400-10025AR/L	★	★	★	★	★	10	57.3	2.7	0.000	0.050	-0.02	0.02
10	4.00	0.20	0.20	30.0	22.0	38.0	2	CXS-10F400-10030AR/L	★	★	★	★	★	10	62.3	2.7	0.000	0.050	-0.02	0.02
10	5.00	0.20	0.20	20.0	10.0	28.0	2	CXS-10F500-10020AR/L	★	★	★	★	★	10	52.3	3.1	0.000	0.050	-0.02	0.02
10	5.00	0.20	0.20	25.0	15.0	33.0	2	CXS-10F500-10025AR/L	★	★	★	★	★	10	57.3	3.1	0.000	0.050	-0.02	0.02
10	5.00	0.20	0.20	30.0	20.0	38.0	2	CXS-10F500-10030AR/L	★	★	★	★	★	10	62.3	3.1	0.000	0.050	-0.02	0.02



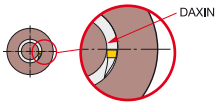

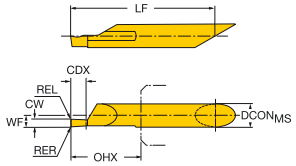

Vorm B

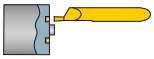

CZC$_{MS}$	CW	REL	RER	CDX	DAXIN	OHX	Bestelnummer	P 1025	M 1025	N 1025	S 1025	O 1025	DCON$_{MS}$	LF	WF	CWTOLL	CWTOLU	RETOLL	RETOLU
6	1.00	0.15	0.15	2.0	4.2	18.0	CXS-06F100-6215BR/L	★	★	★	★	★	6	37.3	3.0	0.000	0.050	-0.02	0.02
6	1.50	0.15	0.15	3.0	3.2	18.0	CXS-06F150-6215BR/L	★	★	★	★	★	6	37.3	3.0	0.000	0.050	-0.02	0.02
6	2.00	0.15	0.15	4.0	2.2	18.0	CXS-06F200-6215BR/L	★	★	★	★	★	6	37.3	3.0	0.000	0.050	-0.02	0.02
6	2.50	0.15	0.15	5.0	1.2	18.0	CXS-06F250-6215BR/L	★	★	★	★	★	6	37.3	3.0	0.000	0.050	-0.02	0.02
6	3.00	0.15	0.15	6.0	0.2	18.0	CXS-06F300-6215BR/L	★	★	★	★	★	6	37.3	3.0	0.000	0.050	-0.02	0.02

CZC$_{MS}$ moet corresponderen met CZC$_{WS}$ op adapter.

R = Rechts, L = Links

F2 B135 B149 H36 H22

CoroTurn® XS volhardmetalen gereedschap voor profieldraaien



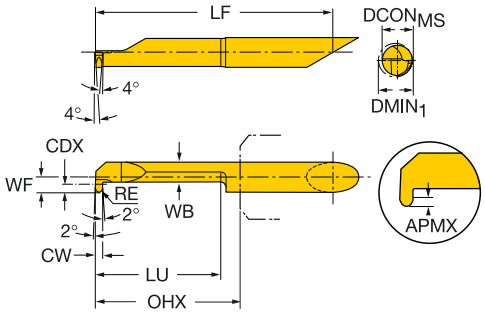

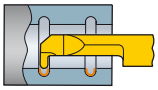

									P	M	N	S	O	Afmetingen, mm			
	CZC_{MS}	CW	RE	CDX	$DMIN_1$	LU	OHX	Bestelnummer	1025	1025	1025	1025	1025	$DCON_{MS}$	WB	LF	WF
	4	1.17	0.58	0.8	4.2	15.0	18.0	CXS-04R058-4215R	★	★	★	★	★	4	3.0	32.3	2.0
	4	1.00	0.50	0.8	4.2	15.0	18.0	CXS-04R100-4215R/L	★	★	★	★	★	4	3.0	32.3	2.0
	5	1.17	0.58	1.0	5.2	20.0	23.0	CXS-05R058-5220R/L	★	★	★	★	★	5	3.8	42.3	2.5
	5	1.63	0.81	1.0	5.2	20.0	23.0	CXS-05R081-5220R	★	★	★	★	★	5	3.8	42.3	2.5
	5	1.98	0.99	1.0	5.2	20.0	23.0	CXS-05R099-5220R	★	★	★	★	★	5	3.8	42.3	2.5
	5	1.00	0.50	1.0	5.2	20.0	23.0	CXS-05R100-5220R	★	★	★	★	★	5	3.8	42.3	2.5
	5	1.50	0.75	1.0	5.2	20.0	23.0	CXS-05R150-5220R	★	★	★	★	★	5	3.8	42.3	2.5
	5	2.00	1.00	1.0	5.2	20.0	23.0	CXS-05R200-5220R	★	★	★	★	★	5	3.8	42.3	2.5
	6	1.17	0.58	1.8	6.2	25.0	28.0	CXS-06R058-6225R/L	★	★	★	★	★	6	4.0	47.3	3.0
	6	1.63	0.81	1.8	6.2	25.0	28.0	CXS-06R081-6225R	★	★	★	★	★	6	4.0	47.3	3.0
	6	1.98	0.99	1.8	6.2	25.0	28.0	CXS-06R099-6225R	★	★	★	★	★	6	4.0	47.3	3.0
	6	1.00	0.50	1.8	6.2	25.0	28.0	CXS-06R100-6225R/L	★	★	★	★	★	6	4.0	47.3	3.0
	6	1.50	0.75	1.8	6.2	25.0	28.0	CXS-06R150-6225R	★	★	★	★	★	6	4.0	47.3	3.0
	6	2.00	1.00	1.8	6.2	25.0	28.0	CXS-06R200-6225R/L	★	★	★	★	★	6	4.0	47.3	3.0
	7	1.17	0.58	2.5	7.2	30.0	33.0	CXS-07R058-7230R	★	★	★	★	★	7	4.3	52.3	3.5
	7	1.63	0.81	2.5	7.2	30.0	33.0	CXS-07R081-7230R	★	★	★	★	★	7	4.3	52.3	3.5
	7	1.98	0.99	2.5	7.2	30.0	33.0	CXS-07R099-7230R	★	★	★	★	★	7	4.3	52.3	3.5
	7	1.00	0.50	2.5	7.2	30.0	33.0	CXS-07R100-7230R/L	★	★	★	★	★	7	4.3	52.3	3.5
	7	1.50	0.75	2.5	7.2	30.0	33.0	CXS-07R150-7230R	★	★	★	★	★	7	4.3	52.3	3.5
	7	2.00	1.00	2.5	7.2	30.0	33.0	CXS-07R200-7230R/L	★	★	★	★	★	7	4.3	52.3	3.5

CZC_{MS} moet corresponderen met CZC_{WS} op adapter.

R = Rechts, L = Links

Toleranties:				
	CWTOLL	CWTOLU	RETOLL	RETOLU
CXS-xxR	0.000	0.050	-0.02	0.02

F2 B135 B149 H36 H22

CoroCut® MB

Voor inwendig bewerken met hoge nauwkeurigheid

Toepassing

- Voor inwendig bewerken van kleine gaten
- Voorsteken
- Insteken
- Kopsteken
- Profieldraaien
- Draaien
- Kopieerdraaien
- Trekkend kotteren
- Draadsnijden



ISO toepassingsgebied:

P M N S H O

Voordelen en kenmerken

- Trillingsvrij bewerken
- Snelle insteltijd voor zowel gereedschap als wisselplaat
- Stabiele hoog nauwkeurige interface tussen wisselplaat en gereedschapshouder
- Op de voorkant gemonteerd uitwisselbaar snijgereedschap
- Scherpe snijkanten
- Geometrieën en hardmetaalsoorten voor alle materialen
- Hardmetalen schachten voor lange uitsteeklengten
- Inwendige toevoer van koelmiddel
- Easy fix opspanning
- Groefsteekgereedschappen in een grote variatie aan breedtes en hoekradii – ook voor gestandaardiseerde groeven zoals O-ringen en borgringgroeven.

www.sandvik.coromant.com/corocutmb

EasyFix

Cilindrische stalen en volhardmetalen boorbaren te gebruiken met EasyFix spanbussen voor exacte harthoogte.

CoroCut® MB boorbaren

Voor stabiliteit en toegankelijkheid hebben de baren een excentrische kop met een ovale doorsnede.

Adapters

- Coromant Capto® naar CoroTurn® XS adapter

Zie pagina F22

- Rechthoekige schacht naar CoroTurn® XS adapter

Zie pagina F33

- Cilindrische schacht met plat vlak voor CoroTurn® XS adapter

Zie pagina F42

Wisselplaten

	Voorsteken	Insteken	Kopsteken	Profileren	Draaien	Kopieerdraaien	Trekkend kotteren	Draadsnijden
	MB-..GX	MB-..G	MB-F	MB-..R	MB..T045	MB..TE93	MB..B	MB..TH
Wisselplaat-breedte, mm	1.00	0.73-3.00	1.00-3.00					
Pagina	B123	B124	B127	Web	Web	Web	Web	C67

CoroCut® MB volhardmetalen kop voor afsteken



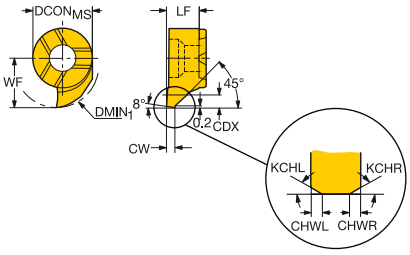

	CZCMS	CW	KCHL	KCHR	CHWL	CHWR	CDX	DMIN1	Bestelnummer	P	M	N	S	O	Afmetingen, mm DCONMS	LF	WF
										1025	1025	1025	1025	1025			
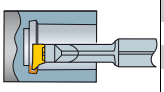	07	1.00	45°	45°	0.04	0.04	0.7	10.0	MB-07GX100-00-10R/L	★	★	★	★	★	7	3.9	5.8

CZCMS moet corresponderen met CZCWS op adapter.

R = Rechts, L = Links

Toleranties:		
	CWTOLL	CWTOLU
MB..GX	0.000	0.050

F2 B134 B149 H36 H25

CoroCut® MB volhardmetalen kop voor groefsteken



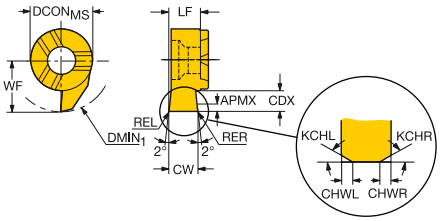

	CZCMS	CW	REL	RER	KCHL	KCHR	CHWL	CHWR	CDX	DMIN1	Bestelnummer	P 1025	M 1025	N 1025	S 1025	H 7015	O 1025	Afmetingen, mm DCONMS	LF	WF
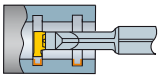	07	1.00			45°	45°	0.04	0.04	1.8	10.0	MB-07G100-00-10L	★	★	★	★		★	7	3.9	5.8
	07	1.00			45°	45°	0.04	0.04	1.8	10.0	MB-07G100-00-10R	★	★	★	★		★	7	3.9	5.8
	07	1.00			45°	45°	0.04	0.04	2.8	11.0	MB-07G100-00-11L	★	★	★	★		★	7	3.9	6.8
	07	1.00			45°	45°	0.04	0.04	2.8	11.0	MB-07G100-00-11R	★	★	★	★	★	★	7	3.9	6.8
	07	1.00			45°	45°	0.04	0.04	3.1	12.0	MB-07G100-00-12L	★	★	★	★		★	7	3.9	7.4
	07	1.00			45°	45°	0.04	0.04	3.1	12.0	MB-07G100-00-12R	★	★	★	★		★	7	3.9	7.4
	07	1.50			45°	45°	0.04	0.04	1.8	10.0	MB-07G150-00-10L	★	★	★	★		★	7	3.9	5.8
	07	1.50			45°	45°	0.04	0.04	1.8	10.0	MB-07G150-00-10R	★	★	★	★		★	7	3.9	5.8
	07	1.50			45°	45°	0.04	0.04	2.8	11.0	MB-07G150-00-11L	★	★	★	★		★	7	3.9	6.8
	07	1.50			45°	45°	0.04	0.04	2.8	11.0	MB-07G150-00-11R	★	★	★	★	★	★	7	3.9	6.8
	07	1.50			45°	45°	0.04	0.04	3.4	12.0	MB-07G150-00-12L	★	★	★	★		★	7	3.9	7.4
	07	1.50			45°	45°	0.04	0.04	3.4	12.0	MB-07G150-00-12R	★	★	★	★		★	7	3.9	7.4
	07	2.00			45°	45°	0.04	0.04	1.8	10.0	MB-07G200-00-10L	★	★	★	★		★	7	3.9	5.8
	07	2.00			45°	45°	0.04	0.04	1.8	10.0	MB-07G200-00-10R	★	★	★	★		★	7	3.9	5.8
	07	2.00			45°	45°	0.04	0.04	2.8	11.0	MB-07G200-00-11L	★	★	★	★		★	7	3.9	6.8
	07	2.00			45°	45°	0.04	0.04	2.8	11.0	MB-07G200-00-11R	★	★	★	★		★	7	3.9	6.8
	07	2.00			45°	45°	0.04	0.04	3.4	12.0	MB-07G200-00-12L	★	★	★	★		★	7	3.9	7.4
	07	2.00			45°	45°	0.04	0.04	3.4	12.0	MB-07G200-00-12R	★	★	★	★		★	7	3.9	7.4
	07	2.50			45°	45°	0.04	0.04	1.8	10.0	MB-07G250-00-10L	★	★	★	★		★	7	3.9	5.8
	07	2.50			45°	45°	0.04	0.04	1.8	10.0	MB-07G250-00-10R	★	★	★	★		★	7	3.9	5.8
	07	2.50			45°	45°	0.04	0.04	2.8	11.0	MB-07G250-00-11L	★	★	★	★		★	7	3.9	6.8
	07	2.50			45°	45°	0.04	0.04	2.8	11.0	MB-07G250-00-11R	★	★	★	★		★	7	3.9	6.8
	07	3.00			45°	45°	0.04	0.04	1.8	10.0	MB-07G300-00-10L	★	★	★	★		★	7	3.9	5.8
	07	3.00			45°	45°	0.04	0.04	1.8	10.0	MB-07G300-00-10R	★	★	★	★		★	7	3.9	5.8
	07	3.00			45°	45°	0.04	0.04	2.8	11.0	MB-07G300-00-11L	★	★	★	★		★	7	3.9	6.8
	07	3.00			45°	45°	0.04	0.04	2.8	11.0	MB-07G300-00-11R	★	★	★	★		★	7	3.9	6.8
	07	3.18			45°	45°	0.04	0.04	1.8	10.0	MB-07G318-00-10L	★	★	★	★		★	7	3.9	5.8
	07	3.18			45°	45°	0.04	0.04	1.8	10.0	MB-07G318-00-10R	★	★	★	★		★	7	3.9	5.8
	07	3.18			45°	45°	0.04	0.04	2.8	11.0	MB-07G318-00-11L	★	★	★	★		★	7	3.9	6.8
	07	3.18			45°	45°	0.04	0.04	2.8	11.0	MB-07G318-00-11R	★	★	★	★		★	7	3.9	6.8

CZC_{MS} moet corresponderen met CZC_{WS} op adapter.

R = Rechts, L = Links

Toleranties:

	CWTOLL	CWTOLU	RETOLL	RETOLU
MB..G	0.00	0.05	-0.02	0.02

F2 B134 B149 H36 H25

CoroCut® MB volhardmetalen kop voor groefsteken



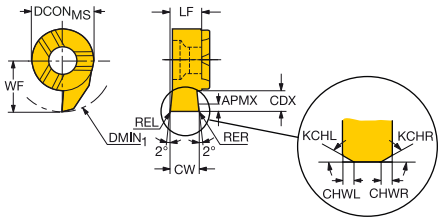

	CZCMS	CW	REL	RER	KCHL	KCHR	CHWL	CHWR	CDX	DMIN1	Bestelnummer	P 1025	M 1025	N 1025	S 1025	H 7015	O 1025	Afmetingen, mm DCONMS	LF	WF
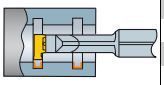	09	1.00			45°	45°	0.04	0.04	4.0	14.0	MB-09G100-00-14L	★	★	★	★		★	9	5.2	9.0
	09	1.00			45°	45°	0.04	0.04	4.0	14.0	MB-09G100-00-14R	★	★	★	★		★	9	5.2	9.0
	09	1.50			45°	45°	0.04	0.04	4.0	14.0	MB-09G150-00-14L	★	★	★	★		★	9	5.3	9.0
	09	1.50			45°	45°	0.04	0.04	4.0	14.0	MB-09G150-00-14R	★	★	★	★		★	9	5.3	9.0
	09	1.50			45°	45°	0.04	0.04	5.5	16.0	MB-09G150-00-16L	★	★	★	★		★	9	5.2	10.5
	09	1.50			45°	45°	0.04	0.04	5.5	16.0	MB-09G150-00-16R	★	★	★	★		★	9	5.2	10.5
	09	1.50			45°	45°	0.04	0.04	6.5	17.0	MB-09G150-00-17L	★	★	★	★		★	9	5.2	11.5
	09	1.50			45°	45°	0.04	0.04	6.5	17.0	MB-09G150-00-17R	★	★	★	★		★	9	5.2	11.5
	09	1.50	0.20	0.20					4.0	16.0	MB-09G150-02-16L	★	★	★	★		★	9	5.3	9.0
	09	1.50	0.20	0.20					4.0	16.0	MB-09G150-02-16R	★	★	★	★		★	9	5.3	9.0
	09	2.00			45°	45°	0.04	0.04	4.0	14.0	MB-09G200-00-14L	★	★	★	★		★	9	5.3	9.0
	09	2.00			45°	45°	0.04	0.04	4.0	14.0	MB-09G200-00-14R	★	★	★	★		★	9	5.3	9.0
	09	2.00			45°	45°	0.04	0.04	5.5	16.0	MB-09G200-00-16L	★	★	★	★		★	9	5.2	10.5
	09	2.00			45°	45°	0.04	0.04	5.5	16.0	MB-09G200-00-16R	★	★	★	★		★	9	5.2	10.5
	09	2.00			45°	45°	0.04	0.04	6.5	17.0	MB-09G200-00-17L	★	★	★	★		★	9	5.2	11.5
	09	2.00			45°	45°	0.04	0.04	6.5	17.0	MB-09G200-00-17R	★	★	★	★		★	9	5.2	11.5
	09	2.00	0.20	0.20					4.0	14.0	MB-09G200-02-14L	★	★	★	★		★	9	5.3	9.0
	09	2.00	0.20	0.20					4.0	14.0	MB-09G200-02-14R	★	★	★	★		★	9	5.3	9.0
	09	2.00	0.20	0.20					5.5	16.0	MB-09G200-02-16L	★	★	★	★		★	9	5.2	10.5
	09	2.00	0.20	0.20					5.5	16.0	MB-09G200-02-16R	★	★	★	★		★	9	5.2	10.5
	09	2.50			45°	45°	0.04	0.04	4.0	14.0	MB-09G250-00-14L	★	★	★	★		★	9	5.3	9.0
	09	2.50			45°	45°	0.04	0.04	4.0	14.0	MB-09G250-00-14R	★	★	★	★		★	9	5.3	9.0
	09	2.50			45°	45°	0.04	0.04	5.5	16.0	MB-09G250-00-16L	★	★	★	★		★	9	5.2	10.5
	09	2.50			45°	45°	0.04	0.04	5.5	16.0	MB-09G250-00-16R	★	★	★	★		★	9	5.2	10.5
	09	2.50			45°	45°	0.04	0.04	6.5	17.0	MB-09G250-00-17L	★	★	★	★		★	9	5.2	11.5
	09	2.50			45°	45°	0.04	0.04	6.5	17.0	MB-09G250-00-17R	★	★	★	★		★	9	5.2	11.5
	09	2.50	0.20	0.20					5.5	16.0	MB-09G250-02-16L	★	★	★	★		★	9	5.2	10.5
	09	2.50	0.20	0.20					5.5	16.0	MB-09G250-02-16R	★	★	★	★		★	9	5.2	10.5
	09	3.00			45°	45°	0.04	0.04	4.0	14.0	MB-09G300-00-14L	★	★	★	★		★	9	5.3	9.0
	09	3.00			45°	45°	0.04	0.04	4.0	14.0	MB-09G300-00-14R	★	★	★	★		★	9	5.3	9.0
	09	3.00			45°	45°	0.04	0.04	5.5	16.0	MB-09G300-00-16L	★	★	★	★		★	9	5.2	10.5
	09	3.00			45°	45°	0.04	0.04	5.5	16.0	MB-09G300-00-16R	★	★	★	★		★	9	5.2	10.5
	09	3.00			45°	45°	0.04	0.04	6.5	17.0	MB-09G300-00-17L	★	★	★	★		★	9	5.2	11.5
	09	3.00			45°	45°	0.04	0.04	6.5	17.0	MB-09G300-00-17R	★	★	★	★		★	9	5.2	11.5
	09	3.00	0.20	0.20					5.5	16.0	MB-09G300-02-16L	★	★	★	★		★	9	5.2	10.5
	09	3.00	0.20	0.20					5.5	16.0	MB-09G300-02-16R	★	★	★	★		★	9	5.2	10.5
	09	3.18			45°	45°	0.04	0.04	4.0	14.0	MB-09G318-00-14L	★	★	★	★		★	9	5.3	9.0
	09	3.18			45°	45°	0.04	0.04	4.0	14.0	MB-09G318-00-14R	★	★	★	★		★	9	5.3	9.0
	09	3.18	0.20	0.20					4.0	14.0	MB-09G318-02-14L	★	★	★	★		★	9	5.3	9.0
	09	3.18	0.20	0.20					4.0	14.0	MB-09G318-02-14R	★	★	★	★		★	9	5.3	9.0
	11	1.50	0.20	0.20					8.0	20.0	MB-11G150-02-20L	★	★	★	★		★	11	5.6	14.0
	11	1.50	0.20	0.20					8.0	20.0	MB-11G150-02-20R	★	★	★	★		★	11	5.6	14.0
	11	2.00	0.20	0.20					8.0	20.0	MB-11G200-02-20L	★	★	★	★		★	11	5.6	14.0
	11	2.00	0.20	0.20					8.0	20.0	MB-11G200-02-20R	★	★	★	★		★	11	5.6	14.0
	11	2.50	0.20	0.20					8.0	20.0	MB-11G250-02-20L	★	★	★	★		★	11	5.6	14.0
	11	2.50	0.20	0.20					8.0	20.0	MB-11G250-02-20R	★	★	★	★		★	11	5.6	14.0
	11	3.00	0.20	0.20					8.0	20.0	MB-11G300-02-20L	★	★	★	★		★	11	5.6	14.0
	11	3.00	0.20	0.20					8.0	20.0	MB-11G300-02-20R	★	★	★	★		★	11	5.6	14.0
	11	3.18	0.20	0.20					8.0	20.0	MB-11G318-02-20L	★	★	★	★		★	11	5.6	14.0
	11	3.18	0.20	0.20					8.0	20.0	MB-11G318-02-20R	★	★	★	★		★	11	5.6	14.0
	11	4.00	0.20	0.20					8.0	20.0	MB-11G400-02-20L	★	★	★	★		★	11	5.6	14.0
	11	4.00	0.20	0.20					8.0	20.0	MB-11G400-02-20R	★	★	★	★		★	11	5.6	14.0

CZC_{MS} moet corresponderen met CZC_{WS} op adapter.

R = Rechts, L = Links

Toleranties:				
	CWTOLL	CWTOLU	RETOLL	RETOLU
MB..G	0.00	0.05	-0.02	0.02

F2 B134 B149 H36 H25

CoroCut® MB volhardmetalen kop voor groefsteken

Voor segerring groeven



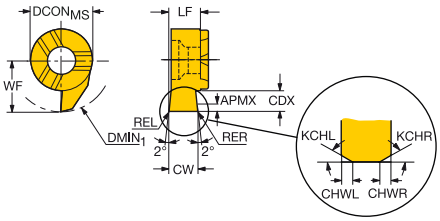

	CZC$_{MS}$	CW	KCHL	KCHR	CHWL	CHWR	CDX	DMIN$_1$	Bestelnummer	P 1025	M 1025	N 1025	S 1025	O 1025	Afmetingen, mm DCON$_{MS}$	LF	WF
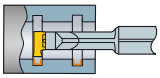	07	0.73	45°	45°	0.04	0.04	1.2	10.0	MB-07G070-00-10R/L	★	★	★	★	★	7	3.8	5.8
	07	0.83	45°	45°	0.04	0.04	1.3	10.0	MB-07G080-00-10R/L	★	★	★	★	★	7	3.8	5.8
	07	0.93	45°	45°	0.04	0.04	1.5	10.0	MB-07G090-00-10R/L	★	★	★	★	★	7	3.8	5.8
	07	1.20	45°	45°	0.04	0.04	1.8	10.0	MB-07G120-00-10R/L	★	★	★	★	★	7	3.9	5.8
	07	1.40	45°	45°	0.04	0.04	1.8	10.0	MB-07G140-00-10R/L	★	★	★	★	★	7	3.9	5.8
	07	1.70	45°	45°	0.04	0.04	1.8	10.0	MB-07G170-00-10R/L	★	★	★	★	★	7	3.9	5.8
	09	0.73	45°	45°	0.04	0.04	1.2	14.0	MB-09G070-00-14R/L	★	★	★	★	★	9	5.2	9.0
	09	0.83	45°	45°	0.04	0.04	1.3	14.0	MB-09G080-00-14R/L	★	★	★	★	★	9	5.2	9.0
	09	0.93	45°	45°	0.04	0.04	1.5	14.0	MB-09G090-00-14R/L	★	★	★	★	★	9	5.2	9.0
	09	1.20	45°	45°	0.04	0.04	4.0	14.0	MB-09G120-00-14R/L	★	★	★	★	★	9	5.3	9.0
	09	1.40	45°	45°	0.04	0.04	4.0	14.0	MB-09G140-00-14R/L	★	★	★	★	★	9	5.3	9.0
	09	1.70	45°	45°	0.04	0.04	4.0	14.0	MB-09G170-00-14R/L	★	★	★	★	★	9	5.3	9.0

CZC$_{MS}$ moet corresponderen met CZC$_{WS}$ op adapter.

R = Rechts, L = Links

Toleranties:		
	CWTOLL	CWTOLU
MB..G (CIRCLIP)	0.000	0.030

F2 B134 B149 H36 H25

CoroCut® MB volhardmetalen kop voor kopsteken



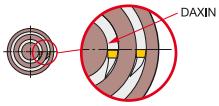

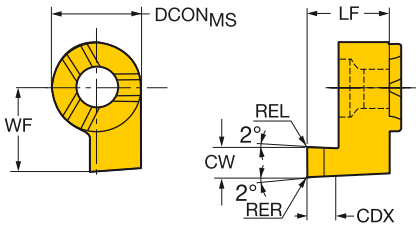

Vorm A

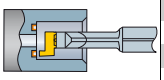

CZCMS	CW	REL	RER	KCHL	KCHR	CHWL	CDX	DAXIN	OHN	Bestelnummer	P 1025	M 1025	N 1025	S 1025	O 1025	Afmetingen, mm DCONMS	LF	WF	CWTOLL	CWTOLU	RETOLL	RETOLU
09	1.00			45°	45°	0.40	1.5	12.0		MB-09FA100-00-14R/L	★	★	★	★	★	9	8.3	9.0	0.000	0.050		
09	1.50	0.20	0.20				2.5	11.0		MB-09FA150-02-14R/L	★	★	★	★	★	9	8.3	9.0	0.000	0.050	-0.02	0.02
09	2.00	0.20	0.20				5.0	10.0		MB-09FA200-02-14R/L	★	★	★	★	★	9	10.3	9.0	0.000	0.050	-0.02	0.02
09	2.50	0.20	0.20				5.0	9.0		MB-09FA250-02-14R/L	★	★	★	★	★	9	10.3	9.0	0.000	0.050	-0.02	0.02
09	3.00	0.20	0.20				5.0	8.0		MB-09FA300-02-14R/L	★	★	★	★	★	9	10.3	9.0	0.000	0.050	-0.02	0.02
09	3.18	0.20	0.20				5.0	7.6	10.3	MB-09FA318-02-14R/L	★	★	★	★	★	9	10.3	9.0	0.000	0.050	-0.02	0.02
11	3.00	0.20	0.20				10.0	10.0		MB-11FA300-02-16R/L	★	★	★	★	★	11	15.8	11.0	0.000	0.050	-0.02	0.02
11	4.00	0.20	0.20				10.0	8.0		MB-11FA400-02-16R/L	★	★	★	★	★	11	15.8	11.5	0.000	0.050	-0.02	0.02

Vorm B

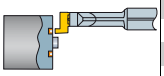

CZCMS	CW	REL	RER	KCHL	KCHR	CHWL	CDX	DAXIN	OHN	Bestelnummer	P 1025	M 1025	N 1025	S 1025	O 1025	Afmetingen, mm DCONMS	LF	WF	CWTOLL	CWTOLU	RETOLL	RETOLU
09	1.00			45°	45°	0.40	1.5	10.0		MB-09FB100-00-14R/L	★	★	★	★	★	9	8.3	7.0	0.000	0.050		
09	1.50	0.20	0.20				2.5	9.0		MB-09FB150-02-14R/L	★	★	★	★	★	9	8.3	7.5	0.000	0.050	-0.02	0.02
09	2.00	0.20	0.20				5.0	8.0		MB-09FB200-02-14R/L	★	★	★	★	★	9	10.3	8.0	0.000	0.050	-0.02	0.02
09	2.50	0.20	0.20				5.0	7.0		MB-09FB250-02-14R/L	★	★	★	★	★	9	10.3	8.5	0.000	0.050	-0.02	0.02
09	3.00	0.20	0.20				5.0	6.0		MB-09FB300-02-14R/L	★	★	★	★	★	9	10.3	9.0	0.000	0.050	-0.02	0.02
09	3.18	0.20	0.20				5.0	5.6	10.3	MB-09FB318-02-12R/L	★	★	★	★	★	9	10.3	9.2	0.000	0.030	0.02	0.02
11	3.00	0.20	0.20				10.0	10.0		MB-11FB300-02-16R/L	★	★	★	★	★	11	15.8	11.0	0.000	0.050	-0.02	0.02
11	4.00	0.20	0.20				10.0	8.0		MB-11FB400-02-16R/L	★	★	★	★	★	11	15.8	12.0	0.000	0.050	-0.02	0.02

CZCMS moet corresponderen met CZCWS op adapter.

R = Rechts, L = Links

F2 B134 B149 H36 H25

CoroCut® MB volhardmetalen kop voor kopsteken



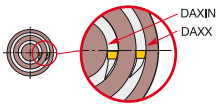

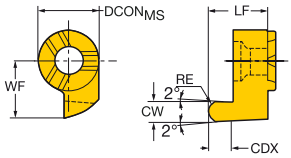

Vorm A

	CZCMS	CW	REL	RER	CDX	DAXIN	Bestelnummer	P 1025	M 1025	N 1025	S 1025	O 1025	Afmetingen, mm DCONMS	LF	WF
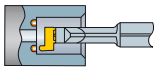	09	1.00	0.50	0.50	1.5	12.0	MB-09FAR100-05-14R/L	★	★	★	★	★	9	8.3	9.0
	09	1.50	0.75	0.75	2.5	11.0	MB-09FAR150-075-14R/L	★	★	★	★	★	9	8.3	9.0
	09	2.00	1.00	1.00	5.0	10.0	MB-09FAR200-10-14R/L	★	★	★	★	★	9	10.3	9.0
	09	2.50	1.25	1.25	5.0	9.0	MB-09FAR250-125-14R/L	★	★	★	★	★	9	10.3	9.0
	09	3.00	1.50	1.50	5.0	8.0	MB-09FAR300-15-14R/L	★	★	★	★	★	9	10.3	9.0



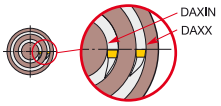

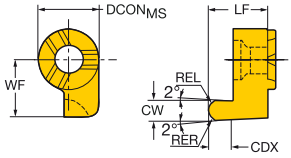

Vorm B

	CZCMS	CW	REL	RER	CDX	DAXIN	Bestelnummer	P 1025	M 1025	N 1025	S 1025	O 1025	Afmetingen, mm DCONMS	LF	WF
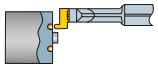	09	1.00	0.50	0.50	1.5	10.0	MB-09FBR100-05-12R/L	★	★	★	★	★	9	8.3	7.0
	09	1.50	0.75	0.75	2.5	9.0	MB-09FBR150-075-14R/L	★	★	★	★	★	9	8.3	7.5
	09	2.00	1.00	1.00	5.0	8.0	MB-09FBR200-10-14R/L	★	★	★	★	★	9	10.3	8.0
	09	2.50	1.25	1.25	5.0	7.0	MB-09FBR250-125-14R/L	★	★	★	★	★	9	10.3	8.5
	09	3.00	1.50	1.50	5.0	6.0	MB-09FBR300-15-14R/L	★	★	★	★	★	9	10.3	9.0

CZCMS moet corresponderen met CZCWS op adapter.

R = Rechts, L = Links

Toleranties:				
	CWTOLL	CWTOLU	RETOLL	RETOLU
MB..FAR	0.000	0.030	0.00	0.02
MB..FBR	0.000	0.030	0.00	0.02

F2 B134 B149 H36 H25



Aanbevolen snijsnelheden

De aanbevolen waarden gelden bij gebruik van koelvloeistof.

ISO P		Staal	Specifieke snijkracht k_{c1}	Hardheid Brinell	<<<< SLIJTVASTHEID		
					CT525	GC3115	GC4325
					h_{ex}, mm ≈ voeding f_n, mm/r		
	CMC				0.05-0.5	0.05-0.5	0.05-0.5
MC Nr.	nr.	Materiaal	N/mm²	HB	Snijsnelheid (V_c), m/min		
		Ongelegeerd					
P1.1.Z.AN	01.1	C = 0,1–0,25%	1500	125	235-170	355-185	340-180
P1.2.Z.AN	01.2	C = 0,25–0,55%	1600	150	220-155	330-140	315-140
P1.3.Z.AN	01.3	C = 0,55–0,80%	1700	170	210-145	300-125	290-120
		Laaggelegeerd ≤5%					
P2.1.Z.AN	02.1	Ongehard	1700	180	205-145	290-135	280-130
P2.5.Z.HT	02.2	Gehard en ontlaten	1850	275	185-120	270-105	265-100
P2.5.Z.HT	02.2	Gehard en ontlaten	2050	350	150-100	220-85	215-80
		Hooggelegeerd >5%					
P3.0.Z.AN	03.11	Gegloeid	1950	200	130-100	260-115	255-105
P3.0.Z.HT	03.21	Gehard gereedschapsstaal	3000	325	80-55	205-75	195-75
		Gietstukken					
P1.5.C.UT	06.1	Ongelegeerd	1550	180	150-100	175-75	165-70
P2.6.C.UT	06.2	Laaggelegeerd (legeringselementen ≤5%)	1600	200	135-85	200-90	190-85
P3.0.C.UT	06.3	Hooggelegeerd (legeringselementen >5%)	2050	225	115-70	160-75	130-95
P3.2.C.AQ	06.33	Mangaanstaal, 12–14% Mn	2900	250	75-50	90-50	85-45

ISO M		Roestvaststaal	Specifieke snijkracht k_{c1}	Hardheid Brinell	<<<< SLIJTVASTHEID		
					CT525	GC1105	GC1005
					h_{ex}, mm ≈ voeding f_n, mm/r		
	CMC				0.05-0.5	0.05-0.5	0.05-0.5
MC Nr.	nr.	Materiaal	N/mm²	HB	Snijsnelheid (V_c), m/min		
		Ferrietisch/martensietisch					
		Staf/gesmeed					
P5.0.Z.AN	05.11	Ongehard	1800	200	195-135	235-110	210-100
P5.0.Z.PH	05.12	PH-gehard	2850	330	135-95	185-85	170-75
P5.0.Z.HT	05.13	Gehard	2350	330	150-100	200-90	180-80
		Austenietisch					
		Staf/gesmeed					
M1.0.Z.AQ	05.21	Austenietisch	1800	180	190-130	265-125	240-110
M1.0.Z.PH	05.22	PH-gehard	2850	330	115-80	185-90	165-80
M2.0.Z.AQ	05.23	Super-austenietisch	2250	200	130-90	200-95	180-85
		Austenietisch-ferrietisch (Duplex)					
		Staf/gesmeed					
M3.1.Z.AQ	05.51	Niet lasbaar ≥ 0.05%C	2000	230	115-90	225-105	200-95
M3.2.Z.AQ	05.52	Lasbaar < 0,05%C	2450	260	90-70	185-90	165-80
		Ferrietisch/martensietisch					
		Gegoten					
P5.0.C.UT	15.11	Ongehard	1700	200	165-115	-	-
P5.0.C.HT	15.13	Gehard	2150	330	110-75	-	-
		Austenietisch					
		Gegoten					
M1.0.C.UT	15.21	Austenietisch	1700	180	160-110	-	-
	15.22	PH-gehard	2450	330	95-65	-	-
		Austenietisch-ferrietisch (Duplex)					
		Gegoten					
M3.1.C.AQ	15.51	Niet lasbaar ≥ 0.05%C	1800	230	100-80	-	-
M3.2.C.AQ	15.52	Lasbaar < 0,05%C	2250	260	80-60	-	-

ISO K		Gietijzer	Specifieke snijkracht k_{c1}	Hardheid Brinell	<<<< SLIJTVASTHEID		
					GC3115	GC4225	GC1125
					h_{ex}, mm ≈ voeding f_n, mm/r		
	CMC				0.05-0.5	0.05-0.5	0.05-0.5
MC Nr.	nr.	Materiaal	N/mm²	HB	Snijsnelheid (V_c), m/min		
		Smeedbaar					
	07.1	Ferrietisch (kortspanig)	790	130	340-170	320-170	255-125
K1.1.C.NS	07.2	Perlietisch (langspanig)	900	230	250-115	235-110	170-95
		Grijs					
K2.1.C.UT	08.1	Lage treksterkte	890	180	290-140	275-130	210-110
K2.2.C.UT	08.2	Hoge treksterkte	970	220	250-120	240-115	175-90
		Nodulair SG-ijzer					
K3.1.C.UT	09.1	Ferrietisch	900	160	260-115	250-105	185-95
K3.3.C.UT	09.2	Perlietisch	1350	250	205-100	195-90	150-75
K3.4.C.UT	09.3	Martensietisch	2100	380	145-70	140-70	100-55

TAAIHEID >>>>						
GC1115	**GC1125**	**GC1025**	**GC1135**	**GC1145**	**GC235**	
0.05-0.5	0.05-0.5	0.05-0.5	0.05-0.5	0.05-0.5	0.05-0.5	
360-180 325-145 290-130	295-145 265-115 235-105	235-115 210-90 185-85	205-100 180-75 175-70	200-100 185-75 175-70	165-130 150-120 140-105	
290-135 250-115 200-95	235-110 205-95 165-75	185-85 165-75 135-60	175-80 155-70 125-55	180-85 165-70 130-55	140-110 120-85 95-70	
255-115 185-75	205-95 150-65	170-75 120-50	155-70 105-45	160-75 105-45	70-60 45-33	
- - - -	135-65 160-85 120-50 70-40	110-55 130-65 80-45 55-30	105-50 120-60 90-40 50-29	110-50 125-65 85-38 -	100-70 90-55 80-45 100-80	

TAAIHEID >>>>							
GC1115	**GC1125**	**GC1025**	**GC1135**	**GC1145**	**GC235**	**H13A**	
0.05-0.5	0.05-0.5	0.05-0.5	0.05-0.5	0.05-0.5	0.05-0.5	0.05-0.5	
235-110 185-85 200-90	190-85 150-65 160-70	160-70 120-55 130-55	145-65 110-45 120-50	150-60 110-45 125-50	130-100 90-70 100-75	90-70 60-40 70-50	
265-125 185-90 200-95	215-100 150-70 160-75	175-80 120-55 130-60	165-70 105-50 115-55	165-65 110-50 105-50	125-95 75-55 85-65	100-65 50-33 65-45	
225-105 185-90	180-85 150-70	145-70 120-55	135-60 110-50	145-60 115-50	125-95 95-70	- -	
215-100 -	175-80 145-65	140-65 120-50	130-60 110-45	140-55 115-45	110-85 70-55	75-60 50-38	
230-110 150-80	185-90 120-65	150-70 95-50	135-60 90-45	145-60 90-45	105-80 65-50	70-45 45-29	
195-95 155-80	155-75 125-65	125-60 105-50	115-55 95-45	120-55 95-45	110-85 85-60	- -	

TAAIHEID >>>>							
GC1125	**GC1025**	**H13A**	**GC1135**				
0.05-0.5	0.05-0.5	0.05-0.5	0.05-0.5				
255-125 170-95	205-100 140-75	100-85 70-55	320-170 235-110				
210-110 175-90	170-85 140-70	80-65 80-60	275-130 240-115				
185-95 150-75 100-55	150-80 120-60 85-45	70-55 60-45 40-30	250-105 195-90 140-70				

Aanbevolen snijsnelheden

De aanbevolen waarden gelden bij gebruik van koelvloeistof.

ISO N		Non-ferromateriaal	Specifieke snijkracht k_{c1}	Hardheid Brinell	<<<< SLIJTVASTHEID		
					CD10	GC1005	H10
					h_{ex}, mm ≈ voeding f_n, mm/r		
	CMC				0.05-0.5	0.06-0.31	0.05-0.8
MC Nr.	nr.	Materiaal	N/mm²	HB	Snijsnelheid (V_c), m/min		
		Aluminiumlegeringen					
N1.2.Z.UT	30.11	Gesmeed of gesmeed en koudgetrokken, niet-veredeld	400	60	2100 (2650 - 265)	1900 (2400 - 240)	1800 (2250-225)
N1.2.Z.AG	30.12		650	100	2100 (2650 - 265)	1900 (2400 - 240)	1800 (2250-225)
		Aluminiumlegeringen					
N1.3.C.UT	30.21	Gegoten, niet-veredeld	600	75	2100 (2650 - 265)	1900 (2400 - 240)	1800 (2250-225)
N1.3.C.AG	30.22	Gegoten of gegoten en veredeld	700	90	2100 (2650 - 265)	1900 (2400 - 240)	1800 (2250-225)
		Aluminiumlegeringen					
	30.41	Gegoten, 13–15% Si	700	130	1600 (2000 - 200)	500 (630 - 65)	450 (560-55)
N1.4.C.NS	30.42	Gegoten, 16–22% Si	700	130	800 (1000 - 100)	350 (440 - 45)	300 (375-38)
		Koper en koperlegeringen					
N3.3.U.UT	33.1	Automatenstaal legeringen, ≥1% Pb	550	110	600 (750 - 75)	500 (630 - 65)	500 (630-65)
N3.2.C.UT	33.2	Messing, loodhoudend brons, ≤1% Pb	550	90	600 (750 - 75)	500 (630 - 65)	500 (630-65)
N3.1.U.UT	33.3	Brons en ongelood koper, incl. elektrolytisch koper	1350	100	300 (375 - 38)	300 (375 - 38)	300 (375-38)

ISO S		Hittebestendige superlegeringen	Specifieke snijkracht k_{c1}	Hardheid Brinell	<<<< SLIJTVASTHEID		
					S05F	GC1105	GC1005
					h_{ex}, mm ≈ voeding f_n, mm/r		
	CMC				0.05-0.3	0.05-0.3	0.05-0.3
MC Nr.	nr.	Materiaal	N/mm²	HB	Snijsnelheid (V_c), m/min		
		Op ijzerbasis					
S1.0.U.AN	20.11	Gegloeid of ontlatend behandeld	2400	200	200-135	180-120	160-100
S1.0.U.AG	20.12	Veredeld of met opp. behandeld en veredeld	2500	280	165-110	150-100	150-100
		Op nikkelbasis					
S2.0.Z.AN	20.21	Gegloeid of ontlatend behandeld	2650	250	100-60	90-55	90-55
S2.0.Z.AG	20.22	Veredeld of met opp. behandeld en veredeld	2900	350	90-60	80-50	80-50
S2.0.C.NS	20.24	Gegoten of gegoten en veredeld	3000	320	80-50	70-45	70-45
		Op cobaltbasis					
S3.0.Z.AN	20.31	Gegloeid of ontlatend behandeld	2700	200	100-65	90-60	90-60
S3.0.Z.AG	20.32	Oplossend behandeld en veredeld	3000	300	90-55	80-50	80-50
S3.0.C.NS	20.33	Gegoten of gegoten en veredeld	3100	320	80-50	70-45	70-45
		Titaniumlegeringen		**Rm**[1)]			
S4.1.Z.UT	23.1	Technisch zuiver (99.5% Ti)	1300	400	-	-	-
S4.2.Z.AN	23.21	α, bijna α en α+β legeringen, gegloeid	1400	950	-	-	-
S4.3.Z.AG	23.22	α+β legeringen in geharde condities, β legeringen, gegloeid of gehard	1400	1050	-	-	-

ISO H		Materiaal	Specifieke snijkracht k_{c1}	Hardheid Brinell	<<<< SLIJTVASTHEID		
					CB20	CC670	CB7015
					h_{ex}, mm ≈ voeding f_n, mm/r		
	CMC				0.05-0.1	0.05-0.1	0.05-0.1
MC Nr.	nr.	Gehard materiaal	N/mm²	HB	Snijsnelheid (V_c), m/min		
		Extra hard staal					
H1.3.Z.HA	04.1	Gehard en ontlaten	4300	60 HRC	125-120	110-100	145-135
		Coquille					
H2.0.C.UT	10.1	Gegoten of gegoten en veredeld	2250	400	200-195	110-100	-

1) Rm = uiteindelijke treksterkte, uitgedrukt in MPa.

TAAIHEID >>>>							
GC1125	**GC1025**	**H13A**					
0.05-0.8	0.05-0.8	0.05-0.8					
1500 (1900 - 190) 1500 (1900 - 190)	1500 (1900 - 190) 1500 (1900 - 190)	1500 (1900 - 190) 1500 (1900 - 190)					
1500 (1900 - 190) 1500 (1900 - 190) 400 (500 - 50) 250 (315 - 31)	1500 (1900 - 190) 1500 (1900 - 190) 400 (500 - 50) 250 (315 - 31)	1500 (1900 - 190) 1500 (1900 - 190) 400 (500 - 50) 250 (315 - 31)					
350 (440 - 45) 400 (500 - 50) 250 (315 - 31)	350 (440 - 45) 400 (500 - 50) 250 (315 - 31)	350 (440 - 45) 400 (500 - 50) 250 (315 - 31)					

TAAIHEID >>>>									
H10	**GC1115**	**GC1125**	**GC1025**	**H13A**	**GC1135**	**GC1145**	**GC235**	**CC670**	**CB7015**
0.05-0.3	0.05-0.3	0.05-0.3	0.05-0.3	0.05-0.3	0.05-0.3	0.05-0.3	0.05-0.3	0.05-0.3	0.05-0.3
- -	100-55 70-40	80-45 55-33	60-35 45-28	50-37 40-26	50-29 40-26	45-34 45-30	50-37 40-26	- -	- -
- - -	65-40 60-32 45-23	50-32 45-26 35-18	45-28 40-22 30-16	30-23 20-13 20-13	40-26 35-21 25-10	29-23 19-13 20-13	30-23 20-13 20-13	600-320 500-250 250-120	400-300 350-250 200-125
- - -	70-50 60-32 45-23	55-38 45-26 35-18	50-33 40-22 30-16	35-27 23-15 20-13	45-28 35-17 25-14	34-23 23-12 19-13	35-27 23-15 20-13	410-220 350-210 320-150	250-150 250-150 200-125
190-150 80-60 70-55	310-140 100-55 95-45	220-100 80-45 75-37	190-95 65-37 60-32	175-145 70-60 65-55	170-80 65-35 60-30	- - -	- - -	- - -	- - -

TAAIHEID >>>>								

Aanbevolen snijgegevens voor CoroCut® MB

Draaien
Wisselplaatgrootte 07
Snedediepte (a_p), mm

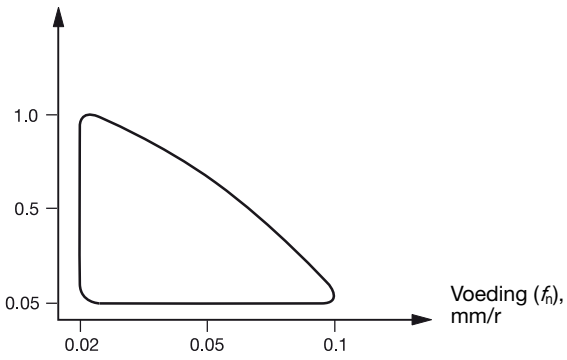

Groefsteken en kopsteken

Wisselplaatbreedte (CW), mm

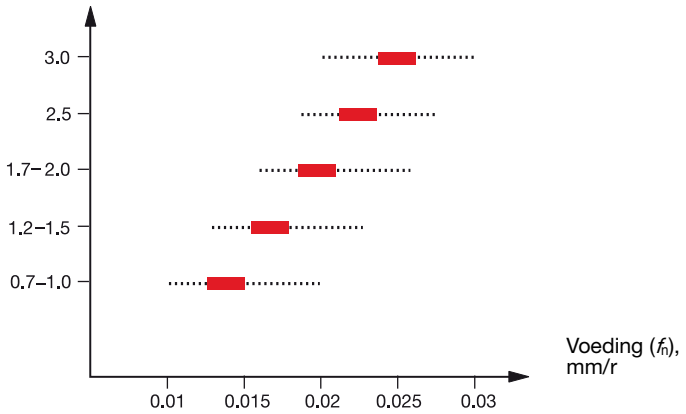

■ = aanbevolen startwaarde.

Draadsnijden, (Aanbevelingen voor invoeding)

Draad	Wisselplaat	a_p mm	*nap*
V-profiel 60°	MB-07TH050VM-10R/L	0.33	4
	MB-07TH100VM-10R/L	0.64	5
	MB-07TH150VM-10R/L	0.89	6
	MB-07TH200VM-10R/L	1.19	8
	MB-07TH250VM-10R/L	1.50	10
Metrisch 60°	MB-07TH050MM-10R/L	0.33	4
	MB-07TH100MM-10R/L	0.64	5
	MB-07TH150MM-10R/L	0.89	6
	MB-07TH175MM-10R/L	1.07	8
	MB-07TH200MM-10R/L	1.19	8
	MB-07TH250MM-10R/L	1.50	10
UN 60°	MB-07TH320UN-10R/L	0.48	4
	MB-07TH280UN-10R/L	0.58	5
	MB-07TH240UN-10R/L	0.66	5
	MB-07TH200UN-10R/L	0.79	6
	MB-07TH180UN-10R/L	0.86	6
	MB-07TH160UN-10R/L	0.94	7
	MB-07TH140UN-10R/L	1.09	8
Withworth 55°	MB-07TH190WH-10R/L	0.91	6
	MB-07TH140WH-10R/L	1.21	8
	MB-07TH110WH-10R/L	1.54	9
NPT 60°	MB-07TH180NT-10R/L	1.11	8
	MB-07TH140NT-10R/L	1.42	10

Draad	Wisselplaat	a_p mm	*nap*
ACME 29°	MB-07TH160AC-11R	0.96	6
	MB-07TH140AC-11R	1.09	7
	MB-07TH120AC-11R	1.24	8
	MB-07TH100AC-11R	1.60	10
	MB-07TH080AC-11R	1.90	12
STUB-ACME 29°	MB-07TH160SA-10R	0.66	5
	MB-07TH140SA-10R	0.74	5
	MB-07TH120SA-10R	0.81	6
	MB-07TH100SA-10R	1.09	7
	MB-07TH080SA-10R	1.27	8

a_p = totale draaddiepte
nap = aantal invoedingen

Aanbevolen snijsnelheden

Snijsnelheid (V_c), m/min

	P	M	N	S
Hardmetaalsoort 1025	60-200	60-180	90-400	20-50

	H
Soort CB7015	60-200

Aanbevolen snijgegevens voor CoroTurn® XS

Draaigereedschappen

Wisselplaat afmeting	Afmetingen, mm		Toepassingsgebied			
			Algemene draaibewerkingen/trekkend draaien			
			Aanbev. snedediepte		Aanbev. voeding	
dm_m	WB	RE	a_p mm	Min. – Max.	f_n mm/omw	Min. – Max.
04	0.18	–	0.05	(0.01 – 0.08)	0.007	(0.050 – 0.015)
04	0.28	–	0.06	(0.01 – 0.10)	0.010	(0.050 – 0.014)
04	0.38	–	0.08	(0.01 – 0.15)	0.012	(0.008 – 0.017)
04	0.46	–	0.09	(0.01 – 0.20)	0.015	(0.010 – 0.020)
04	0.56	–	0.12	(0.01 – 0.22)	0.018	(0.010 – 0.025)
04	0.63	–	0.15	(0.01 – 0.25)	0.020	(0.012 – 0.025)
04	0.66	0.05	0.15	(0.05 – 0.30)	0.020	(0.012 – 0.030)
04	0.66	0.10	0.15	(0.09 – 0.30)	0.020	(0.015 – 0.080)
04	0.74	–	0.15	(0.01 – 0.25)	0.020	(0.012 – 0.025)
04	1.04	0.05	0.18	(0.05 – 0.30)	0.020	(0.012 – 0.030)
04	1.04	0.10	0.18	(0.01 – 0.30)	0.020	(0.015 – 0.080)
04	1.55	0.05	0.20	(0.05 – 0.40)	0.020	(0.012 – 0.030)
04	1.55	0.10	0.20	(0.09 – 0.40)	0.020	(0.015 – 0.080)
04	2.06	0.05	0.25	(0.05 – 0.51)	0.020	(0.012 – 0.030)
04	2.06	0.15	0.25	(0.15 – 0.51)	0.025	(0.015 – 0.050)
04	2.54	0.05	0.30	(0.05 – 0.51)	0.020	(0.015 – 0.030)
04	2.06/2.59	0.15	0.30	(0.15 – 0.51)	0.025	(0.015 – 0.050)
04	2.95	0.15	0.30	(0.15 – 0.51)	0.025	(0.015 – 0.050)
04	3.45	0.05	0.30	(0.05 – 0.51)	0.020	(0.015 – 0.030)
04	3.45	0.15	0.30	(0.15 – 0.51)	0.025	(0.015 – 0.050)
05	3.76	0.15	0.35	(0.15 – 0.60)	0.040	(0.020 – 0.060)
05	3.75/3.81	0.20	0.35	(0.20 – 0.60)	0.040	(0.020 – 0.060)
05	4.19	0.20	0.35	(0.20 – 0.60)	0.040	(0.020 – 0.070)
05	4.24	0.05	0.25	(0.05 – 0.60)	0.030	(0.020 – 0.040)
05	4.24	0.20	0.35	(0.20 – 0.60)	0.040	(0.020 – 0.070)
06	3.96/3.99	0.15	0.35	(0.15 – 0.60)	0.045	(0.020 – 0.070)
06	3.96	0.20	0.35	(0.20 – 0.60)	0.045	(0.020 – 0.070)
06	5.26	0.20	0.40	(0.20 – 0.70)	0.045	(0.020 – 0.080)
07	4.29	0.20	0.35	(0.20 – 0.60)	0.040	(0.020 – 0.070)
07	6.25	0.20	0.50	(0.20 – 0.80)	0.050	(0.030 – 0.080

Reduceer bij het gebruik van de CBN kwaliteit CB7015 de voeding en snedediepte met 50%, vergeleken med hardmetalen soorten.

Groefsteken och kopsteken

wisselplaatbreedte (W1), mm

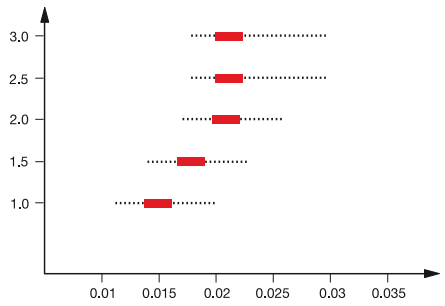

Voeding (f_n), mm/r

■ = Aanbevolen startwaarde

Draadsnijden, (Aanbevelingen voor invoeding)

Draad	Spoed mm	a_p mm	*nap*
Metrisch 60° (MM)	0.50	0.26	7
	0.70	0.38	8
	0.75	0.40	8
	0.80	0.43	8
	1.00	0.55	11
	1.25	0.68	11
	1.50	0.81	13
	1.75	0.95	14
	2.00	1.08	18
ISO Trapezium 30 °	1.50	0.86	6
	2.00	1.17	8
	3.00	1.70	12

a_p = totale draaddiepte
nap = aantal invoedingen

Aanbevolen snijsnelheden

Snijsnelheid (V_c), m/min

	P	M	N	S
Hardmetaalsoort 1025	60-200	60-180	90-400	20-50
Soort CB7015	H			
	60-200			

Aanbevolen snijgegevens voor CoroCut® XS

Afsteken

Wisselplaatbreedte (CW), mm

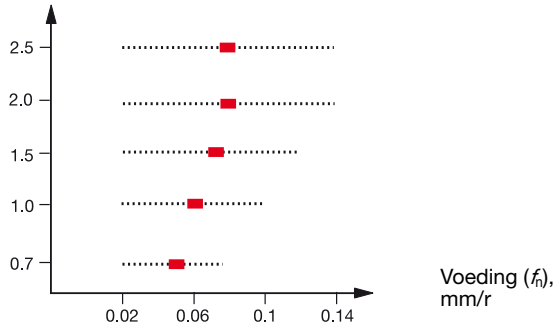

■ = aanbevolen startwaarde.

Insteken

Wisselplaatbreedte (CW), mm

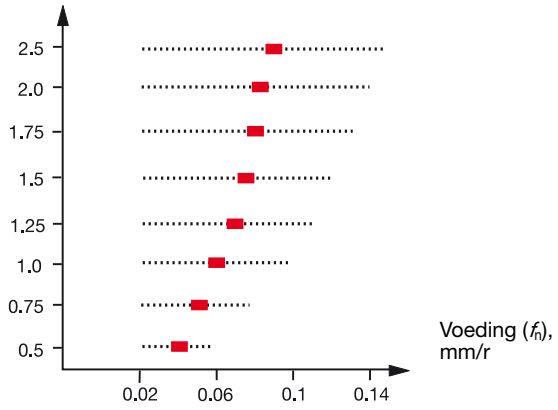

Draaien

Snededіepte (a_p), mm

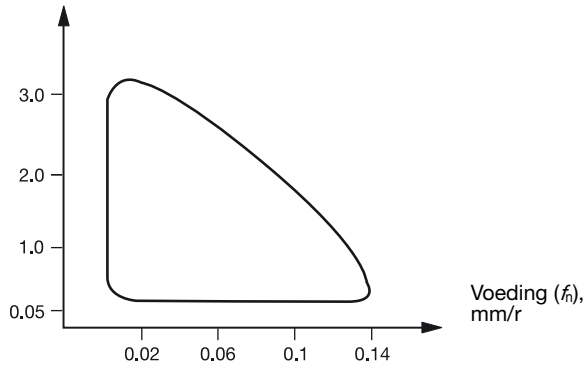

Achtervlak draaien

Snededіepte (a_p), mm

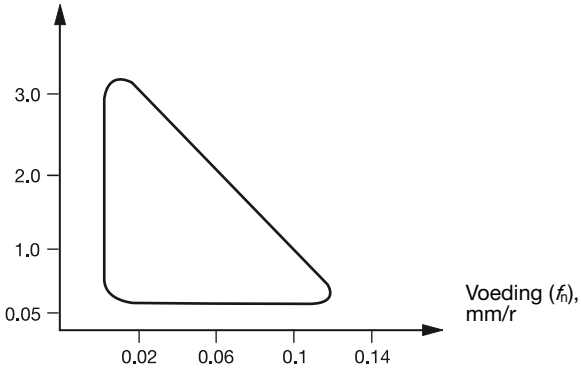

Draadsnijden, (Aanbevelingen voor invoeding)

Metrisch 60°

Spoed, mm	a_p mm	*nap*
0.20	0.12	4
0.25	0.15	4
0.30	0.18	4
0.35	0.20	4
0.40	0.25	4
0.45	0.28	4
0.50	0.28	4
0.75	0.46	4
1.00	0.61	5
1.25	0.74	6
1.50	0.89	6
1.75	1.07	8
2.00	1.22	8

Kan worden gebruikt voor draadsoorten:
– ISO metrisch 60°
– UN 60°
– NPT

a_p = totale draaddiepte
nap = aantal invoedingen

UN 60°

Gangen per inch, t.p.i.	a_p mm	*nap*
72	0.22	4
64	0.25	4
56	0.28	4
48	0.33	4
44	0.36	4
40	0.40	4
36	0.43	4
32	0.49	5
28	0.56	5
24	0.65	5
20	0.80	6
18	0.86	6
16	0.97	7
14	1.12	8
13	1.19	8
12	1.30	9

Aanbevolen snijsnelheden

Snijsnelheid (V_c), m/min

Hardmetaalsoort 1025/1105	P	M	N	S
	60-200	60-180	90-400	20-50

Aanbevolen snijgegevens voor CoroCut® QF

Kopsteken



-RM

Voeding voor groefsteken
Wisselplaatbreedte (CW), mm (inch)

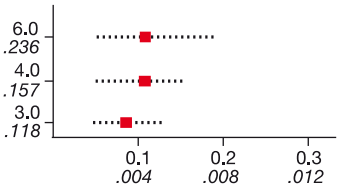

Voeding (f_n), mm/r, inch/r

Voeding voor draaien
Snijdiepte (a_p), mm, inch

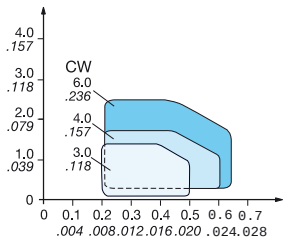

Voeding (f_n), mm/r, inch/r

Uitstekend geschikt voor het profieldraaien in alle materialen
Uitstekende spaanbeheersing zelfs bij lage voedingen en kleine steekdieptes.
Goed oppervlak.



-GF

Voeding voor groefsteken
Wisselplaatbreedte (CW), mm (inch)

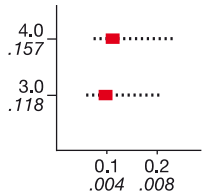

Voeding (f_n), mm/r, inch/r

Voor precisiegroeven
Goede precisie en repeteernauwkeurigheid dankzij nauwe toleranties op de wisselplaten.
Lage snijkrachten en goede oppervlaktewaarde dankzij scherpe snijkant.



-TF

Voeding voor groefsteken
Wisselplaatbreedte (CW), mm (inch)

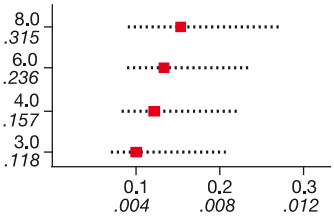

Voeding (f_n), mm/r, inch/r

Voeding voor draaien
Snijdiepte (a_p), mm, inch

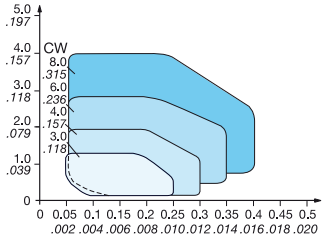

Voeding (f_n), mm/r, inch/r

Eerste keuze geometrie voor kopsteken
Onze meest universele geometrie voor kopsteken in alle materialen.
Positieve geometrie geeft lage snijkrachten en goede spaanbeheersing.
Een goede oppervlakte-afwerking dankzij het wiper design.
Genereert vlakke groefbodems.

Aanbevolen snijgegevens voor CoroCut® 1-2

Profielfrezen



-RO

Voeding voor draaien
Snijdiepte (a_p), mm, inch

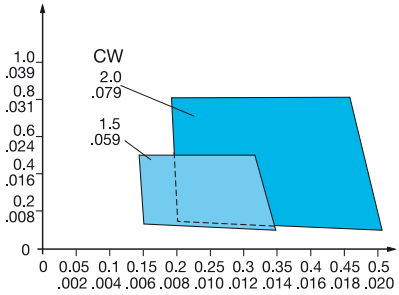

Voeding (f_n), mm/r, inch/r

Uitstekend geschikt voor het profieldraaien in roestvaststaal
HRSA en andere kleverige materialen.
Uitstekende spaanbeheersing bij lage voedingen en kleine snededieptes.
Goede oppervlaktewaarde. Scherpe snijkant
Beschikbaar als CoroCut wisselplaten met 2 snijkanten.

■ = aanbevolen startwaarde.

Aanbevolen snijgegevens voor CoroCut® 1-2

Afsteken



123-CF

Wiper TECHNOLOGY

Keuze lage voeding

Radiale voeding
Wisselplaatbreedte (CW), mm

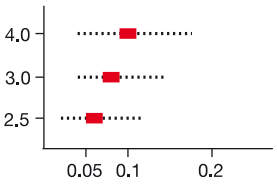

Voeding (f_n), mm/r

Positieve geometrie voor lage voeding
Eerste keuze voor dunwandige componenten en kleine diameters. Kleine hoekradius en positieve geometrie reduceren pitten en bramen op het component in roestvaststaal en stroperige materialen. Wiper hoeken voor hoge kwaliteit oppervlakte-afwerking.



123-CM

Keuze middelmatige voeding

Radiale voeding
Wisselplaatbreedte (CW), mm

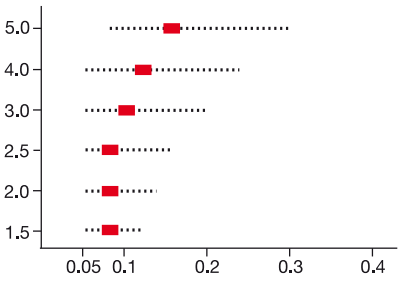

Voeding (f_n) mm/omw.

Eerste keuze, universele geometrie
Eerste keuze voor afsteken bij het centrum bij goede omstandigheden in de meeste materialen en licht onderbroken toepassingen zoals het afsteken van hexagonale baren.



123-CR

Keuze hoge voeding

Radiale voeding
Wisselplaatbreedte (CW), mm

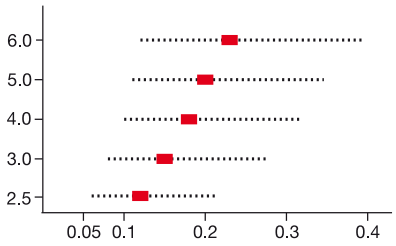

voeding (fn) mm/omw

Voorbewerken
Sterke snijkanten, beperken het risico op uitbrokkeling.
Geschikt voor het afsteken van stafmateriaal en onderbroken snedes.
Voor staal en gietijzer maar ook geschikt voor roestvaste staalsoorten wanneer sterke snijkanten nodig zijn.
Beschikbaar als CoroCut wisselplaten met 1 en 2 snijkanten.



123-CS

Lage voeding

Radiale voeding
Wisselplaatbreedte (CW), mm

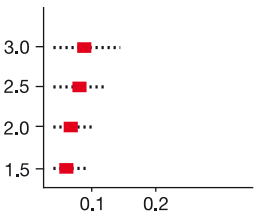

voeding (fn) mm/omw

Steken zonder pitten of bramen.
Ideale oplossing voor het minimaliseren van pitten en bramen op componenten dankzij de scherpe snijkant en fronthoeken van 10° en 15°.
Aanbevolen voor kleine werkstukken.
Geschikt voor automatenstaal.
Beschikbaar als CoroCut wisselplaten met 2 snijkanten.

= aanbevolen startwaarde.

Voor aanbevolen snijsnelheid, zie pagina B130

SANDVIK Coromant

Aanbevolen snijgegevens voor CoroCut® 1-2

Insteken



123-GF

Keuze lage voeding

Radiale voeding
Wisselplaatbreedte (CW), mm

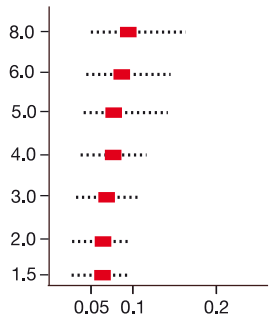

Voeding (f_n), mm/r

Axiale voeding
Snedediepte (a_p), mm

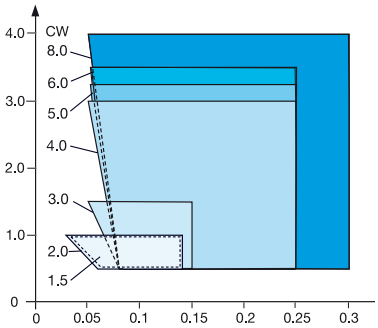

Voeding (f_n), mm/r

Voor precisiegroeven
Goede precisie en repeteernauwkeurigheid dankzij nauwe toleranties op de wisselplaten.
Lage snijkrachten en goede oppervlaktewaarde dankzij scherpe snijkant.
Groot aantal verschillende breedtes.
Ontworpen voor langsdraaien.
Beschikbaar als CoroCut wisselplaten met 2 snijkanten.
Kan worden besteld als Tailor Made met verschillende wisselplaatbreedtes en hoekradii.



123-GM



Keuze middelmatige voeding

Zittinggroot te | M
CW, mm | 9-11

Radiale voeding
Wisselplaatbreedte (CW), mm

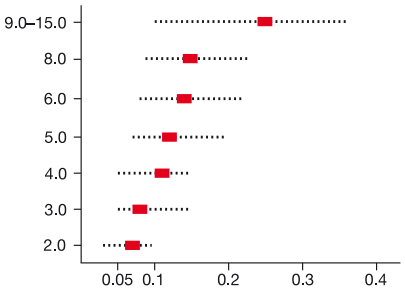

Voeding (f_n), mm/r

Groefsteken in alle materialen
Uitstekende spaanbeheersing.
Vermindert de spaanbreedte en geeft zo goede oppervlakken.



123-GR

Radiale voeding
Wisselplaatbreedte (CW), mm

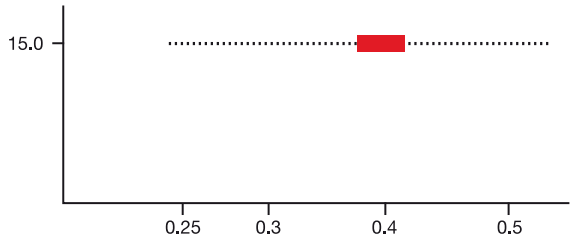

Voeding (f_n), mm/r

Voorgroefsteken, sterke snijkant voor zware omstandigheden zoals groefsteken door gegoten oppervlak.
Goed voor verwijden van groeven.

= aanbevolen startwaarde.

Voor aanbevolen snijsnelheid, zie pagina B130

Aanbevolen snijgegevens voor CoroCut® 1-2

Insteken



123-GS

Radiale voeding
Wisselplaatbreedte (CW), mm

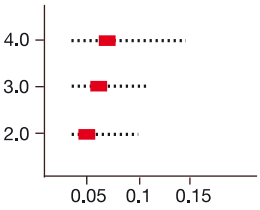

Keuze lage voeding

Voeding (f_n), mm/r

Axiale voeding
Snedediepte (a_p), mm

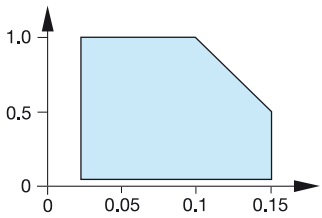

Voeding (f_n), mm/r

Universele geometrie voor groefsteken met kleine voeding in de meeste materialen.
Omtrek-geslepen met scherpe snijkant.



123-S

Met punt van boronnitride:

Radiale voeding
Wisselplaatbreedte (CW), mm

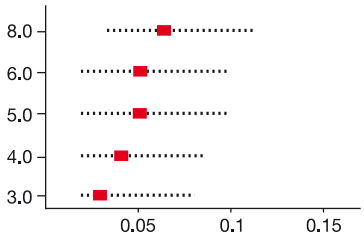

voeding (fn) mm/omw

Alternatief voor de groefsteek nabewerking van geharde materialen en hittebestendige superlegeringen
Behoudt nauwe toleranties en geeft een uitstekend oppervlak op het werkstuk.
Beschikbaar als CoroCut wisselplaten met 1 snijkant.

Profileren



123-RM

Keuze middelmatige voeding

Radiale voeding
Wisselplaatbreedte (CW), mm

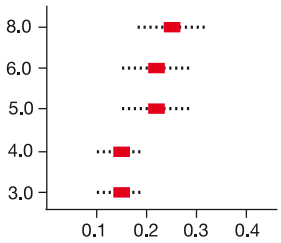

Voeding (f_n) mm/omw.

Axiale voeding
Snedediepte (a_p), mm

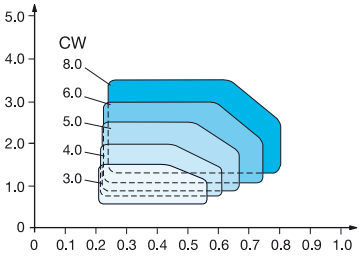

Voeding (f_n) mm/omw.

Uitstekend geschikt voor het profieldraaien in alle materialen
Uitstekende spaanbeheersing zelfs bij lage voedingen en kleine steekdieptes.
Goed oppervlak.
Beschikbaar als CoroCut wisselplaten met 1 en 2 snijkanten.



123-R0

Radiale voeding
Wisselplaatbreedte (CW), mm

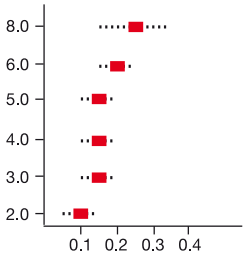

Voeding (f_n), mm/r

Axiale voeding
Snedediepte (a_p), mm

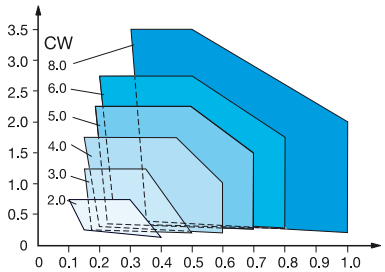

Voeding (f_n), mm/r

Uitstekend geschikt voor het profieldraaien in roestvaststaal
HRSA en andere kleverige materialen.
Uitstekende spaanbeheersing bij lage voedingen en kleine snededieptes.
Goede oppervlaktewaarde. Scherpe snijkant
Beschikbaar als CoroCut wisselplaten met 2 snijkanten.

= aanbevolen startwaarde.

Voor aanbevolen snijsnelheid, zie pagina B130

Aanbevolen snijgegevens voor CoroCut® 1-2

Profileren



123-RS

Radiale voeding
Wisselplaatbreedte (CW), mm

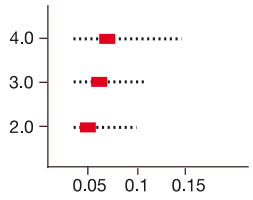

voeding (fn) mm/omw

Axiale voeding
Snedediepte (ap) mm

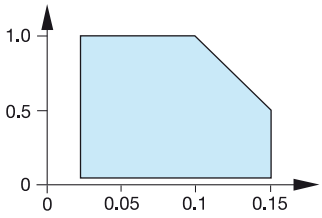

Voeding (f_n) mm/omw.

Universele geometrie voor profieldraaien met kleine spaandikte in de meeste materialen.
Omtrek-geslepen met scherpe snijkant.



123-RE

Met punt van boronnitride:

Radiale voeding
Wisselplaatbreedte (CW), mm

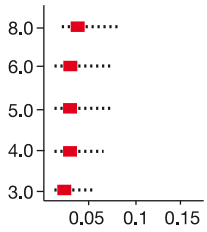

Voeding (f_n), mm/r

Axiale voeding
Snedediepte (a_p), mm

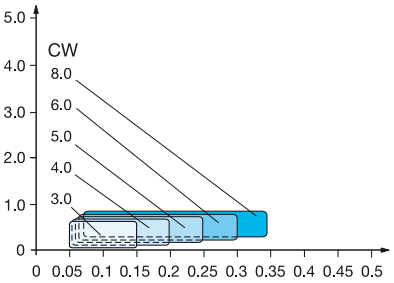

Voeding (f_n), mm/r

Alternatief voor de profielnabewerking van geharde materialen
Levert een uitstekende productiviteit en uitzonderlijke oppervlaktewaarde.
Beschikbaar als CoroCut wisselplaten met 1 snijkant.



123-RS

Met diamant punt

Radiale voeding
Wisselplaatbreedte (CW), mm

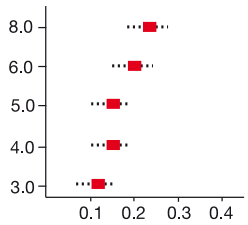

Voeding (f_n), mm/r

Axiale voeding
Snedediepte (a_p), mm

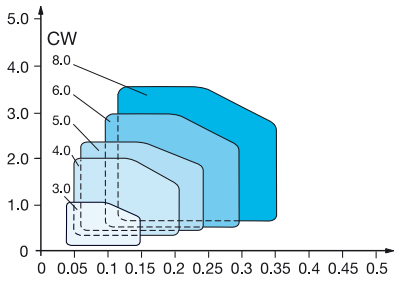

Voeding (f_n), mm/r

Alternatief voor de profielnabewerking van non-ferromaterialen
Levert een uitstekende productiviteit en uitzonderlijke oppervlaktewaarde.
Voor gebruik bij stabiele omstandigheden.
Beschikbaar als CoroCut wisselplaten met 1 snijkant.

Profieldraaien van aluminium



123-AM

Radiale voeding
Wisselplaatbreedte (CW), mm

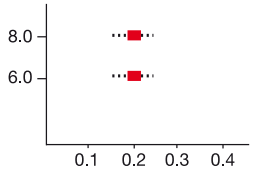

Voeding (f_n), mm/r

Axiale voeding
Snedediepte (a_p), mm

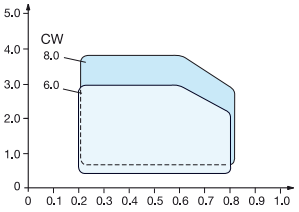

Voeding (f_n), mm/r

Eerste keuze voor het profieldraaien in non-ferromaterialen.
Goede spaanafvoer en een goede oppervlaktewaarde.
Scherpe snijkant
Beschikbaar als CoroCut wisselplaten met 2 snijkanten.

■ = aanbevolen startwaarde.

Voor aanbevolen snijsnelheid, zie pagina B130

Aanbevolen snijgegevens voor CoroCut® 1-2

Draaien en insteken



123-TF

Keuze lage voeding

Radiale voeding
Wisselplaatbreedte (CW), mm

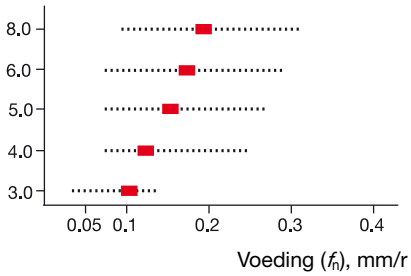

Voeding (f_n), mm/r

Axiale voeding
Snedediepte (a_p), mm

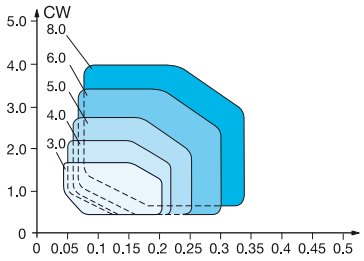

Voeding (f_n), mm/r

Geschikt voor alle draaibewerkingen in roestvaste staalsoorten.
De positieve geometrie elimineert het risico van snijkantsopbouw.
Goede spaanbeheersing en oppervlaktewaarde.
Wiper-design aan de zijkant.
Beschikbaar als CoroCut wisselplaten met 1 en 2 snijkanten.
Eerste keuze voor kopsteken.



123-TM

Keuze middelmatige voeding

Radiale voeding
Wisselplaatbreedte (CW), mm

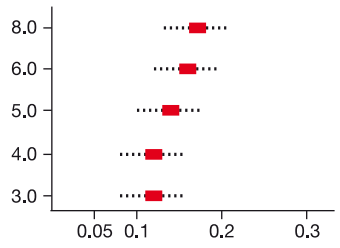

Voeding (f_n) mm/omw.

Axiale voeding
Snedediepte (a_p), mm

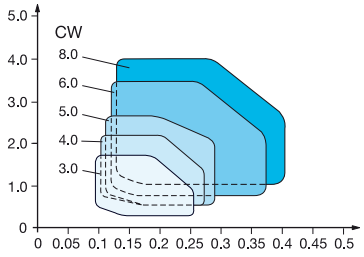

voeding (fn) mm/omw

Algemene draaibewerkingen
De positieve geometrie elimineert het risico van snijkantsopbouw.
Beschikbaar als CoroCut wisselplaten met 2 snijkanten.

■ = aanbevolen startwaarde.

Voor aanbevolen snijsnelheid, zie pagina B130

Aanbevolen snijgegevens voor CoroCut® 3

Ondiep afsteken



123-CM

Radiale voeding
Wisselplaatbreedte (CW), mm

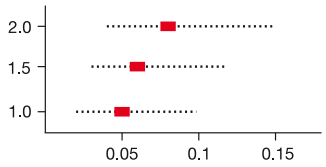

Voeding (f_n), mm/r

Eerste keuze voor ondiep afsteken en groefsteken
Eerste keuze in de meeste materialen
Scherpe snijkant, spaanbreek geometrie
Te gebruiken bij normale snijsnelheden van 100 – 250 m/min



123-CS

Radiale voeding
Wisselplaatbreedte (CW), mm

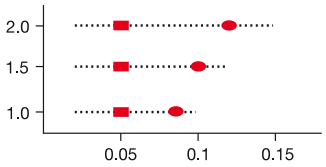

Voeding (f_n), mm/r

Eerste keuze voor ondiep afsteken en groefsteken bij lage snelheden
Voor kleverige materialen en kogellagermaterialen
Extreem scherpe snijkant met een open spaanbreker
Te gebruiken voor non-ferromaterialen bij normale snijsnelheden van 100 – 250 m/min
Rechtse (R) of linkse (L) wisselplaten voor bewerkingen zonder pitten en bramen

Insteken



123-GS

Radiale voeding
wisselplaatbreedte (W1), mm

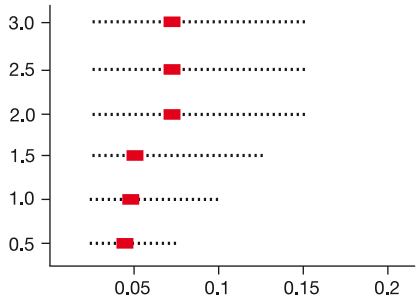

Voeding (f_n), mm/r

Axiale voeding
Snedediepte (a_p), mm

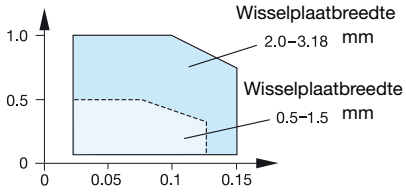

Voeding (f_n), mm/r

Profielfrezen



123-RS

Radiale voeding
wisselplaatbreedte (W1), mm

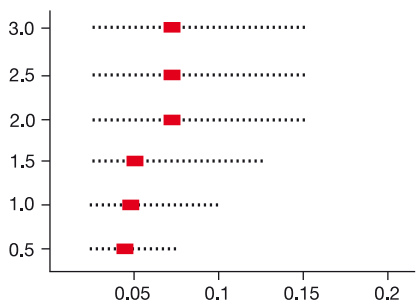

Voeding (f_n), mm/r

Axiale voeding
Snedediepte (a_p), mm

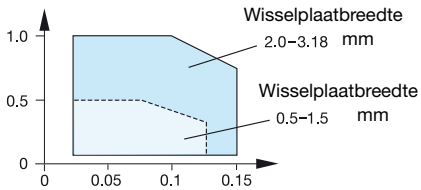

Voeding (f_n), mm/r

■ = Aanbevolen beginwaarde bij normale snelheden
● = Aanbevolen beginwaarde bij lage snijsnelheden
Voor aanbevolen snijsnelheid, zie pagina B130

Aanbevolen snijgegevens voor CoroCut® QD

QD-N..-CF



Radiale voeding
Snijbreedte (CW), mm

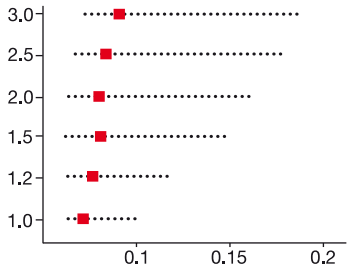

Positieve geometrie voor lage voeding
Eerste keuze voor dunwandige componenten en kleine diameters. Kleine hoekradius en positieve geometrie reduceren pitten en bramen op het component in roestvaststaal en stroperige materialen. Wiper hoeken voor hoge kwaliteit oppervlakte-afwerking.

QD-N..-CM



Radiale voeding
Snijbreedte (CW), mm

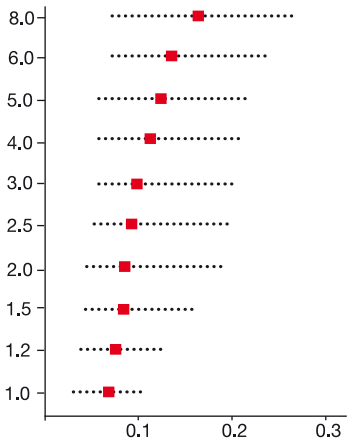

Eerste keuze, universele geometrie
Eerste keuze voor afsteken bij het centrum bij goede omstandigheden in de meeste materialen en licht onderbroken toepassingen zoals het afsteken van hexagonale baren.

QD-R/L..-CM



Radiale voeding
Snijbreedte (CW), mm

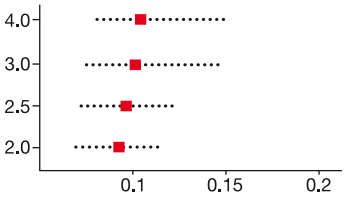

Universele geometrie
Voor minder haperen en bramen bij het afsteken onder goede omstandigheden in de meeste materialen en licht onderbroken toepassingen zoals het afsteken van hexagonale baren.

QD-N..-CR



Radiale voeding
Snijbreedte (CW), mm

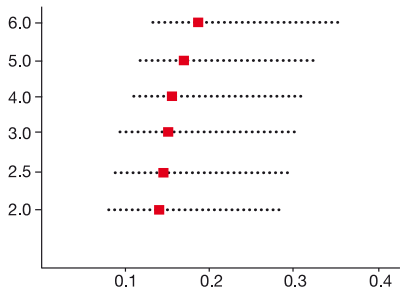

Sterke geometrie, negatieve snijkant
Eerste keuze voor afsteken bij het midden bij zware omstandigheden en toepassingen met ernstige onderbrekingen. Goede Spaanbeheersing bij hoge voeding. Genereert een vlakke groefbodem.

Aanbevolen snijgegevens voor CoroCut® QD

QD-N..-CL



Radiale voeding
Snijbreedte (CW), mm

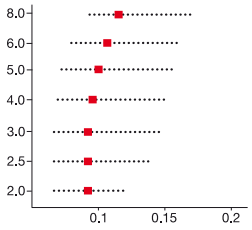

Agressieve geometrie voor langspanende materialen
Goede spaanbreking in koolstofarm staal, lagerstaal en andere stroperige materialen
Lage-gemiddelde voedingen.

QD-N..-CO



Radiale voeding
Snijbreedte (CW), mm

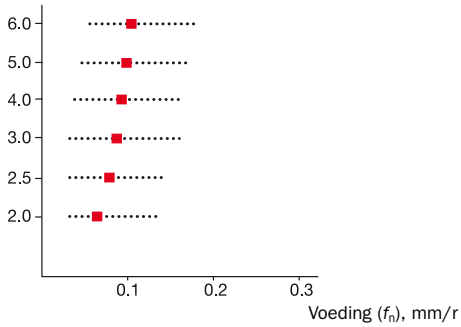

Optimalisatie geometrie – front geslepen, scherpe snijkant
Eerste keuze voor HRSA (ISO S) materialen, duplex roestvaststaal & non-ferro metalen
Lage snijkrachten, verminderde snijkantsopbouw en minimaliseren van het risico op trillingen.

QD-R/L..-CO



Radiale voeding
Snijbreedte (CW), mm

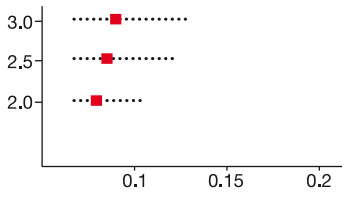

Optimalisatie geometrie – front geslepen, scherpe snijkant
Voor minder haperen en bramen bij het afsteken onder goede omstandigheden in de meeste materialen en licht onderbroken toepassingen zoals het afsteken van hexagonale baren.
Lage snijkrachten, verminderde snijkantsopbouw en minimaliseren van het risico op trillingen.

QD-N..-TF



Wiper TECHNOLOGY

Radiale voeding
Snijbreedte (CW), mm

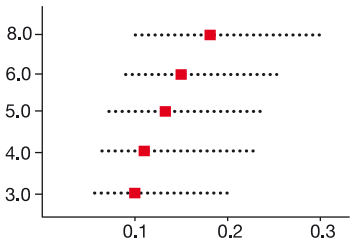

Axiale voeding
Snedediepte (a_p), mm

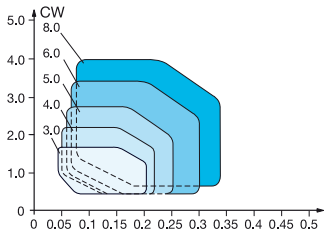

Eerste keuze geometrie voor het draaien van bredere groeven
Onze meest universele geometrie, voor het draaien van groeven in alle materialen.
Positieve geometrie geeft lage snijkrachten en goede spaanbeheersing.
Een goede oppervlakte-afwerking dankzij het wiper design.
Genereert vlakke groefbodems.

QD-N..-GM



Radiale voeding
Snijbreedte (CW), mm

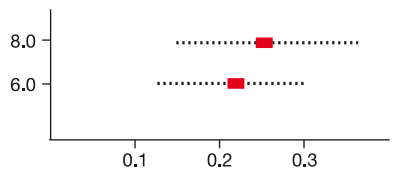

Groefsteken in alle materialen
Uitstekende spaanbeheersing.
Vermindert de spaanbreedte en geeft zo goede oppervlakken.

■ = aanbevolen startwaarde.

Voor aanbevolen snijsnelheid, zie pagina B130

Aanbevolen snijgegevens voor CoroCut® QD

QD-N..-RM



Radiale voeding
Snijbreedte (CW), mm

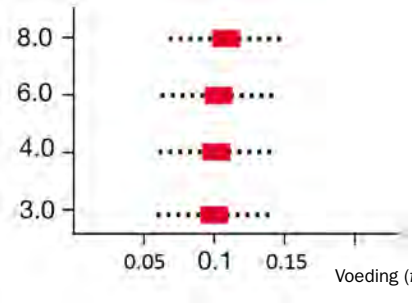

Voeding (f_n), mm/r

Axiale voeding
Snedediepte (a_p), mm

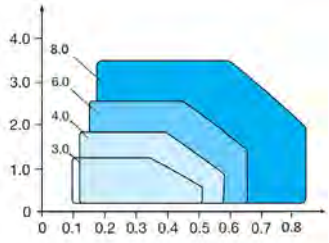

Voeding (f_n), mm/r

■ = aanbevolen startwaarde.

Voor aanbevolen snijsnelheid, zie pagina B130

T-Max Q-Cut®

Inwendig groefsteken



151.3-4G

Radiale voeding
wisselplaatbreedte (W1), mm

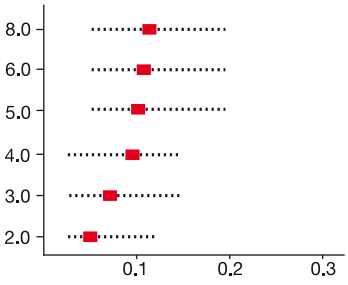

Keuze lage voeding

voeding (fn) mm/omw

Opm:
Wisselplaattype 151.3 (-4G, -7G en -7P) kunnen uitsluitend worden gebruikt met houders type F151.37 of baren type AG151.32

Alternatief voor het inwendig groefsteken van de kleinste boringen.

Goede precisie en repeteernauwkeurigheid dankzij nauwe toleranties op de wisselplaten.
Lage snijkrachten en goede spaanbeheersing voor een groot aantal materialen.
Scherpe snijkant

Kopsteken



151.3-7G

Wiper TECHNOLOGY

Keuze middelmatige voeding

Radiale voeding
wisselplaatbreedte (W1), mm

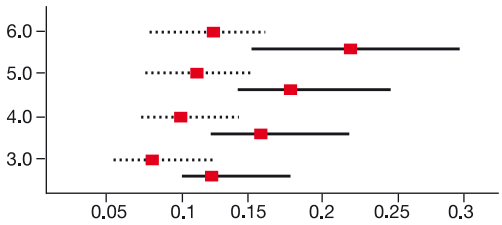

Voeding (f_n), mm/r

Axiale voeding
Snedediepte (a_p), mm

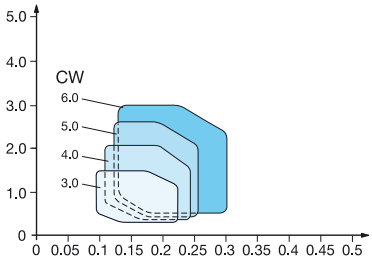

Voeding (f_n), mm/r

Eerste keuze voor kopsteken.

Goede spaanbeheersing zowel bij het steken van de eerste groef als bij het openen. Groeven met een kleinere diameter kunnen worden gemaakt.
Uitstekende stabiliteit.
Voor kopsteken in alle materialen

Eerste keuze voor inwendig draaien/ groefsteken

Goede spaanbeheersing.
Levert een goede oppervlaktewaarde dankzij het Wiper-design.



151.3-7P

Radiale voeding
wisselplaatbreedte (W1), mm

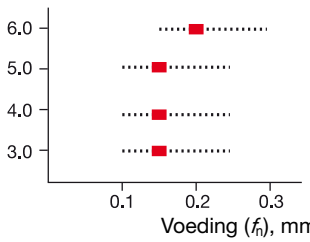

Voeding (f_n), mm/r

Axiale voeding
Snedediepte (a_p), mm

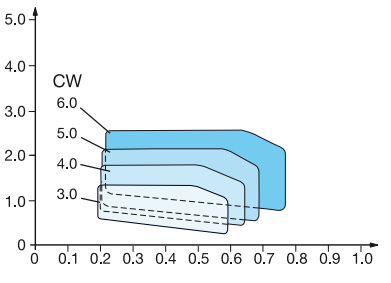

Voeding (f_n), mm/r

Voor profieldraaien in kopsteekbewerkingen.

Goede spaanbeheersing in zowel axiale als radiale richting.
Ook goed geschikt voor inwendige profieldraaibewerkingen.

= aanbevolen startwaarde.

Voor aanbevolen snijsnelheid, zie pagina B130

CoroThread™

Segerring groeven



254R/LG

Radiale voeding
wisselplaatbreedte (W1), mm

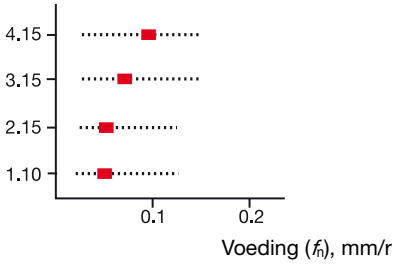

Alternatief voor economisch steken van segerringen.

Hoge productiviteit en betrouwbaarheid dankzij lage snijkrachten en weinig trilling. Drie snijkanten zorgen voor een goede efficiëntie.
Aanbevolen voor gebruik in alle materialen.

= aanbevolen startwaarde.

Voor aanbevolen snijsnelheid, zie pagina B130

Soorten voor af- en groefsteken

P **Staal, gietstaal, langspanig smeedbaar ijzer.**

Hoofdsoorten



GC1125 (HC) - P30 (P15-P45)
Dit PVD-gecoate gecementeerde hardmetaal is een uitstekende allround hardmetaalsoort. Een goede keuze voor het afsteken van stalen buizen. Ook zeer goed in groefsteken en draaien. Toerentallen en voedingen van gemiddeld tot laag.



GC4325 (HC) - P25 (P10-P40)
Een CVD-gecoate hardmetaalsoort voor voorbewerken van staal en gietstaal. Deze hardmetaalsoort is geschikt voor zowel continue als onderbroken sneden bij hoge verspaningsvolumes. Een hardmetaalsoort voor een breed toepassingsgebied. Uitgerust met Inveio™-coatingtechnologie.



GC1135 (HC) – P25 (P10 – P45)
Een CVD-gecoate hardmetaalsoort voor taaiheid vereisende, veeleisende bewerkingen zoals afsteken tot op het hart en onderbroken sneden. Een alternatief voor groefsteken en draaien. Zeer goede bulk en snijkant sterkte. Te gebruiken bij lage tot medium snijsnelheden.



GC2135 (HC) – P35 (P20 – P50)
Een CVD-gecoate hardmetaalsoort voor taaiheid vereisende, veeleisende bewerkingen zoals afsteken tot op het hart en onderbroken sneden. Een alternatief voor groefsteken en draaien. Zeer goede bulk en kantlijntaaiheid. Te gebruiken bij lage tot gemiddelde snijsnelheden

Aanvullende soorten



GC3115 (HC) – P15 (P05-P25)
Zeer slijtvaste hardmetaalsoort met CVD coating. Met name aanbevolen voor groefsteken en draaien onder stabiele omstandigheden. Dankzij hoge hittebestendigheid ook geschikt voor hard staal. Hoge snijsnelheden onder gunstige omstandigheden toepassen.



GC1145 (HC) - P45 (P25-P50)
Een PVD-gecoate hardmetaalsoort met zeer grote taaiheid. Geschikt voor afsteken en toepassingen die een zeer goede snijkanttaaiheid vereisen. Werkt goed in langspanige materialen. Te gebruiken bij lage snijsnelheden.



CT525 (HT) – P10 (P01-P15)
Een ongecoate cermetsoort, uitstekend bestand tegen oxidatie en smering. Voor hoge kwaliteit oppervlakte-afwerking voor het groefsteken van laaggelegeerde en gelegeerde staalsoorten onder redelijk goede condities. Matige snijsnelheden en voedingen.



GC1025 (HC) – P25 (P15–P45)
Een PVD-gecoate hardmetaalsoort, uitstekend als allround hardmetaalsoort voor het bewerken van kleine werkstukken. Deze hardmetaalsoort werkt goed in staal met laag koolstofgehalte en andere langspanige materialen. Toerentallen en voedingen van gemiddeld tot laag.

De lettercodes geven het soort snijmateriaal aan:

Hardmetalen:

HW	Ongecoat hardmetaal bevat voornamelijk wolfram carbide (WC)
HT	Ongecoat cermet bevat voornamelijk titanium carbide (TIC) of titanium nitride (TIN) of beide.
HC	Hardmetaal als boven, maar gecoat

Keramiek:

CA	Oxyde keramiek bevat voornamelijk aliminium oxyde (Al_2O_3).
CM	Mixkeramiek bevat voornamelijk aluminium oxyde (Al2O3) maar bevat ook andere componenten dan oxydes.
CN	Nitride keramiek bevat voornamelijk silicium nitride (Si_3N_4).
CC	Keramiek als boven, maar gecoat

Diamant:

DP	Polykristallijn diamant[1)]

Cubic boron nitride:

BN	Polykristallijn boriumnitride[1)]

[1)] Polykristallijn diamant en polykristallijn boronnitride worden ook superharde snijmaterialen genoemd.

Soorten voor af- en groefsteken

M **Austenietisch/ferrietisch/martensietisch roestvaststaal, gietstaal, mangaanstaal, gelegeerd gietijzer, smeedbaar gietijzer, automatenstaal.**

Hoofdsoorten

GC1135 (HC) – M25 (M10-M35)
Een CVD-gecoate hardmetaalsoort voor afsteken en andere bewerkingen die taaiheid vragen. Zeer goede bulk en snijkant sterkte. Te gebruiken bij gemiddelde tot lage snijsnelheden.

GC1145 (HC) - M40 (M30-M40)
Een PVD-gecoate hardmetaalsoort met zeer grote taaiheid. Geschikt voor afsteken en toepassingen die een zeer goede snijkanttaaiheid vereisen. Werkt goed in langspanige materialen. Het basismateriaal heeft een extreem goede bulk hardheid en moet worden gebruikt met lage snijsnelheden of in combinatie met gereedschappen met HPC-koelmiddel.

GC2135 (HC) – M30 (M20-M40)
Een CVD-gecoate hardmetaalsoort voor afsteken en andere bewerkingen die taaiheid vragen. Zeer goede bulk en snijkant sterkte. Te gebruiken bij gemiddelde tot lage snijsnelheden.

GC1125 (HC) – M25 (M15-M35)
Een PVD-gecoate hardmetaalsoort. Deze hardmetaalsoort is een combinatie van hoge slijtvastheid en goede snijkantzekerheid. Voor groefsteken en draaien. Ook goed voor afsteken, met name buizen. Gemiddelde tot lage snijsnelheden

Aanvullende soorten

GC1105 (HC) - M15 (M05 - M20)
Een PVD-gecoate hardmetaalsoort met grote hete hardheid en goed bestand tegen plastische deformatie, wat zorgt voor grote prestaties en een gelijkmatige slijtage. Geschikt voor groefsteken,en profieldraaien bij stabiele condities met hoge snelheden.

GC1025 (HC) - M25 (M15-M35)
A PVD-gecoate hardmetaalsoort met een combinatie van grote slijtvastheid en goede snijkantzekerheid. Te gebruiken voor groefsteken en afsteken van kleine werkstukken. Gemiddelde tot lage snijsnelheden.

CT525 (HT) – M10 (M05-M15)
Een ongecoate cermetlsoort, uitstekend bestand tegen oxidatie en smering. Voor hoge kwaliteit oppervlakte-afwerking bij groefsteken onder goede condities. Matige snijsnelheden en voedingen.

GC1115 (HC) – M15 (M05-M25)
Een PVD-gecoate hardmetaalsoort. De hardmetaalsoort heeft een hoge hardheid en een goede bestendigheid tegen kunststof vervorming, gecombineerd met een goede snijkantzekerheid. Dit garandeert taaiheid, gelijkmatige flankslijtage en hoge prestaties van de snijkant. Voor profieldraaien en groefsteken.

De lettercodes geven het soort snijmateriaal aan:

Hardmetalen:

HW Ongecoat hardmetaal bevat voornamelijk wolfram carbide (WC)

HT Ongecoat cermet bevat voornamelijk titanium carbide (TIC) of titanium nitride (TIN) of beide.

HC Hardmetaal als boven, maar gecoat

Keramiek:

CA Oxyde keramiek bevat voornamelijk aliminium oxyde (Al_2O_3).

CM Mixkeramiek bevat voornamelijk aluminium oxyde (Al2O3) maar bevat ook andere componenten dan oxydes.

CN Nitride keramiek bevat voornamelijk silicium nitride (Si_3N_4).

CC Keramiek als boven, maar gecoat

Diamant:

DP Polykristallijn diamant[1)]

Cubic boron nitride:

BN Polykristallijn boriumnitride[1)]

[1)] Polykristallijn diamant en polykristallijn boronnitride worden ook superharde snijmaterialen genoemd.

Soorten voor af- en groefsteken

K **Gietijzer, coquille gietijzer, kortspanig smeedbaar ijzer.**

Hoofdsoorten

GC4325 (HC) - K25 (K10 - K35)
Een universele soort met CVD-coating met een uitstekende combinatie van een hoge slijtvastheid en zeer betrouwbare snijkant. Te gebruiken bij groefsteek- en draaibewerkingen bij middelmatige tot hoge snijsnelheden, ook geschikt voor het afsteken van buizen.

GC3115 (HC) – K15 (K05-K25)
Een CVD-gecoate hardmetaalsoort voor hoge snijsnelheden in groefsteken en draaien onder goede condities. Door de uitstekende hitte bestendigheid ook effectief op hard gietijzer.

GC1125 (HC) - K30 (K15-K35)
Een PVD-gecoate universele hardmetaalsoort voor bewerkingen die taaiheid vereisen en voor onderbroken sneden. Deze soort kent een goede snijkantbetrouwbaarheid wegens de superieure coating. Te gebruiken bij gemiddelde tot lage snijsnelheden

GC1135 (HC) – K20 (K10-K30)
Een CVD-gecoate hardmetaalsoort voor afsteken en andere bewerkingen die taaiheid vragen. Zeer goede bulk en snijkant sterkte. Te gebruiken bij gemiddelde tot lage snijsnelheden.

Aanvullende soorten

GC3020 (HC) – K15 (K05-K25)
Zeer slijtvaste hardmetaalsoort met CVD coating voor hoge snijsnelheid bij groefsteken en draaien onder gunstige omstandigheden. Dankzij hoge hittebestendigheid ook geschikt voor hard gietijzer.

H13A (HW) – K20 (K10-K30)
Een ongecoate hardmetaalsoort met goede slijtvastheid en taaiheid. Voor afsteken en groefsteken

GC1025 (HC) - K30 (K15-K35)
Universele hardmetaalsoort met PVD-coating voor bewerkingen die taaiheid vereisen en voor onderbroken bewerking. Te gebruiken bij gemiddelde tot lage snijsnelheden.

De lettercodes geven het soort snijmateriaal aan:

Hardmetalen:

HW	Ongecoat hardmetaal bevat voornamelijk wolfram carbide (WC)
HT	Ongecoat cermet bevat voornamelijk titanium carbide (TIC) of titanium nitride (TIN) of beide.
HC	Hardmetaal als boven, maar gecoat

Keramiek:

CA	Oxyde keramiek bevat voornamelijk aliminium oxyde (Al_2O_3).
CM	Mixkeramiek bevat voornamelijk aluminium oxyde (Al2O3) maar bevat ook andere componenten dan oxydes.
CN	Nitride keramiek bevat voornamelijk silicium nitride (Si_3N_4).
CC	Keramiek als boven, maar gecoat

Diamant:

DP	Polykristallijn diamant[1)]

Cubic boron nitride:

BN	Polykristallijn boriumnitride[1)]

[1)] Polykristallijn diamant en polykristallijn boronnitride worden ook superharde snijmaterialen genoemd.

Soorten voor af- en groefsteken

N Non-ferro metalen

Hoofdsoorten



GC1125 (HC) - N25 (N15-N35)
Een PVD-gecoate hardmetaalsoort voor bewerkingen die taaiheid vereisen, aanbevolen voor onderbroken sneden.



H13A (HW) – N20 (N10-N30)
Ongecoate hardmetaalsoort. Combineert goede slijtvastheid en taaiheid. Voor afsteken en groefsteken.



H10 (HW) – N10 (N05-N15)
Ongecoate hardmetaalsoort met goede snijkantscherpte. Aanbevolen voor onderbroken sneden.



CD10 (DP) – N01 (N01-N15)
Een polykristallijne diamant (PCD)-soort, aanbevolen voor bewerking van non-ferrometalen en niet-metallische materialen bij stabiele condities. Zeer goede oppervlakte-afwerking.

Aanvullende soorten



GC1105 (HC) - N15 (N05-N25)
Een PVD-gecoate kwaliteit met uitstekende hechting op scherpe randen, garandeert taaiheid, gelijkmatige vrijloopvlak-slijtage en hoge prestaties.



GC1025 (HC) - N25 (N15-N30)
Een PVD-gecoate hardmetaalsoort voor bewerkingen die taaiheid vereisen. Aanbevolen voor het bewerken van kleine werkstukken.

De lettercodes geven het soort snijmateriaal aan:

Hardmetalen:

HW	Ongecoat hardmetaal bevat voornamelijk wolfram carbide (WC)
HT	Ongecoat cermet bevat voornamelijk titanium carbide (TIC) of titanium nitride (TIN) of beide.
HC	Hardmetaal als boven, maar gecoat

Keramiek:

CA	Oxyde keramiek bevat voornamelijk aliminium oxyde (Al_2O_3).
CM	Mixkeramiek bevat voornamelijk aluminium oxyde (Al2O3) maar bevat ook andere componenten dan oxydes.
CN	Nitride keramiek bevat voornamelijk silicium nitride (Si_3N_4).
CC	Keramiek als boven, maar gecoat

Diamant:

DP	Polykristallijn diamant[1)]

Cubic boron nitride:

BN	Polykristallijn boriumnitride[1)]

[1)] Polykristallijn diamant en polykristallijn boronnitride worden ook superharde snijmaterialen genoemd.

Soorten voor af- en groefsteken

S Hittebestendige en superlegeringen

Hoofdsoorten



GC1105 (HC) - S15 (S10 - S20)
Een PVD-gecoate hardmetaalsoort met grote hete hardheid en goed bestand tegen plastische deformatie, wat zorgt voor een gelijkmatige slijtage en uitstekende prestaties. Eerste keuze voor groefsteken en profieldraaien.



GC1145 (HC) - S40 (S30-S40)
Een PVD-gecoate hardmetaalsoort. Eerste keuze voor afsteken als het aankomt op snijkantzekerheid. Te gebruiken bij lage snijsnelheden



S05F (HC) - S10 (S05-S15)
Een CVD-gecoate hardmetaalsoort. Te gebruiken bij zowel nabewerkingen aan hoge snelheid als bij voorbewerkingen voor profieldraaien.



GC1125 (HC) - S25 (S15-S35)
Een PVD-gecoate hardmetaalsoort voor bewerkingen die taaiheid vereisen, aanbevolen voor onderbroken sneden. Te gebruiken bij lage snijsnelheden.



H13A (HW) – S15 (S10-S30)
Ongecoate hardmetaalsoort. Combineert goede weerstand tegen abrasieve slijtage met taaiheid voor afsteken en groefsteken. Eerste keuze voor titanium.

Aanvullende soorten



CB7015 (BN) – S15 (S05-S25)
Een kubisch boronnitride composiet, geschikt voor hittebestendige superlegeringen. Deze soort zorgt voor scherpe snijkanten, optimaal geschikt voor oppervlakte-afwerking en geringe snijdieptes.



GC1115 (HC) – S20 (S10-S25)
Een PVD-gecoate hardmetaalsoort met hoge hardheid en gecombineerd met superieure snijkantzekerheid. Goede kerfweerstand maakt deze hardmetaalsoort geschikt voor gebruik in moeilijke materialen.



GC1135 (HC) – S25 (S10-S35)
Een PVD-gecoate hardmetaalsoort voor taaiheid vereisende bewerkingen. Te gebruiken bij lage snijsnelheden.



GC2135 (HC) – S30 (S20 – S40)
Een CVD-gecoate hardmetaalsoort voor taaiheid vereisende, veeleisende bewerkingen zoals afsteken tot op het hart en onderbroken sneden.



CC670 (CA) – S10 (S05-S25)
Een whisker versterkt aluminiumoxidegebaseerd keramiek met uitstekende algemene taaiheid. Te gebruiken onder gunstige condities.



GC1025 (HC) - S25 (S15-S35)
Een PVD-gecoate hardmetaalsoort voor taaiheid vereisende bewerkingen. Aanbevolen voor het bewerken van kleine werkstukken. Te gebruiken bij lage snijsnelheden.

De lettercodes geven het soort snijmateriaal aan:

Hardmetalen:

HW Ongecoat hardmetaal bevat voornamelijk wolfram carbide (WC)

HT Ongecoat cermet bevat voornamelijk titanium carbide (TIC) of titanium nitride (TIN) of beide.

HC Hardmetaal als boven, maar gecoat

Keramiek:

CA Oxyde keramiek bevat voornamelijk aliminium oxyde (Al_2O_3).

CM Mixkeramiek bevat voornamelijk aluminium oxyde (Al2O3) maar bevat ook andere componenten dan oxydes.

CN Nitride keramiek bevat voornamelijk silicium nitride (Si_3N_4).

CC Keramiek als boven, maar gecoat

Diamant:

DP Polykristallijn diamant[1)]

Cubic boron nitride:

BN Polykristallijn boriumnitride[1)]

[1)] Polykristallijn diamant en polykristallijn boronnitride worden ook superharde snijmaterialen genoemd.

Soorten voor af- en groefsteken

H Geharde materialen

Hoofdsoorten



CB7015 (BN) - H15 (H05-H20)
Een kubisch boronnitride composiet voor geharde ferromaterialen. Geschikt voor continue en onderbroken sneden.



CB7025 (BN) - H15 (H10-H20)
Een kubisch boronnitride composiet voor gehard ferromateriaal. Geschikt voor sneden met aanzienlijke onderbrekingen bij gemiddelde snelheden in oppervlaktegeharde staalsoorten, lagerstaal.

De lettercodes geven het soort snijmateriaal aan:

Hardmetalen:

HW	Ongecoat hardmetaal bevat voornamelijk wolfram carbide (WC)
HT	Ongecoat cermet bevat voornamelijk titanium carbide (TIC) of titanium nitride (TIN) of beide.
HC	Hardmetaal als boven, maar gecoat

Keramiek:

CA	Oxyde keramiek bevat voornamelijk aliminium oxyde (Al_2O_3).
CM	Mixkeramiek bevat voornamelijk aluminium oxyde (Al2O3) maar bevat ook andere componenten dan oxydes.
CN	Nitride keramiek bevat voornamelijk silicium nitride (Si_3N_4).
CC	Keramiek als boven, maar gecoat

Diamant:

DP	Polykristallijn diamant[1)]

Cubic boron nitride:

BN	Polykristallijn boriumnitride[1)]

[1)] Polykristallijn diamant en polykristallijn boronnitride worden ook superharde snijmaterialen genoemd.

Draadsnijden

CoroThread® 266 C4

Wisselplaten C5-C29
Uitwendige gereedschappen C30-C38
Inwendige gereedschappen C39-C43

T-Max® U-Lock C44

Wisselplaten C45-C50
Inwendige gereedschappen C51-C54

CoroCut® XS C55

Wisselplaten C56-C58
Uitwendige gereedschappen B99-B100

CoroTurn® XS C59

Snijgereedschappen C60-C65
Adapters F2

CoroCut® MB C66

Snijgereedschappen C67-C72
Adapters F2

Draadsnijprofielen

	V-profiel 60° niet afgetopte draad		V-profiel 55° niet afgetopte draad		Metrisch 60° Volprofiel		UN 60° Volprofiel		Whitworth 55° (BSW, BSF, BSP) volprofiel	
					ISO 965-1998 Tolerantieklasse 6		ISO 5864-1978 Tolerantieklasse 2A, uitw. Tolerantieklasse 2B, inw.		ISO 228-1982 BS 2779-1973 BS 84-1956 Klasse A tolerantie	
	Inwendig	Uitwendig	Inwendig	Uitwendig	Inwendig	Uitwendig	Inwendig	Uitwendig	Inwendig	Uitwendig
CoroThread® 266	C5	C5	C6	C6	C9-C10	C7-C8	C13-C14	C11-C12	C16	C15
T-Max U-lock®	C45		C46		C47		C48		C49	
CoroCut® XS		C56				C57		C58		C58
CoroTurn® XS	C60				C61		C62		C63	
CoroCut® MB	C67				C68		C69		C70	

	NPT 60° (NPSC, NPTR, LINE PIPE) Volprofiel		BSPT 55° Volprofiel		NPTF 60° Volprofiel		Rond 30° Volprofiel		MJ 60° Volprofiel	
	ANSI B.1.20.1-1983		ISO 7/1 BS21:1985		ANSI B1.20.3-1976 Tolerantieklasse 2		DIN 405. Tolerantieklasse 7 op effectieve diam. Tolerantieklasse 6 op grootste (uitwendige) en kleinste (inwendige) diam.		ISO 5855-1983 Tolerantieklasse 4 op vertandingsdiameter. Tolerantieklasse 6 op grootste (uitwendige) en kleinste (inwendige) diam.	
	Inwendig	Uitwendig	Inwendig	Uitwendig	Inwendig	Uitwendig	Inwendig	Uitwendig	Inwendig	Uitwendig
CoroThread® 266	C18	C17	C19	C19	C20	C20	C21	C21		C22
T-Max U-lock®	C50									
CoroCut® XS		C58								
CoroTurn® XS	C64									
CoroCut® MB	C71									

	UNJ 60° Volprofiel		ISO Trapezium 30° Aangeschuinde draadtop		ACME 29° Aangeschuinde draadtop		STUB-ACME 29° Aangeschuinde draadtop		API 60° Volprofiel Voor "shouldered connections"	
	ISO 3161-1977 BS 4084-1978 Tolerantieklasse 3A		ISO 2901-2904 DIN 103-1977 Tolerantieklasse 7		ANSI B1.5-1988 Tolerantieklasse 2G		ANSI B1.8-1988 Tolerantieklasse 2G		API spec.7	
	Inwendig	Uitwendig	Inwendig	Uitwendig	Inwendig	Uitwendig	Inwendig	Uitwendig	Inwendig	Uitwendig
CoroThread® 266		C23	C24	C24	C25	C25	C26	C26	C27	C27
T-Max U-lock®										
CoroCut® XS										
CoroTurn® XS			C65							
CoroCut® MB					C72		C72			

	API Rond 60° Volprofiel		API Volprofiel Voor casing en tubing	
	API spec.5B		API spec.5B	
	Inwendig	Uitwendig	Inwendig	Uitwendig
CoroThread® 266	C28	C28	C29	C29
T-Max U-lock®				
CoroCut® XS				
CoroTurn® XS				
CoroCut® MB				

CoroThread® 266

Uitwendige gereedschappen

 CoroThread® 266 snij-unit voor draadsnijden — Pagina C30-C32

 CoroThread® 266 schachtgereedschap voor draadsnijden — Pagina C34-C36

 CoroThread® 266 kop voor draadsnijden — Pag. C38

Inwendige gereedschappen

 CoroThread® 266 snij-unit voor draadsnijden — Pag. C39

 CoroThread® 266 boorbaar voor draadsnijden — Pagina C40-C41

 CoroThread® 266 kop voor draadsnijden — Pagina C42-C43

T-Max® U-Lock

Inwendige gereedschappen

 T-Max® U-Lock-snij-unit voor draadsnijden — Pag. C51

 T-Max® U-Lock-boorbaar voor draadsnijden — Pagina C52-C53

 T-Max® U-Lock kop voor draadsnijden — Pag. C54

CoroCut® XS

 CoroCut® XS — Pagina B99-B100

CoroTurn® XS

 CoroTurn® XS-adapter — Pag. F2

CoroCut® MB

 CoroCut® MB-adapter — Pag. F2

CoroThread® 266

Ultra-stijf draadsnijden voor alle typen schroefdraad

Toepassing

- Uitwendige schroefdraden
- Inwendige draden

ISO toepassingsgebied:

P M K N S H

Voordelen en kenmerken

- Minder bewerkings- en stilstandstijd
- Uitstekende oppervlakte-afwerking dankzij de uitzonderlijke stabiliteit
- Drie scherpe snijkanten voor schroefdraad van hoge kwaliteit
- Meerpunts wisselplaten beschikbaar, vereisen minder gangen, wat resulteert in een verhoogde productiviteit
- Een groot standaard productprogramma van gereedschappen en draadprofielwisselplaten
- Unieke geleiderail koppeling tussen de wisselplaat en wisselplaatzitting
- Goede indexeerbaarheid van de snijkant
- Gemakkelijk om de wisselplaat correct te monteren



Zeer nauwkeurige koelmiddeltoevoer van boven regelt een goede spaanbreking voor een veilige bewerking, waarbij koelmiddel aan de onderkant de temperatuur regelt voor een lange en voorspelbare standtijd.

www.sandvik.coromant.com/corothread266

Wisselplaten

- Wisselplaatgeometrieën en hardmetaalsoorten voor alle materialen
- Tailor Made wisselplaten voor praktisch elke schroefdraadvorm of spoed

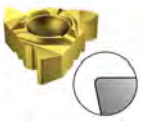

Standaard
A-geometrie

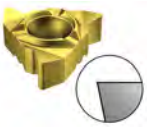

Scherp
F-geometrie



Spaanbrekend
C-geometrie

Klemhouders

- Coromant Capto® klemhouder-units
- Schachtgereedschappen
- Kotterbaren
- CoroTurn® SL-koppen



Drie verschillende typen draadsnijplaten

Volprofiel
Hoge productiviteit



V-profiel
Minimale gereedschapsvoorraad



Multi-point (multipunt)
Economische massaproductie



Betrouwbare iLock opspanning

De wisselplaat met positie-sleuf zit stabiel op de T-rails in de zitting waardoor eventuele beweging van de wisselplaat door snijkrachtvariaties wordt geëlimineerd.



C2



C30



C39



H35

CoroThread® 266 wisselplaat voor draadsnijden

V-profiel 60° niet afgetopte draad



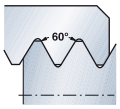

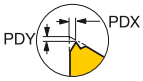

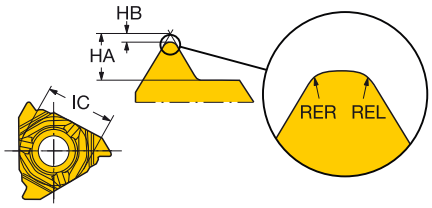

Uitwendige rechtse draad

	TPN	TPX	TPIN	TPIX	NT	Bestelcode	P 1020	P 1125	P 1135	M 1020	M 1125	M 1135	K 1020	K 1125	K 1135	N 1020	N 1125	N 1135	S 1020	S 1125	S 1135	H 1020	H 1125	H 1135	H 7015	Afmetingen, mm RER	REL	HA	HB	PDX	PDY
16	1.0	2.0	12.0	24.0	1	266RG-16VM01A001EE																			★	0.13	0.13	1.68	0.14	1.00	1.03
	1.0	2.0	12.0	24.0	1	266RG-16VM01A001M		★	☆		☆	★		★	☆		★	☆		☆	★		☆	☆			0.13	0.13	1.68	0.14	1.00	1.03
	1.0	2.0	12.0	24.0	1	266RG-16VM01C001M		★			★			★			★			★			☆			0.13	0.13	1.68	0.14	1.00	1.03
	1.0	2.0	12.0	24.0	1	266RG-16VM01F001E			★			★			★			★			★			☆		0.13	0.13	1.68	0.14	1.00	1.03
	1.5	3.0	8.0	16.0	1	266RG-16VM01A002EE																			★	0.20	0.20	2.64	0.20	1.50	1.03
	1.5	3.0	8.0	16.0	1	266RG-16VM01A002M		★	☆		☆	★		★	☆		★	☆		☆	★		☆	☆			0.20	0.20	2.64	0.20	1.50	1.03
	1.5	3.0	8.0	16.0	1	266RG-16VM01C002M		★			★			★			★			★			☆			0.20	0.20	2.64	0.20	1.50	1.03
	1.5	3.0	8.0	16.0	1	266RG-16VM01F002E			★			★			★			★			★			☆		0.20	0.20	2.64	0.20	1.50	1.03
22	3.5	6.0	4.0	7.0	1	266RG-22VM01A001M	☆	★		☆	★		☆	★		☆	★		☆	★		☆	☆			0.48	0.48	4.92	0.48	2.90	0.39
	3.5	6.0	4.0	7.0	1	266RG-22VM01F001E	★			★			★			★			★			☆				0.48	0.48	4.92	0.48	2.90	0.39

Uitwendige linkse draad

	TPN	TPX	TPIN	TPIX	NT	Bestelcode	P 1020	P 1125	P 1135	M 1020	M 1125	M 1135	K 1020	K 1125	K 1135	N 1020	N 1125	N 1135	S 1020	S 1125	S 1135	H 1020	H 1125	H 1135	Afmetingen, mm RER	REL	HA	HB	PDX	PDY
16	1.0	2.0	12.0	24.0	1	266LG-16VM01A001M		★	☆		☆	★		★	☆		★	☆		☆	★		☆	☆	0.13	0.13	1.68	0.14	1.00	1.03
	1.5	3.0	8.0	16.0	1	266LG-16VM01A002M		★	☆		☆	★		★	☆		★	☆		☆	★		☆	☆	0.20	0.20	2.64	0.20	1.50	0.99
22	3.5	6.0	4.0	7.0	1	266LG-22VM01A001M	☆	★		☆	★		☆	★		☆	★		☆	★		☆	☆		0.48	0.48	4.92	0.48	2.90	0.39

Inwendige rechtse draad

	TPN	TPX	TPIN	TPIX	NT	Bestelcode	P 1020	P 1125	P 1135	M 1020	M 1125	M 1135	K 1020	K 1125	K 1135	N 1020	N 1125	N 1135	S 1020	S 1125	S 1135	H 1020	H 1125	H 1135	H 7015	Afmetingen, mm RER	REL	HA	HB	PDX	PDY
16	1.0	2.0	12.0	24.0	1	266RL-16VM01A001M		★	☆		☆	★		★	☆		★	☆		☆	★		☆	☆		0.06	0.06	1.45	0.06	1.00	1.01
	1.0	2.0	12.0	24.0	1	266RL-16VM01C001M			★			★			★			★			★			☆		0.06	0.06	1.45	0.06	1.00	1.02
	1.0	2.0	12.0	24.0	1	266RL-16VM01F001E			★			★			★			★			★			☆		0.06	0.06	1.45	0.06	1.00	1.02
	1.5	3.0	8.0	16.0	1	266RL-16VM01A002EE																			★	0.09	0.09	2.54	0.09	1.50	1.01
	1.5	3.0	8.0	16.0	1	266RL-16VM01A002M		★	☆		☆	★		★	☆		★	☆		☆	★		☆	☆		0.09	0.09	2.54	0.09	1.50	1.01
	1.5	3.0	8.0	16.0	1	266RL-16VM01C002M			★			★			★			★			★			☆		0.09	0.09	2.54	0.09	1.50	1.03
	1.5	3.0	8.0	16.0	1	266RL-16VM01F002E			★			★			★			★			★			☆		0.09	0.09	2.54	0.09	1.50	1.03
22	3.5	6.0	4.0	7.0	1	266RL-22VM01A001M	☆	★		☆	★		☆	★		☆	★		☆	★		☆	☆			0.26	0.26	4.35	0.26	2.50	0.77
	3.5	6.0	4.0	7.0	1	266RL-22VM01F001E	★			★			★			★			★			☆				0.18	0.18	4.35	0.26	2.50	0.77

Inwendige linkse draad

	TPN	TPX	TPIN	TPIX	NT	Bestelcode	P 1020	P 1125	P 1135	M 1020	M 1125	M 1135	K 1020	K 1125	K 1135	N 1020	N 1125	N 1135	S 1020	S 1125	S 1135	H 1020	H 1125	H 1135	Afmetingen, mm RER	REL	HA	HB	PDX	PDY
16	1.0	2.0	12.0	24.0	1	266LL-16VM01A001M		★	☆		☆	★		★	☆		★	☆		☆	★		☆	☆	0.06	0.06	1.45	0.06	1.00	1.01
	1.5	3.0	8.0	16.0	1	266LL-16VM01A002M		★	☆		☆	★		★	☆		★	☆		☆	★		☆	☆	0.09	0.09	2.54	0.09	1.50	1.01
22	3.5	6.0	4.0	7.0	1	266LL-22VM01A001M	☆	★		☆	★		☆	★		☆	★		☆	★		☆	☆		0.26	0.26	4.35	0.26	2.75	0.77

R = Rechts, L = Links

C30 C39 C73 C83 H36 H35 H26

CoroThread® 266 wisselplaat voor draadsnijden

V-profiel 55° niet afgetopte draad



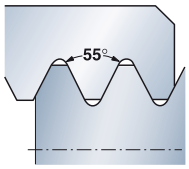

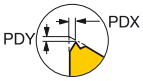

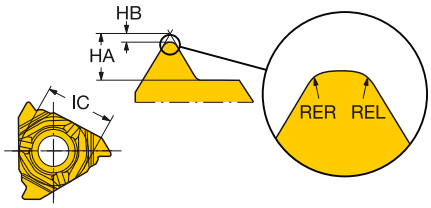

Uitwendige rechtse draad

	TPIN	TPIX	NT	Bestelcode	P 1020	P 1125	P 1135	M 1020	M 1125	M 1135	K 1020	K 1125	K 1135	N 1020	N 1125	N 1135	S 1020	S 1125	S 1135	H 1020	H 1125	H 1135	Afmetingen, mm RER	REL	HA	HB	PDX	PDY
16	14.0	28.0	1	266RG-16VW01A001M		★	☆		☆	★		★	☆		★	☆		☆	★		☆	☆	0.11	0.11	1.68	0.14	1.00	1.03
	14.0	28.0	1	266RG-16VW01C001M		★			★			★			★			★			☆		0.11	0.11	1.68	0.13	1.00	1.03
	14.0	28.0	1	266RG-16VW01F001E			★			★			★			★			★			☆	0.11	0.11	1.68	0.14	1.00	1.01
	8.0	14.0	1	266RG-16VW01A002M		★	☆		☆	★		★	☆		★	☆		☆	★		☆	☆	0.23	0.23	2.79	0.26	1.50	1.03
	8.0	14.0	1	266RG-16VW01C002M		★			★			★			★			★			☆		0.23	0.23	2.79	0.26	1.50	1.03
	8.0	14.0	1	266RG-16VW01F002E			★			★			★			★			★			☆	0.23	0.23	2.79	0.26	1.50	0.99
22	4.0	7.0	1	266RG-22VW01A001M	☆	★		☆	★		☆	★		☆	★		☆	★		☆	☆		0.48	0.48	5.23	0.53	2.75	0.10
	4.0	7.0	1	266RG-22VW01F001E	★			★			★			★			★			☆			0.48	0.48	5.23	0.53	2.75	0.10

Uitwendige linkse draad

	TPIN	TPIX	NT	Bestelcode	P 1020	P 1125	M 1020	M 1125	K 1020	K 1125	N 1020	N 1125	S 1020	S 1125	H 1020	H 1125	Afmetingen, mm RER	REL	HA	HB	PDX	PDY
16	14.0	28.0	1	266LG-16VW01A001M		★		★		★		★		★		☆	0.11	0.11	1.68	0.13	1.00	1.03
	8.0	14.0	1	266LG-16VW01A002M		★		★		★		★		★		☆	0.23	0.23	2.79	0.26	1.50	1.03
22	4.0	7.0	1	266LG-22VW01A001M	★		★		★		★		★		☆		0.48	0.48	5.23	0.53	2.75	0.10

Inwendige rechtse draad

	TPIN	TPIX	NT	Bestelcode	P 1020	P 1125	P 1135	M 1020	M 1125	M 1135	K 1020	K 1125	K 1135	N 1020	N 1125	N 1135	S 1020	S 1125	S 1135	H 1020	H 1125	H 1135	Afmetingen, mm RER	REL	HA	HB	PDX	PDY
16	14.0	28.0	1	266RL-16VW01A001M		★	☆		☆	★		★	☆		★	☆		☆	★		☆	☆	0.11	0.11	1.60	0.12	1.00	1.01
	14.0	28.0	1	266RL-16VW01C001M			★			★			★			★			★			☆	0.11	0.11	1.60	0.12	1.00	1.01
	14.0	28.0	1	266RL-16VW01F001E			★			★			★			★			★			☆	0.11	0.11	1.60	0.12	1.00	1.01
	8.0	14.0	1	266RL-16VW01A002M		★	☆		☆	★		★	☆		★	☆		☆	★		☆	☆	0.23	0.23	2.80	0.25	1.50	1.01
	8.0	14.0	1	266RL-16VW01C002M			★			★			★			★			★			☆	0.23	0.23	2.80	0.24	1.50	1.03
	8.0	14.0	1	266RL-16VW01F002E			★			★			★			★			★			☆	0.23	0.23	2.80	0.24	1.50	0.99
22	4.0	7.0	1	266RL-22VW01A001M	☆	★		☆	★		☆	★		☆	★		☆	★		☆	☆		0.47	0.47	5.18	0.53	2.75	0.19
	4.0	7.0	1	266RL-22VW01F001E	★			★			★			★			★			☆			0.47	0.47	5.18	0.53	2.75	0.19

Inwendige linkse draad

	TPIN	TPIX	NT	Bestelcode	P 1020	P 1125	M 1020	M 1125	K 1020	K 1125	N 1020	N 1125	S 1020	S 1125	H 1020	H 1125	Afmetingen, mm RER	REL	HA	HB	PDX	PDY
16	14.0	28.0	1	266LL-16VW01A001M		★		★		★		★		★		☆	0.11	0.11	1.60	0.12	1.00	1.03
	8.0	14.0	1	266LL-16VW01A002M		★		★		★		★		★		☆	0.23	0.23	2.80	0.25	1.50	1.01
22	4.0	7.0	1	266LL-22VW01A001M	★		★		★		★		★		☆		0.47	0.47	5.18	0.53	2.75	0.19

R = Rechts, L = Links

C30 C39 C73 C83 H36 H35 H26

CoroThread® 266 wisselplaat voor draadsnijden

Metrisch 60° Volprofiel



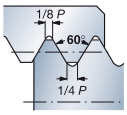

STDNO
TCTR
NT

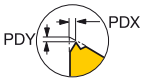

ISO 965-1998
6
1

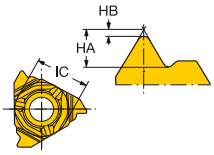

ISO 965-1998
6
2

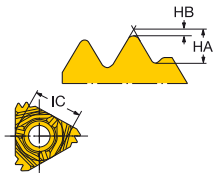

ISO 965-1998
6
3

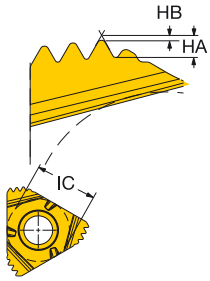

Uitwendige rechtse draad

	TP	NT	Bestelcode	P 1020	P 1125	P 1135	M 1020	M 1125	M 1135	K 1020	K 1125	K 1135	N 1020	N 1125	N 1135	S 1020	S 1125	S 1135	H 1020	H 1125	H 1135	Afmetingen, mm HA	HB	PDX	PDY
16	0.50	1	266RG-16MM01A050M		★	☆		☆	★		★	☆		★	☆		☆	★		☆	☆	0.37	0.08	0.50	1.32
	0.75	1	266RG-16MM01A075M		★	☆		☆	★		★	☆		★	☆		☆	★		☆	☆	0.56	0.11	0.50	1.32
	0.80	1	266RG-16MM01F080E			★			★			★			★			★			☆	0.60	0.11	0.60	1.32
	1.00	1	266RG-16MM01A100M		★	☆		☆	★		★	☆		★	☆		☆	★		☆	☆	0.75	0.15	0.80	1.32
	1.00	1	266RG-16MM01C100M		★			★			★			★			★			☆		0.75	0.15	0.80	1.32
	1.00	1	266RG-16MM01F100E			★			★			★			★			★			☆	0.75	0.15	0.80	1.32
	1.25	1	266RG-16MM01A125M		★	☆		☆	★		★	☆		★	☆		☆	★		☆	☆	0.93	0.19	0.80	1.32
	1.25	1	266RG-16MM01C125M		★			★			★			★			★			☆		0.93	0.19	0.80	1.32
	1.25	1	266RG-16MM01F125E			★			★			★			★			★			☆	0.93	0.19	0.80	1.32
	1.50	1	266RG-16MM01A150M		★	☆		☆	★		★	☆		★	☆		☆	★		☆	☆	1.12	0.22	1.00	1.32
	1.50	1	266RG-16MM01C150M		★			★			★			★			★			☆		1.12	0.22	1.00	1.33
	1.50	1	266RG-16MM01F150E			★			★			★			★			★			☆	1.12	0.22	1.00	1.32
	1.75	1	266RG-16MM01A175M		★	☆		☆	★		★	☆		★	☆		☆	★		☆	☆	1.31	0.25	1.20	1.32
	1.75	1	266RG-16MM01C175M		★			★			★			★			★			☆		1.31	0.25	1.20	1.33
	1.75	1	266RG-16MM01F175E			★			★			★			★			★			☆	1.31	0.25	1.20	1.32
	2.00	1	266RG-16MM01A200M		★	☆		☆	★		★	☆		★	☆		☆	★		☆	☆	1.50	0.29	1.40	1.32
	2.00	1	266RG-16MM01C200M		★			★			★			★			★			☆		1.50	0.29	1.40	1.33
	2.00	1	266RG-16MM01F200E			★			★			★			★			★			☆	1.50	0.29	1.40	1.32
	2.50	1	266RG-16MM01A250M		★	☆		☆	★		★	☆		★	☆		☆	★		☆	☆	1.87	0.36	1.40	1.32
	2.50	1	266RG-16MM01C250M		★			★			★			★			★			☆		1.87	0.36	1.40	1.33
	2.50	1	266RG-16MM01F250E			★			★			★			★			★			☆	1.87	0.36	1.40	1.32
	3.00	1	266RG-16MM01A300M		★	☆		☆	★		★	☆		★	☆		☆	★		☆	☆	2.25	0.42	1.80	1.32
	3.00	1	266RG-16MM01C300M		★			★			★			★			★			☆		2.25	0.42	1.80	1.33
	3.00	1	266RG-16MM01F300E			★			★			★			★			★			☆	2.25	0.42	1.80	1.32
22	3.50	1	266RG-22MM01A350M	☆	★		☆	★		☆	★		☆	★		☆	★		☆	☆		2.62	0.49	2.50	1.67
	3.50	1	266RG-22MM01F350E	★			★			★			★			★			☆			2.62	0.49	2.50	1.67
	4.00	1	266RG-22MM01A400M	☆	★		☆	★		☆	★		☆	★		☆	★		☆	☆		3.00	0.56	2.50	1.67
	4.00	1	266RG-22MM01F400E	★			★			★			★			★			☆			3.00	0.56	2.50	1.67
	4.50	1	266RG-22MM01A450M	☆	★		☆	★		☆	★		☆	★		☆	★		☆	☆		3.37	0.63	2.50	1.67
	5.00	1	266RG-22MM01A500M	☆	★		☆	★		☆	★		☆	★		☆	★		☆	☆		3.76	0.71	2.50	1.38
	5.50	1	266RG-22MM01A550M	☆	★		☆	★		☆	★		☆	★		☆	★		☆	☆		4.13	0.79	2.50	1.08
	6.00	1	266RG-22MM01A600M	☆	★		☆	★		☆	★		☆	★		☆	★		☆	☆		4.51	0.86	2.80	0.88

Uitwendige rechtse draad - multipunt wisselplaat

	TP	NT	Bestelcode	P 1020	P 1125	P 1135	M 1020	M 1125	M 1135	K 1020	K 1125	K 1135	N 1020	N 1125	N 1135	S 1020	S 1125	S 1135	Afmetingen, mm HA	HB	PDX	PDY
16	1.00	3	266RG-16MM03A100M		★			★			★			★			★		0.75	0.15	2.50	1.62
	1.25	2	266RG-16MM02A125M		★			★			★			★			★		0.96	0.09	2.25	1.41
	1.50	2	266RG-16MM02A150M		★	☆		☆	★		★	☆		★	☆		☆	★	1.12	0.22	2.20	1.42
	1.75	2	266RG-16MM02A175M		★			★			★			★			★		0.93	0.19	1.90	1.33
	2.00	2	266RG-16MM02A200M		★			★			★			★			★		1.50	0.29	2.90	1.91
22	2.50	2	266RG-22MM02A250E	★			★			★			★			★			1.87	0.36	3.75	1.97
	3.00	2	266RG-22MM02A300E	★			★			★			★			★			2.25	0.42	4.40	2.76

R = rechts

C30 C39 C73 C83 H36 H35 H26

CoroThread® 266 wisselplaat voor draadsnijden

Metrisch 60° Volprofiel



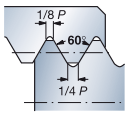

STDNO
TCTR

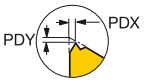

ISO 965-1998
IT 6

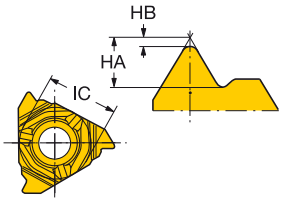

Uitwendige linkse draad

	TP	NT	Bestelcode	P 1020	P 1125	M 1020	M 1125	K 1020	K 1125	N 1020	N 1125	S 1020	S 1125	H 1020	H 1125	Afmetingen, mm HA	HB	PDX	PDY
16	0.50	1	266LG-16MM01A050M		★		★		★		★		★		☆	0.37	0.08	0.50	1.32
	0.75	1	266LG-16MM01A075M		★		★		★		★		★		☆	0.56	0.11	0.50	1.32
	1.00	1	266LG-16MM01A100M		★		★		★		★		★		☆	0.75	0.15	0.80	1.32
	1.25	1	266LG-16MM01A125M		★		★		★		★		★		☆	0.93	0.19	0.80	1.32
	1.50	1	266LG-16MM01A150M		★		★		★		★		★		☆	1.12	0.22	1.00	1.32
	1.75	1	266LG-16MM01A175M		★		★		★		★		★		☆	1.31	0.25	1.20	1.32
	2.00	1	266LG-16MM01A200M		★		★		★		★		★		☆	1.50	0.29	1.40	1.32
	2.50	1	266LG-16MM01A250M		★		★		★		★		★		☆	1.87	0.36	1.40	1.32
	3.00	1	266LG-16MM01A300M		★		★		★		★		★		☆	2.25	0.42	1.80	1.32
22	3.50	1	266LG-22MM01A350M	★		★		★		★		★		☆		2.62	0.49	2.50	1.67
	4.00	1	266LG-22MM01A400M	★		★		★		★		★		☆		3.00	0.56	2.50	1.67
	4.50	1	266LG-22MM01A450M	★		★		★		★		★		☆		3.37	0.63	2.50	1.67
	5.00	1	266LG-22MM01A500M	★		★		★		★		★		☆		3.76	0.71	2.50	1.38
	5.50	1	266LG-22MM01A550M	★		★		★		★		★		☆		4.13	0.79	2.50	1.08
	6.00	1	266LG-22MM01A600M	★		★		★		★		★		☆		4.51	0.86	2.80	0.88

L = links

C30 C39 C73 C83 H36 H35 H26

SANDVIK Coromant

CoroThread® 266 wisselplaat voor draadsnijden

Metrisch 60° Volprofiel



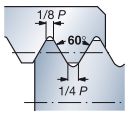

STDNO
TCTR

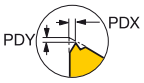

ISO 965-1998
IT 6

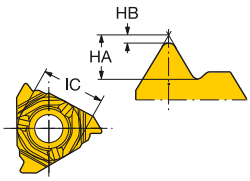

ISO 965-1998
IT 6

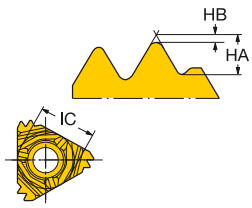

ISO 965-1998
IT 6

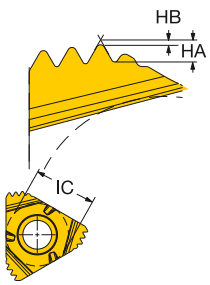

Inwendige rechtse draad

	TP	NT	Bestelcode	P			M			K			N			S			H			Afmetingen, mm			
				1020	1125	1135	1020	1125	1135	1020	1125	1135	1020	1125	1135	1020	1125	1135	1020	1125	1135	HA	HB	PDX	PDY
16	0.50	1	266RL-16MM01A050M		★	☆		☆	★		★	☆		★	☆		☆	★		☆	☆	0.32	0.03	0.50	1.30
	0.75	1	266RL-16MM01A075M		★	☆		☆	★		★	☆		★	☆		☆	★		☆	☆	0.47	0.04	0.50	1.30
	1.00	1	266RL-16MM01A100M		★	☆		☆	★		★	☆		★	☆		☆	★		☆	☆	0.64	0.06	0.80	1.30
	1.00	1	266RL-16MM01C100M			★			★			★			★			★			☆	0.64	0.06	0.80	1.30
	1.00	1	266RL-16MM01F100E			★			★			★			★			★			☆	0.64	0.06	0.80	1.30
	1.25	1	266RL-16MM01A125M		★	☆		☆	★		★	☆		★	☆		☆	★		☆	☆	0.79	0.07	0.80	1.30
	1.25	1	266RL-16MM01C125M			★			★			★			★			★			☆	0.79	0.07	0.80	1.30
	1.25	1	266RL-16MM01F125E			★			★			★			★			★			☆	0.79	0.07	0.80	1.30
	1.50	1	266RL-16MM01A150M		★	☆		☆	★		★	☆		★	☆		☆	★		☆	☆	0.96	0.09	1.00	1.30
	1.50	1	266RL-16MM01C150M			★			★			★			★			★			☆	0.96	0.09	1.50	1.43
	1.50	1	266RL-16MM01F150E			★			★			★			★			★			☆	0.96	0.09	1.00	1.30
	1.75	1	266RL-16MM01A175M		★	☆		☆	★		★	☆		★	☆		☆	★		☆	☆	1.11	0.11	1.20	1.30
	1.75	1	266RL-16MM01C175M			★			★			★			★			★			☆	1.11	0.11	1.20	1.30
	1.75	1	266RL-16MM01F175E			★			★			★			★			★			☆	1.11	0.11	1.20	1.30
	2.00	1	266RL-16MM01A200M		★	☆		☆	★		★	☆		★	☆		☆	★		☆	☆	1.27	0.12	1.40	1.30
	2.00	1	266RL-16MM01C200M			★			★			★			★			★			☆	1.27	0.12	1.40	1.30
	2.00	1	266RL-16MM01F200E			★			★			★			★			★			☆	1.27	0.12	1.40	1.30
	2.50	1	266RL-16MM01A250M		★	☆		☆	★		★	☆		★	☆		☆	★		☆	☆	1.59	0.16	1.40	1.30
	2.50	1	266RL-16MM01C250M			★			★			★			★			★			☆	1.59	0.16	1.40	1.30
	2.50	1	266RL-16MM01F250E			★			★			★			★			★			☆	1.59	0.16	1.40	1.30
	3.00	1	266RL-16MM01A300M		★	☆		☆	★		★	☆		★	☆		☆	★		☆	☆	1.92	0.19	1.80	1.30
	3.00	1	266RL-16MM01C300M			★			★			★			★			★			☆	1.92	0.19	1.80	1.30
	3.00	1	266RL-16MM01F300E			★			★			★			★			★			☆	1.92	0.19	1.80	1.30
22	3.50	1	266RL-22MM01A350M	☆	★		☆	★		☆	★		☆	★		☆	★		☆	☆		2.24	0.26	2.50	1.64
	4.00	1	266RL-22MM01A400M	☆	★		☆	★		☆	★		☆	★		☆	★		☆	☆		2.56	0.30	2.50	1.64
	4.50	1	266RL-22MM01A450M	☆	★		☆	★		☆	★		☆	★		☆	★		☆	☆		2.89	0.33	2.50	1.64
	5.00	1	266RL-22MM01A500M	☆	★		☆	★		☆	★		☆	★		☆	★		☆	☆		3.21	0.38	2.50	1.35
	5.50	1	266RL-22MM01A550M	☆	★		☆	★		☆	★		☆	★		☆	★		☆	☆		3.54	0.40	2.50	1.06
	6.00	1	266RL-22MM01A600M	☆	★		☆	★		☆	★		☆	★		☆	★		☆	☆		3.86	0.47	2.40	0.87

Inwendige rechtse draad - multipunt wisselplaat

	TP	NT	Bestelcode	P			M			K			N			S			Afmetingen, mm			
				1020	1125	1135	1020	1125	1135	1020	1125	1135	1020	1125	1135	1020	1125	1135	HA	HB	PDX	PDY
16	1.00	3	266RL-16MM03A100M		★			★			★			★			★		0.64	0.06	2.40	1.59
	1.50	2	266RL-16MM02A150M		★	☆		☆	★		★	☆		★	☆		☆	★	0.96	0.14	2.25	1.41
	2.00	2	266RL-16MM02A200M		★			★			★			★			★		1.27	0.12	2.85	1.79
22	2.50	2	266RL-22MM02A250E	★			★			★			★			★			1.59	0.16	3.50	1.93
	3.00	2	266RL-22MM02A300E	★			★			★			★			★			1.98	0.19	4.40	2.70

R = rechts

C30 C39 C73 C83 H36 H35 H26

CoroThread® 266 wisselplaat voor draadsnijden

Metrisch 60° Volprofiel



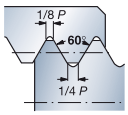

STDNO
TCTR

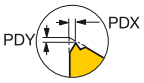

ISO 965-1998
IT 6

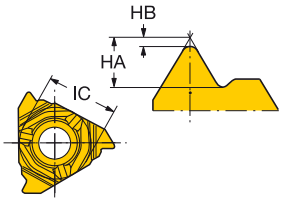

Inwendige linkse draad

	TP	NT	Bestelcode	P 1020	P 1125	M 1020	M 1125	K 1020	K 1125	N 1020	N 1125	S 1020	S 1125	H 1020	H 1125	Afmetingen, mm HA	HB	PDX	PDY
16	0.50	1	266LL-16MM01A050M		★		★		★		★		★		☆	0.32	0.03	0.50	1.30
	0.75	1	266LL-16MM01A075M		★		★		★		★		★		☆	0.47	0.04	0.50	1.30
	1.00	1	266LL-16MM01A100M		★		★		★		★		★		☆	0.64	0.06	0.80	1.30
	1.25	1	266LL-16MM01A125M		★		★		★		★		★		☆	0.79	0.07	0.80	1.30
	1.50	1	266LL-16MM01A150M		★		★		★		★		★		☆	0.96	0.09	1.00	1.30
	1.75	1	266LL-16MM01A175M		★		★		★		★		★		☆	1.11	0.11	1.20	1.30
	2.00	1	266LL-16MM01A200M		★		★		★		★		★		☆	1.27	0.12	1.40	1.30
	2.50	1	266LL-16MM01A250M		★		★		★		★		★		☆	1.59	0.16	1.40	1.30
	3.00	1	266LL-16MM01A300M		★		★		★		★		★		☆	1.92	0.19	1.80	1.30
22	3.50	1	266LL-22MM01A350M	★		★		★		★		★		☆		2.24	0.26	2.50	1.64
	4.00	1	266LL-22MM01A400M	★		★		★		★		★		☆		2.56	0.30	2.50	1.64
	4.50	1	266LL-22MM01A450M	★		★		★		★		★		☆		2.89	0.33	2.50	1.64
	5.00	1	266LL-22MM01A500M	★		★		★		★		★		☆		3.21	0.38	2.50	1.35
	5.50	1	266LL-22MM01A550M	★		★		★		★		★		☆		3.54	0.40	2.50	1.06
	6.00	1	266LL-22MM01A600M	★		★		★		★		★		☆		3.86	0.47	2.40	0.87

L = links

C30 C39 C73 C83 H36 H35 H26

SANDVIK Coromant

CoroThread® 266 wisselplaat voor draadsnijden

UN 60° Volprofiel



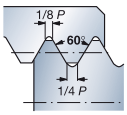

STDNO
TCTR

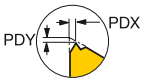

ISO 5864-1978
2A

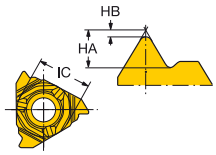

ISO 5864-1978
2A

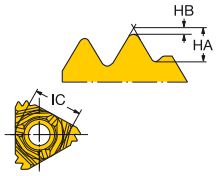

ISO 5864-1978
2A

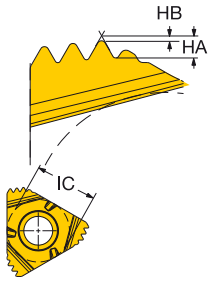

Uitwendige rechtse draad

	TPI	NT	Bestelcode	P 1020	P 1125	P 1135	M 1020	M 1125	M 1135	K 1020	K 1125	K 1135	N 1020	N 1125	N 1135	S 1020	S 1125	S 1135	H 1020	H 1125	H 1135	Afmetingen, mm HA	HB	PDX	PDY
16	32.0	1	266RG-16UN01A320M		★	☆		☆	★		★	☆		★	☆		☆	★		☆	☆	0.59	0.10	0.50	1.30
	28.0	1	266RG-16UN01A280M		★	☆		☆	★		★	☆		★	☆		☆	★		☆	☆	0.68	0.12	0.80	1.32
	24.0	1	266RG-16UN01A240M		★	☆		☆	★		★	☆		★	☆		☆	★		☆	☆	0.79	0.14	0.08	1.30
	24.0	1	266RG-16UN01C240M		★			★			★			★			★			☆		0.79	0.14	0.80	1.33
	24.0	1	266RG-16UN01F240E			★			★			★			★			★			☆	0.79	0.14	0.80	1.30
	20.0	1	266RG-16UN01A200M		★	☆		☆	★		★	☆		★	☆		☆	★		☆	☆	0.95	0.16	0.08	1.30
	20.0	1	266RG-16UN01C200M		★			★			★			★			★			☆		0.95	0.16	0.80	1.33
	20.0	1	266RG-16UN01F200E			★			★			★			★			★			☆	0.95	0.16	0.80	1.30
	18.0	1	266RG-16UN01A180M		★	☆		☆	★		★	☆		★	☆		☆	★		☆	☆	1.05	0.18	1.00	1.30
	18.0	1	266RG-16UN01C180M		★			★			★			★			★			☆		1.05	0.18	1.00	1.33
	18.0	1	266RG-16UN01F180E			★			★			★			★			★			☆	1.05	0.18	1.00	1.30
	16.0	1	266RG-16UN01A160M		★	☆		☆	★		★	☆		★	☆		☆	★		☆	☆	1.19	0.20	1.00	1.30
	16.0	1	266RG-16UN01C160M		★			★			★			★			★			☆		1.19	0.20	1.00	1.33
	16.0	1	266RG-16UN01F160E			★			★			★			★			★			☆	1.19	0.20	1.00	1.30
	14.0	1	266RG-16UN01A140M		★	☆		☆	★		★	☆		★	☆		☆	★		☆	☆	1.35	0.23	1.20	1.30
	14.0	1	266RG-16UN01C140M		★			★			★			★			★			☆		1.35	0.23	1.20	1.33
	14.0	1	266RG-16UN01F140E			★			★			★			★			★			☆	1.35	0.23	1.20	1.30
	13.0	1	266RG-16UN01A130M		★	☆		☆	★		★	☆		★	☆		☆	★		☆	☆	1.46	0.25	1.40	1.30
	12.0	1	266RG-16UN01A120M		★	☆		☆	★		★	☆		★	☆		☆	★		☆	☆	1.58	0.28	1.40	1.30
	12.0	1	266RG-16UN01C120M		★			★			★			★			★			☆		1.58	0.28	1.40	1.33
	12.0	1	266RG-16UN01F120E			★			★			★			★			★			☆	1.58	0.28	1.40	1.30
	11.0	1	266RG-16UN01A110M		★	☆		☆	★		★	☆		★	☆		☆	★		☆	☆	1.72	0.30	1.40	1.30
	10.0	1	266RG-16UN01A100M		★	☆		☆	★		★	☆		★	☆		☆	★		☆	☆	1.90	0.33	1.40	1.30
	9.0	1	266RG-16UN01A090M		★			★			★			★			★			☆		2.11	0.37	1.80	1.30
	8.0	1	266RG-16UN01A080M		★	☆		☆	★		★	☆		★	☆		☆	★		☆	☆	2.38	0.41	1.80	1.30
	8.0	1	266RG-16UN01C080M		★			★			★			★			★			☆		2.38	0.41	1.80	1.33
	8.0	1	266RG-16UN01F080E			★			★			★			★			★			☆	2.38	0.41	1.80	1.30
22	7.0	1	266RG-22UN01A070M	★			★			★			★			★			☆			2.70	0.49	2.50	1.67
	6.0	1	266RG-22UN01A060M	★			★			★			★			★			☆			3.16	0.57	2.50	1.67
	5.0	1	266RG-22UN01A050M	★			★			★			★			★			☆			3.81	0.69	2.50	1.38
	4.5	1	266RG-22UN01A045M	★			★			★			★			★			☆			4.23	0.77	2.65	1.08
	4.0	1	266RG-22UN01A040M	★			★			★			★			★			☆			4.76	0.87	2.90	0.79

Uitwendige rechtse draad - multipunt wisselplaat

	TPI	NT	Bestelcode	P 1125	M 1125	K 1125	N 1125	S 1125	Afmetingen, mm HA	HB	PDX	PDY
16	18.0	3	266RG-16UN03A180M	★	★	★	★	★	1.05	0.18	3.45	2.12
	16.0	2	266RG-16UN02A160M	★	★	★	★	★	1.19	0.20	2.40	1.52
	14.0	2	266RG-16UN02A140M	★	★	★	★	★	1.35	0.23	2.70	1.77
	12.0	2	266RG-16UN02A120M	★	★	★	★	★	1.58	0.28	3.10	1.91

R = rechts

C30 C39 C73 C83 H36 H35 H26

CoroThread® 266 wisselplaat voor draadsnijden

UN 60° Volprofiel



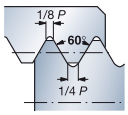

STDNO
TCTR

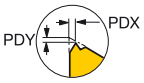

ISO 5864-1978
2A

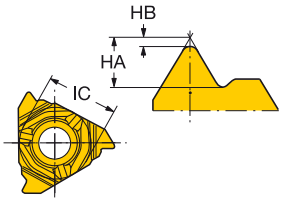

Uitwendige linkse draad

	TPI	NT	Bestelcode	P 1125	M 1125	K 1125	N 1125	S 1125	H 1125	Afmetingen, mm HA	HB	PDX	PDY
16	32.0	1	266LG-16UN01A320M	★	★	★	★	★	☆	0.59	0.10	0.50	1.32
	28.0	1	266LG-16UN01A280M	★	★	★	★	★	☆	0.68	0.12	0.80	1.32
	24.0	1	266LG-16UN01A240M	★	★	★	★	★	☆	0.79	0.14	0.80	1.30
	20.0	1	266LG-16UN01A200M	★	★	★	★	★	☆	0.95	0.16	0.80	1.30
	18.0	1	266LG-16UN01A180M	★	★	★	★	★	☆	1.05	0.18	1.00	1.30
	16.0	1	266LG-16UN01A160M	★	★	★	★	★	☆	1.19	0.20	1.00	1.30
	14.0	1	266LG-16UN01A140M	★	★	★	★	★	☆	1.35	0.23	1.20	1.30
	13.0	1	266LG-16UN01A130M	★	★	★	★	★	☆	1.46	0.25	1.40	1.32
	12.0	1	266LG-16UN01A120M	★	★	★	★	★	☆	1.58	0.28	1.40	1.30
	11.0	1	266LG-16UN01A110M	★	★	★	★	★	☆	1.72	0.30	1.40	1.30
	10.0	1	266LG-16UN01A100M	★	★	★	★	★	☆	1.90	0.33	1.40	1.30
	9.0	1	266LG-16UN01A090M	★	★	★	★	★	☆	2.11	0.37	1.80	1.32
	8.0	1	266LG-16UN01A080M	★	★	★	★	★	☆	2.38	0.41	1.80	1.30

L = links

C30 C39 C73 C83 H36 H35 H26

SANDVIK Coromant

CoroThread® 266 wisselplaat voor draadsnijden

UN 60° Volprofiel



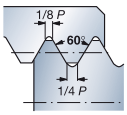

STDNO
TCTR

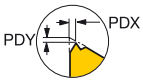

ISO 5864-1978
2B

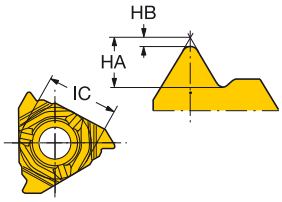

ISO 5864-1978
2B

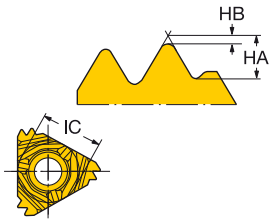

Inwendige rechtse draad

	TPI	NT	Bestelcode	P 1020	P 1125	P 1135	M 1020	M 1125	M 1135	K 1020	K 1125	K 1135	N 1020	N 1125	N 1135	S 1020	S 1125	S 1135	H 1020	H 1125	H 1135	Afmetingen, mm HA	HB	PDX	PDY
16	32.0	1	266RL-16UN01A320M		★			★			★			★			★			☆		0.50	0.05	0.90	1.30
	28.0	1	266RL-16UN01A280M		★			★			★			★			★			☆		0.77	0.14	0.80	1.32
	24.0	1	266RL-16UN01A240M		★			★			★			★			★			☆		0.67	0.06	1.30	1.35
	20.0	1	266RL-16UN01A200M		★	☆		☆	★		★	☆		★	☆		☆	★		☆	☆	0.80	0.07	0.80	1.30
	20.0	1	266RL-16UN01C200M			★			★			★			★			★			☆	0.80	0.07	0.80	1.30
	18.0	1	266RL-16UN01A180M		★	☆		☆	★		★	☆		★	☆		☆	★		☆	☆	0.89	0.08	1.00	1.30
	18.0	1	266RL-16UN01C180M			★			★			★			★			★			☆	0.89	0.08	1.00	1.30
	16.0	1	266RL-16UN01A160M		★	☆		☆	★		★	☆		★	☆		☆	★		☆	☆	1.00	0.09	1.00	1.30
	16.0	1	266RL-16UN01C160M			★			★			★			★			★			☆	1.00	0.09	1.00	1.30
	16.0	1	266RL-16UN01F160E			★			★			★			★			★			☆	1.00	0.09	1.00	1.30
	14.0	1	266RL-16UN01A140M		★	☆		☆	★		★	☆		★	☆		☆	★		☆	☆	1.13	0.11	1.20	1.30
	14.0	1	266RL-16UN01C140M			★			★			★			★			★			☆	1.13	0.11	1.20	1.30
	12.0	1	266RL-16UN01A120M		★	☆		☆	★		★	☆		★	☆		☆	★		☆	☆	1.33	0.13	1.40	1.30
	12.0	1	266RL-16UN01C120M			★			★			★			★			★			☆	1.33	0.13	1.40	1.30
	12.0	1	266RL-16UN01F120E			★			★			★			★			★			☆	1.33	0.13	1.40	1.30
	11.0	1	266RL-16UN01A110M		★	☆		☆	★		★	☆		★	☆		☆	★		☆	☆	1.45	0.14	1.40	1.30
	10.0	1	266RL-16UN01A100M		★	☆		☆	★		★	☆		★	☆		☆	★		☆	☆	1.59	0.16	1.40	1.30
	9.0	1	266RL-16UN01A090M		★			★			★			★			★			☆		1.77	0.18	1.80	1.30
	8.0	1	266RL-16UN01A080M		★	☆		☆	★		★	☆		★	☆		☆	★		☆	☆	2.00	0.20	1.80	1.30
	8.0	1	266RL-16UN01C080M			★			★			★			★			★			☆	2.00	0.20	1.80	1.30
22	7.0	1	266RL-22UN01A070M	★			★			★			★			★			☆			2.31	0.26	2.50	1.64
	6.0	1	266RL-22UN01A060M	★			★			★			★			★			☆			2.70	0.32	2.50	1.64
	5.0	1	266RL-22UN01A050M	★			★			★			★			★			☆			3.25	0.38	2.50	1.35
	4.5	1	266RL-22UN01A045M	★			★			★			★			★			☆			3.62	0.41	2.50	1.06
	4.0	1	266RL-22UN01A040M	★			★			★			★			★			☆			4.08	0.49	2.60	0.96

Inwendige rechtse draad - multipunt wisselplaat

	TPI	NT	Bestelcode	P 1125	M 1125	K 1125	N 1125	S 1125	Afmetingen, mm HA	HB	PDX	PDY
16	16.0	2	266RL-16UN02A160M	★	★	★	★	★	1.00	0.09	0.80	1.30
	12.0	2	266RL-16UN02A120M	★	★	★	★	★	1.33	0.13	2.95	1.88

R = rechts

C30 C39 C73 C83 H36 H35 H26

CoroThread® 266 wisselplaat voor draadsnijden

UN 60° Volprofiel



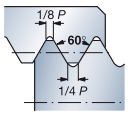

STDNO
TCTR

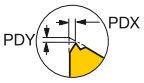

ISO 5864-1978
2B

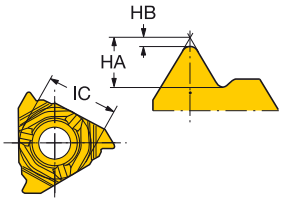

Inwendige linkse draad

	TPI	NT	Bestelcode	P 1125	M 1125	K 1125	N 1125	S 1125	H 1125	Afmetingen, mm HA	HB	PDX	PDY
16	20.0	1	266LL-16UN01A200M	★	★	★	★	★	☆	0.80	0.07	0.80	1.30
	18.0	1	266LL-16UN01A180M	★	★	★	★	★	☆	0.89	0.08	1.00	1.30
	16.0	1	266LL-16UN01A160M	★	★	★	★	★	☆	1.00	0.09	1.00	1.30
	14.0	1	266LL-16UN01A140M	★	★	★	★	★	☆	1.13	0.11	1.20	1.30
	12.0	1	266LL-16UN01A120M	★	★	★	★	★	☆	1.33	0.13	1.40	1.30
	11.0	1	266LL-16UN01A110M	★	★	★	★	★	☆	1.45	0.14	1.40	1.30
	10.0	1	266LL-16UN01A100M	★	★	★	★	★	☆	1.59	0.16	1.40	1.30
	9.0	1	266LL-16UN01A090M	★	★	★	★	★	☆	1.77	0.18	1.80	1.30
	8.0	1	266LL-16UN01A080M	★	★	★	★	★	☆	2.00	0.20	1.80	1.30

L = links

C30 C39 C73 C83 H36 H35 H26

SANDVIK Coromant

CoroThread® 266 wisselplaat voor draadsnijden

Whitworth 55° (BSW, BSF, BSP) Volprofiel

STDNO
STDNO
STDNO
TCTR

ISO 228-1982
BS-2779-1973
BS-84-1957
A

ISO 228-1982
BS-2779-1973
BS-84-1957
A

ISO 228-1982
BS-2779-1973
BS-84-1957
A



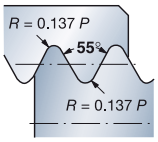

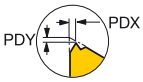

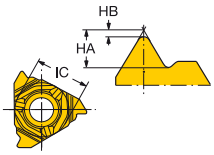

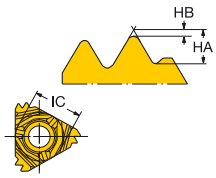

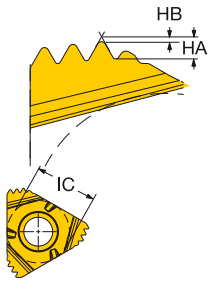

Uitwendige rechtse draad

	TPI	NT	Bestelcode	P 1020	P 1125	P 1135	M 1020	M 1125	M 1135	K 1020	K 1125	K 1135	N 1020	N 1125	N 1135	S 1020	S 1125	S 1135	H 1020	H 1125	H 1135	Afmetingen, mm HA	HB	PDX	PDY
16	28.0	1	266RG-16WH01A280M		★	☆		☆	★		★	☆		★	☆		☆	★		☆	☆	0.72	0.13	0.80	1.32
	26.0	1	266RG-16WH01A260M		★			★			★			★			★			☆		0.77	0.14	2.30	1.51
	20.0	1	266RG-16WH01A200M		★			★			★			★			★			☆		1.01	0.18	0.80	1.32
	19.0	1	266RG-16WH01A190M		★	☆		☆	★		★	☆		★	☆		☆	★		☆	☆	1.06	0.19	0.80	1.32
	19.0	1	266RG-16WH01C190M		★			★			★			★			★			☆		1.06	0.19	0.80	1.33
	19.0	1	266RG-16WH01F190E			★			★			★			★			★			☆	1.06	0.19	0.80	1.32
	18.0	1	266RG-16WH01A180M		★			★			★			★			★			☆		1.12	0.20	1.00	1.32
	16.0	1	266RG-16WH01A160M		★			★			★			★			★			☆		1.26	0.23	1.00	1.32
	14.0	1	266RG-16WH01A140M		★	☆		☆	★		★	☆		★	☆		☆	★		☆	☆	1.44	0.26	1.20	1.32
	14.0	1	266RG-16WH01C140M		★			★			★			★			★			☆		1.44	0.26	1.20	1.33
	14.0	1	266RG-16WH01F140E			★			★			★			★			★			☆	1.44	0.26	1.20	1.32
	12.0	1	266RG-16WH01A120M		★			★			★			★			★			☆		1.68	0.31	1.40	1.32
	11.0	1	266RG-16WH01A110M		★	☆		☆	★		★	☆		★	☆		☆	★		☆	☆	1.83	0.34	1.40	1.32
	11.0	1	266RG-16WH01C110M		★			★			★			★			★			☆		1.83	0.34	1.40	1.33
	11.0	1	266RG-16WH01F110E			★			★			★			★			★			☆	1.83	0.34	1.40	1.32
	10.0	1	266RG-16WH01A100M		★			★			★			★			★			☆		2.02	0.37	1.40	1.32
	9.0	1	266RG-16WH01A090M		★			★			★			★			★			☆		2.24	0.42	1.80	1.32
	8.0	1	266RG-16WH01A080M		★	☆		☆	★		★	☆		★	☆		☆	★		☆	☆	2.52	0.47	1.80	1.32
22	7.0	1	266RG-22WH01A070M	★			★			★			★			★			☆			2.88	0.54	2.50	1.67
	6.0	1	266RG-22WH01A060M	★			★			★			★			★			☆			3.37	0.64	2.50	1.67
	5.0	1	266RG-22WH01A050M	★			★			★			★			★			☆			4.04	0.77	2.50	1.38
	4.5	1	266RG-22WH01A045M	★			★			★			★			★			☆			4.49	0.85	2.65	0.98
	4.0	1	266RG-22WH01A040M	★			★			★			★			★			☆			5.06	0.96	2.75	0.59

Uitwendige rechtse draad - multipunt wisselplaat

	TPI	NT	Bestelcode	P 1020	P 1125	M 1020	M 1125	K 1020	K 1125	N 1020	N 1125	S 1020	S 1125	Afmetingen, mm HA	HB	PDX	PDY
16	19.0	3	266RG-16WH03A190M		★		★		★		★		★	1.06	0.19	3.30	2.02
	14.0	2	266RG-16WH02A140M		★		★		★		★		★	1.44	0.26	2.70	1.73
22	11.0	2	266RG-22WH02A110E	★		★		★		★		★		1.83	0.34	3.40	1.87

Uitwendige linkse draad

	TPI	NT	Bestelcode	P 1125	M 1125	K 1125	N 1125	S 1125	H 1125	Afmetingen, mm HA	HB	PDX	PDY
16	19.0	1	266LG-16WH01A190M	★	★	★	★	★	☆	1.06	0.19	0.80	1.32
	14.0	1	266LG-16WH01A140M	★	★	★	★	★	☆	1.44	0.26	1.20	1.32
	11.0	1	266LG-16WH01A110M	★	★	★	★	★	☆	1.83	0.34	1.40	1.32

R = Rechts, L = Links

C30 C39 C73 C83 H36 H35 H26

CoroThread® 266 wisselplaat voor draadsnijden

Whitworth 55° (BSW, BSF, BSP) Volprofiel



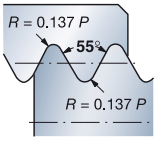

STDNO
STDNO
STDNO
TCTR

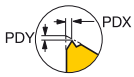

ISO 228-1982
BS-2779-1973
BS-84-1957
A

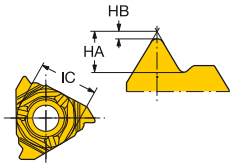

ISO 228-1982
BS-2779-1973
BS-84-1957
A

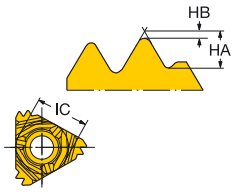

Inwendige rechtse draad

	TPI	NT	Bestelcode	P			M			K			N			S			H			Afmetingen, mm			
				1020	1125	1135	1020	1125	1135	1020	1125	1135	1020	1125	1135	1020	1125	1135	1020	1125	1135	HA	HB	PDX	PDY
16	26.0	1	266RL-16WH01A260M		★			★			★			★			★			☆		0.78	0.14	0.80	1.30
	20.0	1	266RL-16WH01A200M		★			★			★			★			★			☆		0.99	0.17	0.80	1.30
	19.0	1	266RL-16WH01A190M		★	☆		☆	★		★	☆		★	☆		☆	★		☆	☆	1.05	0.18	0.80	1.30
	18.0	1	266RL-16WH01A180M		★			★			★			★			★			☆		1.97	1.00	1.00	1.30
	16.0	1	266RL-16WH01A160M		★			★			★			★			★			☆		1.25	0.22	1.00	1.30
	14.0	1	266RL-16WH01A140M		★	☆		☆	★		★	☆		★	☆		☆	★		☆	☆	1.43	0.25	1.20	1.30
	14.0	1	266RL-16WH01C140M			★			★			★			★			★			☆	1.43	0.25	1.20	1.30
	14.0	1	266RL-16WH01F140E			★			★			★			★			★			☆	1.43	0.25	1.20	1.30
	12.0	1	266RL-16WH01A120M		★			★			★			★			★			☆		1.67	0.30	1.40	1.30
	11.0	1	266RL-16WH01A110M		★	☆		☆	★		★	☆		★	☆		☆	★		☆	☆	1.83	0.33	1.40	1.30
	11.0	1	266RL-16WH01C110M			★			★			★			★			★			☆	1.83	0.33	1.40	1.30
	11.0	1	266RL-16WH01F110E			★			★			★			★			★			☆	1.83	0.33	1.40	1.30
	10.0	1	266RL-16WH01A100M		★			★			★			★			★			☆		2.02	0.37	1.40	1.30
	9.0	1	266RL-16WH01A090M		★			★			★			★			★			☆		2.24	0.41	1.80	1.30
	8.0	1	266RL-16WH01A080M		★	☆		☆	★		★	☆		★	☆		☆	★		☆	☆	2.53	0.47	1.80	1.30
22	7.0	1	266RL-22WH01A070M	★			★			★			★			★			☆			2.88	0.53	2.50	1.64
	6.0	1	266RL-22WH01A060M	★			★			★			★			★			☆			3.36	0.62	2.50	1.64
	5.0	1	266RL-22WH01A050M	★			★			★			★			★			☆			4.03	0.76	2.50	1.35
	4.5	1	266RL-22WH01A045M	★			★			★			★			★			☆			4.48	0.85	2.65	0.96
	4.0	1	266RL-22WH01A040M	★			★			★			★			★			☆			5.04	0.96	2.75	0.67

Inwendige rechtse draad - multipunt wisselplaat

	TPI	NT	Bestelcode	P		M		K		N		S		Afmetingen, mm			
				1020	1125	1020	1125	1020	1125	1020	1125	1020	1125	HA	HB	PDX	PDY
16	14.0	2	266RL-16WH02A140M		★		★		★		★		★	1.43	0.25	2.70	1.69
22	11.0	2	266RL-22WH02A110E	★		★		★		★		★		1.83	0.33	3.40	1.83

Inwendige linkse draad

	TPI	NT	Bestelcode	P	M	K	N	S	H	Afmetingen, mm			
				1125	1125	1125	1125	1125	1125	HA	HB	PDX	PDY
16	14.0	1	266LL-16WH01A140M	★	★	★	★	★	☆	1.43	0.25	1.20	1.30
	11.0	1	266LL-16WH01A110M	★	★	★	★	★	☆	1.83	0.33	1.40	1.30

R = Rechts, L = Links

C30 C39 C73 C83 H36 H35 H26

SANDVIK Coromant

CoroThread® 266 wisselplaat voor draadsnijden

NPT 60° (NPSC, NPTR, LINE PIPE) Volprofiel



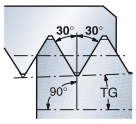

STDNO

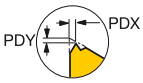

ANSI B.1.20.1-1983

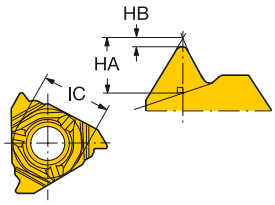

ANSI B.1.20.1-1983

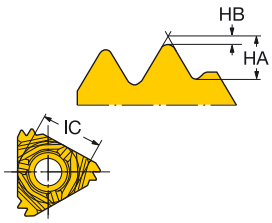

Uitwendige rechtse draad

	TPI	NT	Bestelcode	P 1125	P 1135	M 1125	M 1135	K 1125	K 1135	N 1125	N 1135	S 1125	S 1135	H 1125	H 1135	Afmetingen, mm HA	HB	PDX	PDY	TG
16	27.0	1	266RG-16NT01A270M	★	☆	☆	★	★	☆	★	☆	☆	★	☆	☆	0.76	0.05	0.80	1.03	0.03
	18.0	1	266RG-16NT01A180M	★	☆	☆	★	★	☆	★	☆	☆	★	☆	☆	1.14	0.08	1.00	1.03	0.03
	14.0	1	266RG-16NT01A140M	★	☆	☆	★	★	☆	★	☆	☆	★	☆	☆	1.46	0.09	1.20	1.03	0.03
	14.0	1	266RG-16NT01C140M	★		★		★		★		★		☆		1.46	0.09	1.20	1.03	0.03
	14.0	1	266RG-16NT01F140E		★		★		★		★		★		☆	1.46	0.09	1.20	1.03	0.03
	11.5	1	266RG-16NT01A115M	★	☆	☆	★	★	☆	★	☆	☆	★	☆	☆	1.79	0.11	1.40	1.03	0.03
	11.5	1	266RG-16NT01C115M	★		★		★		★		★		☆		1.79	0.11	1.40	1.03	0.03
	11.5	1	266RG-16NT01F115E		★		★		★		★		★		☆	1.79	0.11	1.40	1.03	0.03
	8.0	1	266RG-16NT01A080M	★	☆	☆	★	★	☆	★	☆	☆	★	☆	☆	2.57	0.14	1.60	1.03	0.03
	8.0	1	266RG-16NT01C080M	★		★		★		★		★		☆		2.57	0.14	1.60	1.03	0.03

Uitwendige rechtse draad - multipunt wisselplaat

	TPI	NT	Bestelcode	P 1020	M 1020	K 1020	N 1020	S 1020	Afmetingen, mm HA	HB	PDX	PDY	TG
22	11.5	2	266RG-22NT02A115E	★	★	★	★	★	1.79	0.11	3.40	1.67	0.03

Uitwendige linkse draad

	TPI	NT	Bestelcode	P 1125	M 1125	K 1125	N 1125	S 1125	H 1125	Afmetingen, mm HA	HB	PDX	PDY	TG
16	27.0	1	266LG-16NT01A270M	★	★	★	★	★	☆	0.76	0.05	0.80	1.03	0.03
	18.0	1	266LG-16NT01A180M	★	★	★	★	★	☆	1.14	0.08	1.00	1.03	0.03
	14.0	1	266LG-16NT01A140M	★	★	★	★	★	☆	1.46	0.09	1.20	1.03	0.03
	11.5	1	266LG-16NT01A115M	★	★	★	★	★	☆	1.79	0.11	1.40	1.03	0.03
	8.0	1	266LG-16NT01A080M	★	★	★	★	★	☆	2.57	0.14	1.60	1.03	0.03

R = Rechts, L = Links

C30 C39 C73 C83 H36 H35 H26

CoroThread® 266 wisselplaat voor draadsnijden

NPT 60° (NPSC, NPTR, LINE PIPE) Volprofiel



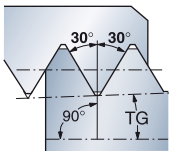

STDNO

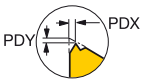

ANSI B.1.20.1-1983

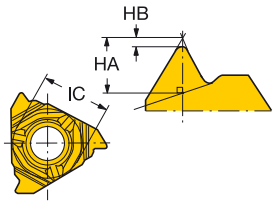

ANSI B.1.20.1-1983

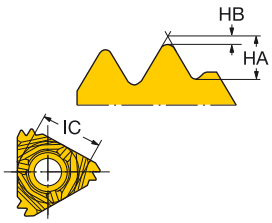

Inwendige rechtse draad

	TPI	NT	Bestelcode	P 1125	P 1135	M 1125	M 1135	K 1125	K 1135	N 1125	N 1135	S 1125	S 1135	H 1125	H 1135	Afmetingen, mm HA	HB	PDX	PDY	TG
16	14.0	1	266RL-16NT01A140M	★	☆	☆	★	★	☆	★	☆	☆	★	☆	☆	1.46	0.09	1.20	1.01	0.03
	14.0	1	266RL-16NT01C140M		★		★		★		★		★		☆	1.46	0.09	1.20	1.01	0.03
	14.0	1	266RL-16NT01F140E		★		★		★		★		★		☆	1.46	0.09	1.20	1.01	0.03
	11.5	1	266RL-16NT01A115M	★	☆	☆	★	★	☆	★	☆	☆	★	☆	☆	1.78	0.11	1.40	1.01	0.03
	11.5	1	266RL-16NT01C115M		★		★		★		★		★		☆	1.78	0.11	1.40	1.01	0.03
	11.5	1	266RL-16NT01F115E		★		★		★		★		★		☆	1.78	0.11	1.40	1.01	0.03
	8.0	1	266RL-16NT01A080M	★	☆	☆	★	★	☆	★	☆	☆	★	☆	☆	2.57	0.14	1.60	1.01	0.03
	8.0	1	266RL-16NT01C080M		★		★		★		★		★		☆	2.57	0.14	1.60	1.01	0.03

Inwendige rechtse draad - multipunt wisselplaat

	TPI	NT	Bestelcode	P 1020	M 1020	K 1020	N 1020	S 1020	Afmetingen, mm HA	HB	PDX	PDY	TG
22	11.5	2	266RL-22NT02A115E	★	★	★	★	★	1.79	0.11	3.40	1.64	0.03

Inwendige linkse draad

	TPI	NT	Bestelcode	P 1125	M 1125	K 1125	N 1125	S 1125	H 1125	Afmetingen, mm HA	HB	PDX	PDY	TG
16	14.0	1	266LL-16NT01A140M	★	★	★	★	★	☆	1.46	0.09	1.20	1.01	0.03
	11.5	1	266LL-16NT01A115M	★	★	★	★	★	☆	1.79	0.11	1.40	1.01	0.03
	8.0	1	266LL-16NT01A080M	★	★	★	★	★	☆	2.57	0.14	1.60	1.01	0.03

R = Rechts, L = Links

C30 C39 C73 C83 H36 H35 H26

SANDVIK Coromant

CoroThread® 266 wisselplaat voor draadsnijden

BSPT 55° Volprofiel



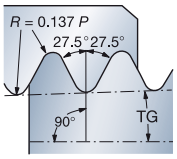

STDNO
STDNO

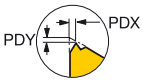

ISO 7/1
BS21:1985

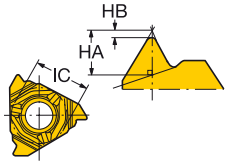

Uitwendige rechtse draad

	TPI	NT	Bestelcode	P 1125	P 1135	M 1125	M 1135	K 1125	K 1135	N 1125	N 1135	S 1125	S 1135	H 1125	H 1135	Afmetingen, mm HA	HB	PDX	PDY	TG
16	28.0	1	266RG-16PT01A280E	★	☆	☆	★	★	☆	★	☆	☆	★	☆	☆	0.70	0.13	0.80	1.32	0.03
	19.0	1	266RG-16PT01A190E	★	☆	☆	★	★	☆	★	☆	☆	★	☆	☆	1.04	0.19	0.80	1.32	0.03
	14.0	1	266RG-16PT01A140E	★	☆	☆	★	★	☆	★	☆	☆	★	☆	☆	1.41	0.26	1.20	1.32	0.03
	11.0	1	266RG-16PT01A110E	★	☆	☆	★	★	☆	★	☆	☆	★	☆	☆	1.80	0.34	1.40	1.32	0.03
	8.0	1	266RG-16PT01A080E	★		★		★		★		★		☆		2.47	0.47	1.80	1.32	0.03

Uitwendige linkse draad

	TPI	NT	Bestelcode	P 1125	M 1125	K 1125	N 1125	S 1125	H 1125	Afmetingen, mm HA	HB	PDX	PDY	TG
16	19.0	1	266LG-16PT01A190E	★	★	★	★	★	☆	1.04	0.19	0.80	1.32	0.03
	14.0	1	266LG-16PT01A140E	★	★	★	★	★	☆	1.41	0.26	1.20	1.32	0.03
	11.0	1	266LG-16PT01A110E	★	★	★	★	★	☆	1.80	0.34	1.40	1.32	0.03

Inwendige rechtse draad

	TPI	NT	Bestelcode	P 1125	P 1135	M 1125	M 1135	K 1125	K 1135	N 1125	N 1135	S 1125	S 1135	H 1125	H 1135	Afmetingen, mm HA	HB	PDX	PDY	TG
16	28.0	1	266RL-16PT01A280E	★		★		★		★		★		☆		0.71	0.12	0.80	1.30	0.03
	19.0	1	266RL-16PT01A190E	★		★		★		★		★		☆		1.03	0.18	0.80	1.30	0.03
	14.0	1	266RL-16PT01A140E	★	☆	☆	★	★	☆	★	☆	☆	★	☆	☆	1.40	0.25	1.20	1.30	0.03
	11.0	1	266RL-16PT01A110E	★	☆	☆	★	★	☆	★	☆	☆	★	☆	☆	1.80	0.33	1.40	1.30	0.03
	8.0	1	266RL-16PT01A080E	★		★		★		★		★		☆		2.48	0.47	1.80	1.30	0.03

Inwendige linkse draad

	TPI	NT	Bestelcode	P 1125	M 1125	K 1125	N 1125	S 1125	H 1125	Afmetingen, mm HA	HB	PDX	PDY	TG
16	19.0	1	266LL-16PT01A190E	★	★	★	★	★	☆	1.03	0.18	0.80	1.30	0.03
	14.0	1	266LL-16PT01A140E	★	★	★	★	★	☆	1.40	0.25	1.20	1.30	0.03
	11.0	1	266LL-16PT01A110E	★	★	★	★	★	☆	1.80	0.33	1.40	1.30	0.03

R = Rechts, L = Links

C30 C39 C73 C83 H36 H35 H26

CoroThread® 266 wisselplaat voor draadsnijden

NPTF 60° Volprofiel



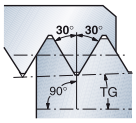

STDNO
TCTR

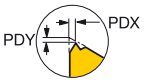

ANSI B1.20.3-1976
IT 2

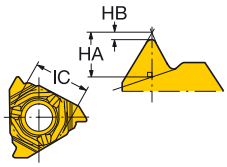

Uitwendige rechtse draad

	TPI	NT	Bestelcode	P 1125	M 1125	K 1125	N 1125	S 1125	H 1125	Afmetingen, mm HA	HB	PDX	PDY	TG
16	27.0	1	266RG-16NF01A270E	★	★	★	★	★	☆	0.75	0.11	0.80	1.03	0.03
	18.0	1	266RG-16NF01A180E	★	★	★	★	★	☆	1.14	0.13	1.00	1.03	0.03
	14.0	1	266RG-16NF01A140E	★	★	★	★	★	☆	1.49	0.13	1.20	1.03	0.03
	11.5	1	266RG-16NF01A115E	★	★	★	★	★	☆	1.81	0.17	1.40	1.03	0.03
	8.0	1	266RG-16NF01A080E	★	★	★	★	★	☆	2.60	0.21	1.60	1.03	0.03

Inwendige rechtse draad

	TPI	NT	Bestelcode	P 1125	M 1125	K 1125	N 1125	S 1125	H 1125	Afmetingen, mm HA	HB	PDX	PDY	TG
16	14.0	1	266RL-16NF01A140E	★	★	★	★	★	☆	1.49	0.13	1.20	1.01	0.03
	11.5	1	266RL-16NF01A115E	★	★	★	★	★	☆	1.81	0.17	1.40	1.01	0.03
	8.0	1	266RL-16NF01A080E	★	★	★	★	★	☆	2.60	0.21	1.60	1.01	0.03

R = rechts

C30 C39 C73 C83 H36 H35 H26

CoroThread® 266 wisselplaat voor draadsnijden

Rond 30° Volprofiel



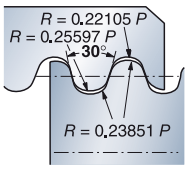

STDNO
TCTR

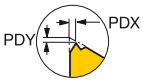

DIN 405
IT 7-6

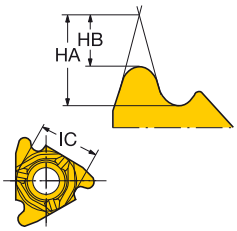

Uitwendige rechtse draad

	TPI	NT	Bestelcode	P 1020	P 1125	P 1135	M 1020	M 1125	M 1135	K 1020	K 1125	K 1135	N 1020	N 1125	N 1135	S 1020	S 1125	S 1135	H 1020	H 1125	H 1135	Afmetingen, mm HA	HB	PDX	PDY
16	10.0	1	266RG-16RN01A100M		★			★			★			★			★			☆		2.97	1.72	0.85	1.33
	8.0	1	266RG-16RN01A080M		★			★			★			★			★			☆		3.72	2.14	1.05	1.38
	8.0	1	266RG-16RN01F080E			★			★			★			★			★			☆	3.72	2.14	1.05	1.37
	6.0	1	266RG-16RN01A060M		★			★			★			★			★			☆		4.98	2.86	1.50	1.43
	6.0	1	266RG-16RN01F060E			★			★			★			★			★			☆	4.98	2.86	1.50	1.43
22	4.0	1	266RG-22RN01A040M	★			★			★			★			★			☆			7.45	4.30	2.60	1.38
	4.0	1	266RG-22RN01F040E	★			★			★			★			★			☆			7.45	4.30	2.60	1.38

Uitwendige linkse draad

	TPI	NT	Bestelcode	P 1020	P 1125	M 1020	M 1125	K 1020	K 1125	N 1020	N 1125	S 1020	S 1125	H 1020	H 1125	Afmetingen, mm HA	HB	PDX	PDY
16	10.0	1	266LG-16RN01A100M		★		★		★		★		★		☆	2.97	1.72	0.85	1.32
	8.0	1	266LG-16RN01A080M		★		★		★		★		★		☆	3.72	2.14	1.05	1.32
	6.0	1	266LG-16RN01A060M		★		★		★		★		★		☆	4.98	2.86	1.50	1.43
22	4.0	1	266LG-22RN01A040M	★		★		★		★		★		☆		7.45	4.30	2.60	1.38

Inwendige rechtse draad

	TPI	NT	Bestelcode	P 1020	P 1125	P 1135	M 1020	M 1125	M 1135	K 1020	K 1125	K 1135	N 1020	N 1125	N 1135	S 1020	S 1125	S 1135	H 1020	H 1125	H 1135	Afmetingen, mm HA	HB	PDX	PDY
16	10.0	1	266RL-16RN01A100M		★			★			★			★			★			☆		2.87	1.58	0.85	1.30
	8.0	1	266RL-16RN01A080M		★			★			★			★			★			☆		3.56	1.97	1.05	1.30
	6.0	1	266RL-16RN01A060M		★			★			★			★			★			☆		4.79	2.66	1.35	1.50
	6.0	1	266RL-16RN01F060E			★			★			★			★			★			☆	4.79	2.66	1.35	1.45
22	4.0	1	266RL-22RN01A040M	★			★			★			★			★			☆			7.17	3.98	2.60	1.35
	4.0	1	266RL-22RN01F040E	★			★			★			★			★			☆			7.17	3.98	2.60	1.35

Inwendige linkse draad

	TPI	NT	Bestelcode	P 1020	P 1125	M 1020	M 1125	K 1020	K 1125	N 1020	N 1125	S 1020	S 1125	H 1020	H 1125	Afmetingen, mm HA	HB	PDX	PDY
16	10.0	1	266LL-16RN01A100M		★		★		★		★		★		☆	2.87	1.58	0.85	1.30
	8.0	1	266LL-16RN01A080M		★		★		★		★		★		☆	3.59	2.00	1.05	1.30
	6.0	1	266LL-16RN01A060M		★		★		★		★		★		☆	4.79	2.66	1.35	1.45
22	4.0	1	266LL-22RN01A040M	★		★		★		★		★		☆		7.17	3.98	2.60	1.35

R = Rechts, L = Links

C30 C39 C73 C83 H36 H35 H26

CoroThread® 266 wisselplaat voor draadsnijden

MJ 60° Volprofiel



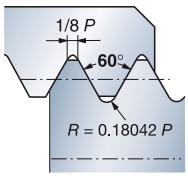

STDNO
TCTR

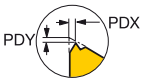

ISO 5855-1983
IT 4-6

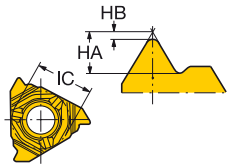

Uitwendige rechtse draad

	TP	NT	Bestelcode	P 1125	M 1125	K 1125	N 1125	S 1125	H 1125	Afmetingen, mm HA	HB	PDX	PDY
16	1.50	1	266RG-16MJ01A150E	★	★	★	★	★	☆	1.12	0.25	1.00	1.32
	2.00	1	266RG-16MJ01A200E	★	★	★	★	★	☆	1.50	0.34	1.40	1.32

Uitwendige linkse draad

	TP	NT	Bestelcode	P 1125	M 1125	K 1125	N 1125	S 1125	H 1125	Afmetingen, mm HA	HB	PDX	PDY
16	1.50	1	266LG-16MJ01A150E	★	★	★	★	★	☆	1.12	0.25	1.00	1.32
	2.00	1	266LG-16MJ01A200E	★	★	★	★	★	☆	1.50	0.34	1.40	1.32

R = Rechts, L = Links

Inwendige draden

NB: Gebruik, om een inwendige MJ draad te snijden, een CoroTurn 107 boorbaar en wisselplaat voor het draaien van de juiste inwendige diameter en snij daarna de draad met een ISO metrische 60° (MM) wisselplaat.

CoroThread® 266 wisselplaat voor draadsnijden

UNJ 60° Volprofiel

STDNO ISO 3161-1977
STDNO BS 4084-1977
TCTR 3A



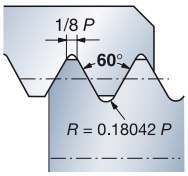

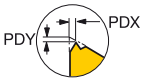

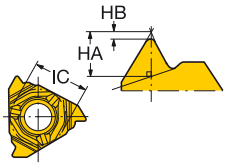

Uitwendige rechtse draad

	TPI	NT	Bestelcode	P 1125	M 1125	K 1125	N 1125	S 1125	H 1125	Afmetingen, mm HA	HB	PDX	PDY
16	32.0	1	266RG-16NJ01A320E	★	★	★	★	★	☆	0.59	0.13	0.50	1.32
	28.0	1	266RG-16NJ01A280E	★	★	★	★	★	☆	0.67	0.15	0.80	1.32
	24.0	1	266RG-16NJ01A240E	★	★	★	★	★	☆	0.79	0.18	0.80	1.32
	20.0	1	266RG-16NJ01A200E	★	★	★	★	★	☆	0.94	0.21	1.00	1.32
	18.0	1	266RG-16NJ01A180E	★	★	★	★	★	☆	1.05	0.23	1.00	1.32
	16.0	1	266RG-16NJ01A160E	★	★	★	★	★	☆	1.18	0.26	1.00	1.32
	14.0	1	266RG-16NJ01A140E	★	★	★	★	★	☆	1.35	0.30	1.20	1.32
	12.0	1	266RG-16NJ01A120E	★	★	★	★	★	☆	1.58	0.36	1.40	1.32
	10.0	1	266RG-16NJ01A100E	★	★	★	★	★	☆	1.89	0.42	1.40	1.32
	8.0	1	266RG-16NJ01A080E	★	★	★	★	★	☆	2.38	0.53	1.80	1.32

R = rechts

Inwendige draden

NB: Gebruik, om een inwendige UNJ draad te snijden, een CoroTurn 107 boorbaar en wisselplaat voor het draaien van de juiste inwendige diameter en snij daarna de draad met een UN 60° wisselplaat.

C30 C39 C73 C83 H36 H35 H26

CoroThread® 266 wisselplaat voor draadsnijden

ISO Trapezium 30° Aangeschuinde draadtop

STDNO ISO 2901-2904
STDNO DIN 103-1977
TCTR 7



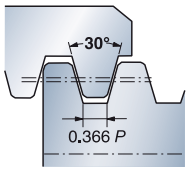

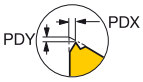

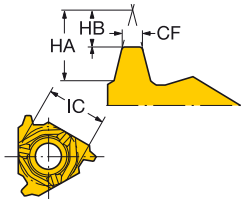

Uitwendige rechtse draad

TP	NT	Bestelcode	P 1020	P 1135	M 1020	M 1135	K 1020	K 1135	N 1020	N 1135	S 1020	S 1135	H 1020	H 1135	Afmetingen, mm CF	HA	HB	PDX	PDY
16	1.50	1	266RG-16TR01F150E		★		★		★		★			☆	0.5	1.85	0.88	1.00	1.32
	2.00	1	266RG-16TR01F200E		★		★		★		★			☆	0.6	2.44	1.13	1.10	1.32
	3.00	1	266RG-16TR01F300E		★		★		★		★			☆	1.0	3.63	1.82	1.60	1.23
22	4.00	1	266RG-22TR01F400E	★		★		★		★		★		☆		1.3	4.82	2.50	1.90	1.38
	5.00	1	266RG-22TR01F500E	★		★		★		★		★		☆		1.7	6.01	3.18	2.10	1.38
	6.00	1	266RG-22TR01F600E	★		★		★		★		★		☆		1.9	7.20	3.62	2.40	0.79
	7.00	1	266RG-22TR01F700E	★		★		★		★		★		☆		2.3	8.38	4.31	2.40	0.79
27	8.00	1	266RG-27TR01F800E	★		★		★		★		★		☆		2.7	9.57	5.00	3.30	0.54

Uitwendige linkse draad

TP	NT	Bestelcode	P 1020	P 1135	M 1020	M 1135	K 1020	K 1135	N 1020	N 1135	S 1020	S 1135	H 1020	H 1135	Afmetingen, mm CF	HA	HB	PDX	PDY
16	1.50	1	266LG-16TR01F150E		★		★		★		★			☆	0.5	1.85	0.88	1.00	1.32
	2.00	1	266LG-16TR01F200E		★		★		★		★			☆	0.6	2.44	1.13	1.10	1.33
	3.00	1	266LG-16TR01F300E		★		★		★		★			☆	1.0	3.63	1.82	1.60	1.23
22	4.00	1	266LG-22TR01F400E	★		★		★		★		★		☆		1.3	4.82	2.50	1.90	1.38
	5.00	1	266LG-22TR01F500E	★		★		★		★		★		☆		1.7	6.01	3.18	2.10	1.38
	6.00	1	266LG-22TR01F600E	★		★		★		★		★		☆		1.9	7.20	3.62	2.40	0.79
	7.00	1	266LG-22TR01F700E	★		★		★		★		★		☆		2.3	8.38	4.31	2.40	0.79

Inwendige rechtse draad

TP	NT	Bestelcode	P 1020	P 1135	M 1020	M 1135	K 1020	K 1135	N 1020	N 1135	S 1020	S 1135	H 1020	H 1135	Afmetingen, mm CF	HA	HB	PDX	PDY
16	2.00	1	266RL-16TR01F200E		★		★		★		★			☆	0.6	2.41	1.08	1.10	1.30
	3.00	1	266RL-16TR01F300E		★		★		★		★			☆	0.9	3.59	1.76	1.60	1.21
22	4.00	1	266RL-22TR01F400E	★		★		★		★		★		☆		1.3	4.77	2.45	1.90	1.35
	5.00	1	266RL-22TR01F500E	★		★		★		★		★		☆		1.7	5.96	3.13	2.10	1.35
	6.00	1	266RL-22TR01F600E	★		★		★		★		★		☆		1.9	7.14	3.56	2.40	0.77
	7.00	1	266RL-22TR01F700E	★		★		★		★		★		☆		2.3	8.32	4.25	2.40	0.96
27	8.00	1	266RL-27TR01F800E	★		★		★		★		★		☆		2.6	9.49	4.93	3.30	0.54

Inwendige linkse draad

TP	NT	Bestelcode	P 1020	P 1135	M 1020	M 1135	K 1020	K 1135	N 1020	N 1135	S 1020	S 1135	H 1020	H 1135	Afmetingen, mm CF	HA	HB	PDX	PDY
16	2.00	1	266LL-16TR01F200E		★		★		★		★			☆	0.6	2.41	1.08	1.20	1.30
	3.00	1	266LL-16TR01F300E		★		★		★		★			☆	0.9	3.59	1.76	1.35	1.45
22	4.00	1	266LL-22TR01F400E	★		★		★		★		★		☆		1.3	4.77	2.45	1.90	1.35
	5.00	1	266LL-22TR01F500E	★		★		★		★		★		☆		1.7	5.96	3.13	2.10	1.35
	6.00	1	266LL-22TR01F600E	★		★		★		★		★		☆		1.9	7.14	3.56	2.40	0.77
	7.00	1	266LL-22TR01F700E	★		★		★		★		★		☆		2.3	8.32	4.25	2.40	0.96

R = Rechts, L = Links

C30 C39 C73 C83 H36 H35 H26

CoroThread® 266 wisselplaat voor draadsnijden

ACME 29° Aangeschuinde draadtop

STDNO
TCTR

ANSI B1.5-1988
2G



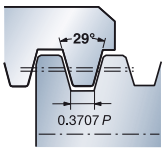

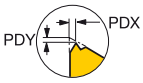

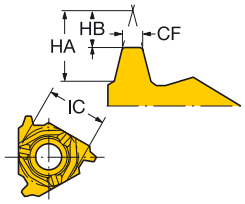

Uitwendige rechtse draad

	TPI	NT	Bestelcode	P 1020	P 1135	M 1020	M 1135	K 1020	K 1135	N 1020	N 1135	S 1020	S 1135	H 1020	H 1135	Afmetingen, mm CF	HA	HB	PDX	PDY
16	16.0	1	266RG-16AC01F160E		★		★		★		★		★		☆	0.5	1.98	1.04	1.00	1.33
	14.0	1	266RG-16AC01F140E		★		★		★		★		★		☆	0.6	2.26	1.21	1.10	1.33
	12.0	1	266RG-16AC01F120E		★		★		★		★		★		☆	0.7	2.64	1.43	1.20	1.33
	10.0	1	266RG-16AC01F100E		★		★		★		★		★		☆	0.8	3.16	1.61	1.30	1.32
	8.0	1	266RG-16AC01F080E		★		★		★		★		★		☆	1.1	3.94	2.08	1.50	1.23
22	6.0	1	266RG-22AC01F060E	★		★		★		★		★		☆		1.5	5.25	2.84	1.90	1.38
	5.0	1	266RG-22AC01F050E	★		★		★		★		★		☆		1.8	6.29	3.47	2.10	1.38
	4.0	1	266RG-22AC01F040E	★		★		★		★		★		☆		2.3	7.87	4.41	2.40	0.79
27	3.0	1	266RG-27AC01F030E	★		★		★		★		★		☆		3.1	10.47	5.95	3.30	0.54

Uitwendige linkse draad

	TPI	NT	Bestelcode	P 1020	P 1135	M 1020	M 1135	K 1020	K 1135	N 1020	N 1135	S 1020	S 1135	H 1020	H 1135	Afmetingen, mm CF	HA	HB	PDX	PDY
16	12.0	1	266LG-16AC01F120E		★		★		★		★		★		☆	0.7	2.64	1.43	1.20	1.33
	10.0	1	266LG-16AC01F100E		★		★		★		★		★		☆	0.8	3.16	1.61	1.30	1.33
	8.0	1	266LG-16AC01F080E		★		★		★		★		★		☆	1.1	3.94	2.08	1.50	1.23
22	6.0	1	266LG-22AC01F060E	★		★		★		★		★		☆		1.5	5.25	2.84	1.90	1.38
	5.0	1	266LG-22AC01F050E	★		★		★		★		★		☆		1.8	6.29	3.47	2.10	1.38
	4.0	1	266LG-22AC01F040E	★		★		★		★		★		☆		2.3	7.87	4.41	2.40	0.79

Inwendige rechtse draad

	TPI	NT	Bestelcode	P 1020	P 1125	P 1135	M 1020	M 1125	M 1135	K 1020	K 1125	K 1135	N 1020	N 1125	N 1135	S 1020	S 1125	S 1135	H 1020	H 1125	H 1135	Afmetingen, mm CF	HA	HB	PDX	PDY
16	16.0	1	266RL-16AC01F160E			★			★			★			★			★			☆	0.5	1.97	1.00	1.00	1.30
	14.0	1	266RL-16AC01F140E			★			★			★			★			★			☆	0.6	2.25	1.16	1.10	1.30
	12.0	1	266RL-16AC01F120E			★			★			★			★			★			☆	0.7	2.62	1.37	1.20	1.30
	10.0	1	266RL-16AC01F100E			★			★			★			★			★			☆	0.8	3.13	1.54	1.30	1.30
	8.0	1	266RL-16AC01F080E			★			★			★			★			★			☆	1.0	3.90	2.00	1.50	1.21
22	6.0	1	266RL-22AC01A060M		★	☆		☆	★		★	☆		★	☆		☆	★		☆	☆	1.4	5.19	2.76	1.90	1.01
	6.0	1	266RL-22AC01F060E	★			★			★			★			★			☆			1.4	5.19	2.76	1.90	1.35
	5.0	1	266RL-22AC01F050E	★			★			★			★			★			☆			1.7	6.22	3.37	2.10	0.96
	4.0	1	266RL-22AC01F040E	★			★			★			★			★			☆			2.2	7.77	4.28	2.40	0.87
27	3.0	1	266RL-27AC01F030E	★			★			★			★			★			☆			3.0	10.31	5.80	3.30	0.54

Inwendige linkse draad

	TPI	NT	Bestelcode	P 1020	P 1135	M 1020	M 1135	K 1020	K 1135	N 1020	N 1135	S 1020	S 1135	H 1020	H 1135	Afmetingen, mm CF	HA	HB	PDX	PDY
16	12.0	1	266LL-16AC01F120E		★		★		★		★		★		☆	0.7	2.62	1.37	1.20	1.30
	10.0	1	266LL-16AC01F100E		★		★		★		★		★		☆	0.8	3.13	1.54	1.30	1.30
	8.0	1	266LL-16AC01F080E		★		★		★		★		★		☆	1.0	3.90	2.00	1.50	1.21
22	6.0	1	266LL-22AC01F060E	★		★		★		★		★		☆		1.4	5.19	2.76	1.90	1.35
	5.0	1	266LL-22AC01F050E	★		★		★		★		★		☆		1.7	6.22	3.37	2.00	0.96
	4.0	1	266LL-22AC01F040E	★		★		★		★		★		☆		2.2	7.77	4.28	2.40	0.70

R = Rechts, L = Links

C30 C39 C73 C83 H36 H35 H26

CoroThread® 266 wisselplaat voor draadsnijden

STUB-ACME 29° Aangeschuinde draadtop

STDNO
TCTR

ANSI B1.8-1988
2G



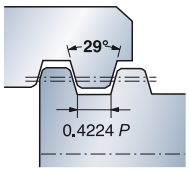

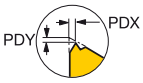

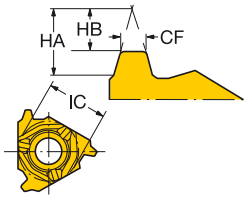

Uitwendige rechtse draad

	TPI	NT	Bestelcode	P 1020	P 1135	M 1020	M 1135	K 1020	K 1135	N 1020	N 1135	S 1020	S 1135	H 1020	H 1135	Afmetingen, mm CF	HA	HB	PDX	PDY
16	16.0	1	266RG-16SA01F160E		★		★		★		★		★		☆	0.6	1.86	1.21	1.50	1.23
	14.0	1	266RG-16SA01F140E		★		★		★		★		★		☆	0.7	2.12	1.40	1.85	1.30
	12.0	1	266RG-16SA01F120E		★		★		★		★		★		☆	0.9	2.47	1.65	1.10	1.32
	10.0	1	266RG-16SA01F100E		★		★		★		★		★		☆	1.0	2.95	1.87	1.20	1.32
	8.0	1	266RG-16SA01F080E		★		★		★		★		★		☆	1.2	3.67	2.39	1.50	1.53
22	6.0	1	266RG-22SA01F060E	★		★		★		★		★		☆		1.7	4.86	3.27	1.80	1.67
	5.0	1	266RG-22SA01F050E	★		★		★		★		★		☆		2.1	5.83	3.98	2.00	1.67
	4.0	1	266RG-22SA01F040E	★		★		★		★		★		☆		2.6	7.27	5.05	2.40	1.67
27	3.0	1	266RG-27SA01F030E	★		★		★		★		★		☆		3.5	9.66	6.81	3.10	1.72

Uitwendige linkse draad

	TPI	NT	Bestelcode	P 1020	P 1135	M 1020	M 1135	K 1020	K 1135	N 1020	N 1135	S 1020	S 1135	H 1020	H 1135	Afmetingen, mm CF	HA	HB	PDX	PDY
16	16.0	1	266LG-16SA01F160E		★		★		★		★		★		☆	0.6	1.86	1.21	1.30	1.30
	14.0	1	266LG-16SA01F140E		★		★		★		★		★		☆	0.7	2.12	1.40	1.10	1.32
	12.0	1	266LG-16SA01F120E		★		★		★		★		★		☆	0.9	2.47	1.65	1.50	1.30
	10.0	1	266LG-16SA01F100E		★		★		★		★		★		☆	1.0	2.95	1.87	1.30	1.30
	8.0	1	266LG-16SA01F080E		★		★		★		★		★		☆	1.2	3.67	2.89	1.10	1.30
22	6.0	1	266LG-22SA01F060E	★		★		★		★		★		☆		1.7	4.86	3.27	1.80	1.67
	5.0	1	266LG-22SA01F050E	★		★		★		★		★		☆		2.1	5.83	3.98	2.00	1.67
	4.0	1	266LG-22SA01F040E	★		★		★		★		★		☆		2.6	7.27	5.05	2.40	1.67

Inwendige rechtse draad

	TPI	NT	Bestelcode	P 1020	P 1135	M 1020	M 1135	K 1020	K 1135	N 1020	N 1135	S 1020	S 1135	H 1020	H 1135	Afmetingen, mm CF	HA	HB	PDX	PDY
16	16.0	1	266RL-16SA01F160E		★		★		★		★		★		☆	0.6	1.81	1.15	1.00	1.30
	14.0	1	266RL-16SA01F140E		★		★		★		★		★		☆	0.7	2.07	1.34	0.80	1.30
	12.0	1	266RL-16SA01F120E		★		★		★		★		★		☆	0.9	2.40	1.59	1.10	1.30
	10.0	1	266RL-16SA01F100E		★		★		★		★		★		☆	0.9	2.88	1.80	1.20	1.30
	8.0	1	266RL-16SA01F080E		★		★		★		★		★		☆	1.2	3.59	2.31	1.50	1.50
22	6.0	1	266RL-22SA01F060E	★		★		★		★		★		☆		1.6	4.77	3.18	1.80	1.64
	5.0	1	266RL-22SA01F050E	★		★		★		★		★		☆		2.0	5.71	3.87	2.00	1.64
	4.0	1	266RL-22SA01F040E	★		★		★		★		★		☆		2.5	7.13	4.91	2.40	1.64
27	3.0	1	266RL-27SA01F030E	★		★		★		★		★		☆		3.4	9.49	6.64	3.10	1.72

Inwendige linkse draad

	TPI	NT	Bestelcode	P 1020	P 1135	M 1020	M 1135	K 1020	K 1135	N 1020	N 1135	S 1020	S 1135	H 1020	H 1135	Afmetingen, mm CF	HA	HB	PDX	PDY
16	12.0	1	266LL-16SA01F120E		★		★		★		★		★		☆	0.9	2.40	1.59	1.20	1.32
	10.0	1	266LL-16SA01F100E		★		★		★		★		★		☆	0.9	2.88	1.80	1.50	1.52
	8.0	1	266LL-16SA01F080E		★		★		★		★		★		☆	1.2	3.59	2.31	1.05	1.30
22	6.0	1	266LL-22SA01F060E	★		★		★		★		★		☆		1.6	4.77	3.18	1.80	1.64
	5.0	1	266LL-22SA01F050E	★		★		★		★		★		☆		2.0	5.71	3.87	2.00	1.64
	4.0	1	266LL-22SA01F040E	★		★		★		★		★		☆		2.5	7.13	4.91	2.40	1.64

R = Rechts, L = Links

C30 C39 C73 C83 H36 H35 H26

CoroThread® 266 wisselplaat voor draadsnijden

API 60° Volprofiel Voor "shouldered connections"



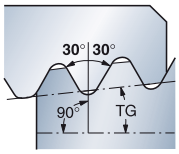

STDNO

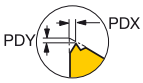

API SPEC. 7

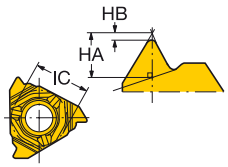

Uitwendige rechtse draad

	TPI	NT	Bestelcode	P 1020	P 1125	M 1020	M 1125	K 1020	K 1125	N 1020	N 1125	S 1020	S 1125	H 1020	H 1125	Afmetingen, mm HA	HB	PDX	PDY	TG
22	5.0	1	266RG-22V401A0503E	☆	★	☆	★	☆	★	☆	★	☆	★	☆	☆	3.48	0.50	2.50	1.38	0.13
	4.0	1	266RG-22V381A0402E	☆	★	☆	★	☆	★	☆	★	☆	★	☆	☆	4.03	0.95	2.50	1.67	0.08
	4.0	1	266RG-22V381A0403E	☆	★	☆	★	☆	★	☆	★	☆	★	☆	☆	4.02	0.95	2.60	1.72	0.13
	4.0	1	266RG-22V501A0402E	☆	★	☆	★	☆	★	☆	★	☆	★	☆	☆	4.36	0.62	2.80	0.98	0.08
	4.0	1	266RG-22V501A0403E	☆	★	☆	★	☆	★	☆	★	☆	★	☆	☆	4.35	0.62	2.80	1.08	0.13
27	5.0	1	266RG-27V401A0503E		★		★		★		★		★		☆	3.48	0.50	2.50	1.92	0.13
	4.0	1	266RG-27V381A0402E		★		★		★		★		★		☆	4.03	0.95	2.60	2.41	0.08
	4.0	1	266RG-27V381A0403E		★		★		★		★		★		☆	4.02	0.95	2.70	2.41	0.13
	4.0	1	266RG-27V501A0402E		★		★		★		★		★		☆	4.36	0.62	2.80	1.92	0.08
	4.0	1	266RG-27V501A0403E		★		★		★		★		★		☆	4.35	0.62	2.90	1.92	0.13

Inwendige rechtse draad

	TPI	NT	Bestelcode	P 1020	P 1125	M 1020	M 1125	K 1020	K 1125	N 1020	N 1125	S 1020	S 1125	H 1020	H 1125	Afmetingen, mm HA	HB	PDX	PDY	TG
22	5.0	1	266RL-22V401A0503E	☆	★	☆	★	☆	★	☆	★	☆	★	☆	☆	3.48	0.50	2.50	1.35	0.13
	4.0	1	266RL-22V381A0402E	☆	★	☆	★	☆	★	☆	★	☆	★	☆	☆	4.03	0.95	2.60	1.74	0.08
	4.0	1	266RL-22V381A0403E	☆	★	☆	★	☆	★	☆	★	☆	★	☆	☆	4.02	0.95	2.60	1.74	0.13
	4.0	1	266RL-22V501A0402E	☆	★	☆	★	☆	★	☆	★	☆	★	☆	☆	4.36	0.62	2.80	1.06	0.08
	4.0	1	266RL-22V501A0403E	☆	★	☆	★	☆	★	☆	★	☆	★	☆	☆	4.35	0.62	2.90	1.16	0.13
27	5.0	1	266RL-27V401A0503E		★		★		★		★		★		☆	3.48	0.50	2.50	1.92	0.13
	4.0	1	266RL-27V381A0402E		★		★		★		★		★		☆	4.03	0.95	2.60	2.41	0.08
	4.0	1	266RL-27V381A0403E		★		★		★		★		★		☆	4.02	0.95	2.70	2.41	0.13
	4.0	1	266RL-27V501A0402E		★		★		★		★		★		☆	4.36	0.62	2.80	1.92	0.08
	4.0	1	266RL-27V501A0403E		★		★		★		★		★		☆	4.35	0.62	2.90	1.92	0.13

R = Rechts, L = Links

C30 C39 C73 C83 H36 H35 H26

CoroThread® 266 wisselplaat voor draadsnijden

API Rond 60° Volprofiel



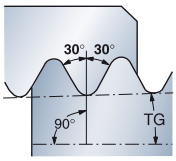

STDNO

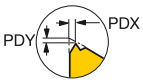

API SPEC. 5B

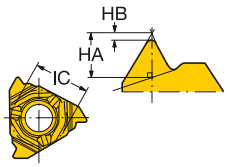

Uitwendige rechtse draad

	TPI	NT	Bestelcode	P 1020	P 1125	M 1020	M 1125	K 1020	K 1125	N 1020	N 1125	S 1020	S 1125	H 1020	H 1125	Afmetingen, mm HA	HB	PDX	PDY	TG
16	10.0	1	266RG-16RD01A100E		★		★		★		★		★		☆	1.76	0.36	1.30	1.35	0.03
	10.0	1	266RG-16RD01C100M		★		★		★		★		★		☆	1.76	0.36	1.30	1.35	0.03
	8.0	1	266RG-16RD01A080E		★		★		★		★		★		☆	2.23	0.43	1.50	1.35	0.03
	8.0	1	266RG-16RD01C080M		★		★		★		★		★		☆	2.23	0.43	1.50	1.35	0.03
22	10.0	1	266RG-22RD01A100E	☆	★	☆	★	☆	★	☆	★	☆	★	☆	☆	1.76	0.36	2.00	1.67	0.03
	8.0	1	266RG-22RD01A080E	☆	★	☆	★	☆	★	☆	★	☆	★	☆	☆	2.23	0.43	2.00	1.67	0.03

Inwendige rechtse draad

	TPI	NT	Bestelcode	P 1020	P 1125	P 1135	M 1020	M 1125	M 1135	K 1020	K 1125	K 1135	N 1020	N 1125	N 1135	S 1020	S 1125	S 1135	H 1020	H 1125	H 1135	Afmetingen, mm HA	HB	PDX	PDY	TG
16	10.0	1	266RL-16RD01A100E		★			★			★			★			★			☆		1.76	0.36	1.30	1.30	0.03
	10.0	1	266RL-16RD01C100M			★			★			★			★			★			☆	1.76	0.36	1.30	1.30	0.03
	8.0	1	266RL-16RD01A080E		★			★			★			★			★			☆		2.24	0.43	1.50	1.30	0.03
	8.0	1	266RL-16RD01C080M			★			★			★			★			★			☆	2.24	0.43	1.50	1.30	0.03
22	10.0	1	266RL-22RD01A100E	☆	★		☆	★		☆	★		☆	★		☆	★		☆	☆		1.76	0.36	2.00	1.64	0.03
	8.0	1	266RL-22RD01A080E	☆	★		☆	★		☆	★		☆	★		☆	★		☆	☆		2.24	0.43	2.00	1.64	0.03

R = rechts

C30 C39 C73 C83 H36 H35 H26

CoroThread® 266 wisselplaat voor draadsnijden

API Volprofiel Voor casing en tubing



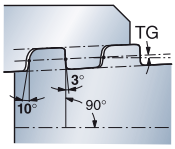

STDNO

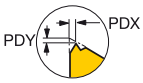

API SPEC. 5B

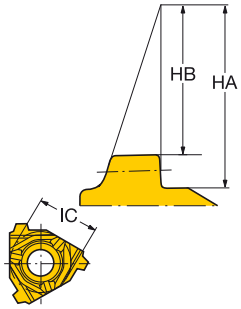

Uitwendige rechtse draad

	TPI	NT	Bestelcode	P 1020	P 1125	M 1020	M 1125	K 1020	K 1125	N 1020	N 1125	S 1020	S 1125	H 1020	H 1125	Afmetingen, mm HA	HB	PDX	PDY	TG
22	5.0	1	266RG-22BU01A0501E	☆	★	☆	★	☆	★	☆	★	☆	★	☆	☆	12.06	10.60	2.50	1.97	0.04
	5.0	1	266RG-22BU01A050E	☆	★	☆	★	☆	★	☆	★	☆	★	☆	☆	12.05	10.47	2.50	1.97	0.03

Inwendige rechtse draad

	TPI	NT	Bestelcode	P 1020	P 1125	M 1020	M 1125	K 1020	K 1125	N 1020	N 1125	S 1020	S 1125	H 1020	H 1125	Afmetingen, mm HA	HB	PDX	PDY	TG
22	5.0	1	266RL-22BU01A0501E	☆	★	☆	★	☆	★	☆	★	☆	★	☆	☆	12.04	10.62	2.21	1.93	0.04
	5.0	1	266RL-22BU01A050E	☆	★	☆	★	☆	★	☆	★	☆	★	☆	☆	12.18	10.60	2.31	1.93	0.03

R = rechts

C30 C39 C73 C83 H36 H35 H26

CoroThread® 266 snij-unit voor draadsnijden

Schroefbevestiging

Coromant Capto® - Precisie koelmiddeltoevoer



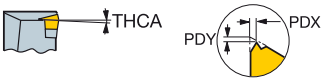

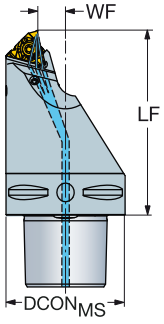



266 R/LG

					Afmetingen, mm							
		CZC_{MS}	CNSC	**Bestelnummer**	$DCON_{MS}$	LF	WF	THCA	BAR	NM	KG	MIID
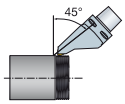	16	C6	3	**C6-266RS18100-16HP**	63.0	100.0	18.0	1°	80	3.5	2.00	266.RG-16..
	22	C6	3	**C6-266RS16100-22HP**	63.0	100.0	16.0	1°	80	5.0	1.94	266.RG-22..

Voor PDX/PDY waarden - zie wisselplaatpagina.

R = rechts

Voor toevoeraanbevelingen, zie pagina C77

Hellingshoek (THCA) met verschillende onderlegplaten: zie pagina C75

Let op:

In een multi-task machine moet het gereedschap 45 graden hellen, anders kan de gereedschapshouder, B-as, in aanraking komen met de klauwplaat.

		Reserve onderdelen			
	CZC_{MS}	Schroef	Onderlegplaat	Onderlegplaat schroef	Spuitmond
16	C6	5513 020-13	5322 389-11	5512 032-05	5691 026-13
22	C6	5513 020-26	5322 379-11	5512 032-04	5691 026-13

Ga voor de complete lijst van reserveonderdelen naar www.sandvik.coromant.com

C2 F2 E1 G1 H36 H27 H5

CoroThread® 266 snij-unit voor draadsnijden

Schroefbevestiging

Coromant Capto® - inwendige koelmiddeltoevoer





Cx-266R/LFG

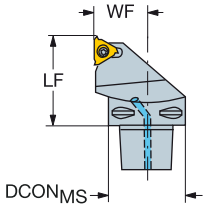

Cx-266R/LFGZ

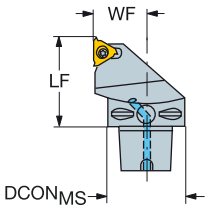



266 R/LG

					Afmetingen, mm							
		CZC$_{MS}$	CNSC	Bestelnummer	DCON$_{MS}$	LF	WF	THCA	BAR	NM	KG	MIID
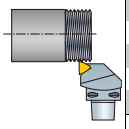	16	C3	3	C3-266R/LFG-22040-16	32.0	40.0	22.0	1°	10	3.0	0.23	266.LG-16..
		C4	3	C4-266R/LFG-27050-16	40.0	50.0	27.0	1°	10	3.0	0.46	266.LG-16..
		C5	3	C5-266R/LFG-35060-16	50.0	60.0	35.0	1°	10	3.0	0.77	266.LG-16..
		C6	3	C6-266R/LFG-45065-16	63.0	65.0	45.0	1°	10	3.0	1.29	266.LG-16..
		C8	3	C8-266R/LFG-55080-16	80.0	80.0	55.0	1°	10	3.0	2.51	266.LG-16..
	22	C3	3	C3-266RFG-22040-22	32.0	40.0	22.0	1°	10	5.0	0.23	266.RG-22..
		C4	3	C4-266R/LFG-27050-22	40.0	50.0	27.0	1°	10	5.0	0.42	266.LG-22..
		C5	3	C5-266R/LFG-35060-22	50.0	60.0	35.0	1°	10	5.0	0.77	266.LG-22..
		C6	3	C6-266R/LFG-45065-22	63.0	65.0	45.0	1°	10	5.0	1.31	266.LG-22..
		C8	3	C8-266R/LFG-55080-22	80.0	80.0	55.0	1°	10	5.0	2.54	266.LG-22..
	27	C6	3	C6-266R/LFG-45065-27	63.0	65.0	45.0	1°	10	7.5	1.31	266.LG-27..

					Afmetingen, mm							
		CZC$_{MS}$	CNSC	Bestelnummer	DCON$_{MS}$	LF	WF	THCA	BAR	NM	KG	MIID
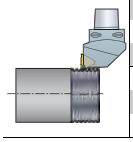	16	C4	3	C4-266RFGZ27050-16	40.0	50.0	27.0	1°	10	3.0	0.42	266.RG-16..
		C5	3	C5-266RFGZ35060-16	50.0	60.0	35.0	1°	10	3.0	0.77	266.RG-16..
		C6	3	C6-266RFGZ45065-16	63.0	65.0	45.0	1°	10	3.0	1.30	266.RG-16..
	22	C4	3	C4-266RFGZ27050-22	40.0	50.0	27.0	1°	10	5.0	0.42	266.RG-22..
		C5	3	C5-266RFGZ35060-22	50.0	60.0	35.0	1°	10	5.0	0.77	266.RG-22..
		C6	3	C6-266RFGZ45065-22	63.0	65.0	45.0	1°	10	5.0	1.32	266.RG-22..

Voor PDX/PDY waarden - zie wisselplaatpagina.

R = Rechts, L = Links

Voor toevoeraanbevelingen, zie pagina C77

Hellingshoek (THCA) met verschillende onderlegplaten: zie pagina C75

	Reserve onderdelen				
Bestelnummer	Wisselplaat-schroef	Linker onderlegplaat	Rechter onderlegplaat	Onderlegplaat schroef	Spuitmond
C3-266R/LFG-22040-16	5513 020-13	5322 390-11	5322 389-11	5512 032-05	5691 034-01
C4-266R/LFG-27050-16	5513 020-13	5322 390-11	5322 389-11	5512 032-05	5691 034-01
C4-266RFGZ27050-16	5513 020-13		5322 389-11	5512 032-05	5691 034-01
C5-266R/LFG-35060-16	5513 020-13	5322 390-11	5322 389-11	5512 032-05	5691 034-02
C5-266RFGZ35060-16	5513 020-13		5322 389-11	5512 032-05	5691 034-02
C6-266R/LFG-45065-16	5513 020-13	5322 390-11	5322 389-11	5512 032-05	5691 034-02
C6-266RFGZ45065-16	5513 020-13		5322 389-11	5512 032-05	5691 034-02
C8-266R/LFG-55080-16	5513 020-13	5322 390-11	5322 389-11	5512 032-05	5691 034-03
C3-266R/LFG-22040-22	5513 020-26		5322 379-11	5512 032-04	5691 034-01
C4-266R/LFG-27050-22	5513 020-26	5322 380-11	5322 379-11	5512 032-04	5691 034-01
C4-266R/LFGZ27050-22	5513 020-26		5322 379-11	5512 032-04	5691 034-01
C5-266R/LFG-35060-22	5513 020-26	5322 380-11	5322 379-11	5512 032-04	5691 034-02
C5-266R/LFGZ35060-22	5513 020-26		5322 379-11	5512 032-04	5691 034-02
C6-266R/LFG-45065-22	5513 020-26	5322 380-11	5322 379-11	5512 032-04	5691 034-02
C6-266R/LFGZ45065-22	5513 020-26		5322 379-11	5512 032-04	5691 034-02
C8-266R/LFG-55080-22	5513 020-26	5322 380-11	5322 379-11	5512 032-04	5691 034-03
C6-266R/LFG-45065-27	5513 020-66	5322 388-11	5322 387-11	5512 032-03	5691 034-02

Ga voor de complete lijst van reserveonderdelen naar www.sandvik.coromant.com

C2 F2 E1 G1 H36 H27 H5

CoroThread® 266 snij-unit voor draadsnijden

Schroefbevestiging

Coromant Capto® - Precisie koelmiddeltoevoer



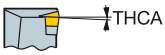

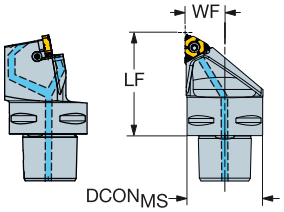



266 R/LG

	CZC$_{MS}$	CNSC	Bestelnummer	Afmetingen, mm DCON$_{MS}$	LF	WF	THCA	BAR	NM	KG	MIID
16	C3	3	**C3-266-R/LFA17047-16C**	32.0	47.0	17.0	1°	150	3.0	0.24	266.LG-16..
	C4	3	**C4-266-R/LFA21055-16C**	40.0	55.0	21.0	1°	150	3.0	0.42	266.LG-16..
	C5	3	**C5-266-R/LFA26065-16C**	50.0	65.0	26.0	1°	150	3.0	0.77	266.LG-16..
	C6	3	**C6-266-R/LFA33075-16C**	63.0	75.0	33.0	1°	150	3.0	1.34	266.LG-16..

Hellingshoek (THCA) met verschillende onderlegplaten: zie pagina C75

R = Rechts, L = Links

Reserve onderdelen

Wisselplaat-schroef	Linker onderlegplaat	Rechter onderlegplaat	Onderlegplaat schroef	Spuitmond	Plug	Koelmiddelplug
5513 020-13	5322 392-11	5322 391-11	5512 032-05	5691 026-13	3214 013-02	5512 104-01

Ga voor de complete lijst van reserveonderdelen naar www.sandvik.coromant.com

F2 H36 H5

CoroThread® 266 snij-unit voor draadsnijden

Schroefbevestiging

Coromant Capto® - inwendige koelmiddeltoevoer





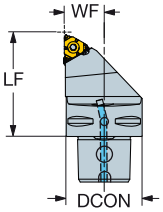



266 R/LG

				Afmetingen, mm							
		CZC_{MS}	CNSC	**Bestelnummer**	$DCON_{MS}$	LF	WF	THCA	BAR	NM	KG	MIID
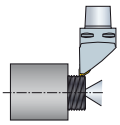	16	C3	3	**C3-266RFAZ17039-16**	32.0	39.0	17.0	1°	10	3.0	0.21	266.RG-16..
		C4	3	**C4-266RFAZ21055-16**	40.0	55.0	21.0	1°	10	3.0	0.42	266.RG-16..
		C5	3	**C5-266RFAZ26065-16**	50.0	65.0	26.0	1°	10	3.0	0.76	266.RG-16..
		C6	3	**C6-266RFAZ33075-16**	63.0	75.0	33.0	1°	10	3.0	1.34	266.RG-16..

Voor PDX/PDY waarden - zie wisselplaatpagina.

R = Rechts, L = Links

Voor toevoeraanbevelingen, zie pagina C77

Hellingshoek (THCA) met verschillende onderlegplaten: zie pagina C75

		Reserve onderdelen			
	CZC_{MS}	Schroef	Rechter onderlegplaat	Onderlegplaat schroef	Spuitmond
16	C3-C4	5513 020-13	5322 391-11	5512 032-05	5691 034-01
16	C5-C6	5513 020-13	5322 391-11	5512 032-05	5691 034-02

Ga voor de complete lijst van reserveonderdelen naar www.sandvik.coromant.com

C2 F2 E1 G1 H36 H27 H5

CoroThread® 266 schachtgereedschap voor draadsnijden

Schroefbevestiging



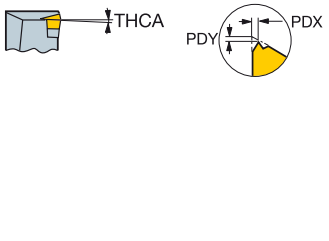



266 R/LG

		CZC$_{MS}$	OHX	Bestelnummer	Afmetingen, mm B	H	LF	WF	HF	THCA	NM	KG	MIID
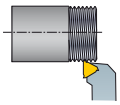	16	16 x 16	21.4	**266R/LFG-1616-16**	16.0	16.0	100.0	20.0	16.0	1°	3.0	0.23	266.LG-16..
		20 x 20	21.6	**266R/LFG-2020-16**	20.0	20.0	125.0	25.0	20.0	1°	3.0	0.42	266.LG-16..
		25 x 25	22.2	**266R/LFG-2525-16**	25.0	25.0	150.0	32.0	25.0	1°	3.0	0.76	266.LG-16..
		32 x 25	22.2	**266R/LFG-3225-16**	25.0	32.0	150.0	32.0	32.0	1°	3.0	1.08	266.LG-16..
	22	25 x 25	33.3	**266R/LFG-2525-22**	25.0	25.0	150.0	32.0	25.0	1°	5.0	0.76	266.LG-22..
		32 x 32	34.3	**266R/LFG-3232-22**	32.0	32.0	170.0	40.0	32.0	1°	5.0	1.37	266.LG-22..
		40 x 40	29.7	**266R/LFG-4040-22**	40.0	40.0	250.0	50.0	40.0	1°	5.0	3.14	266.LG-22..
	27	32 x 32	39.0	**266R/LFG-3232-27**	32.0	32.0	170.0	40.0	32.0	1°	7.5	1.40	266.LG-27..
		40 x 40	34.6	**266RFG-4040-27**	40.0	40.0	250.0	50.0	40.0	1°	7.5	3.15	266.RG-27..

Voor PDX/PDY waarden - zie wisselplaatpagina.

R = Rechts, L = Links

Voor toevoeraanbevelingen, zie pagina C77

Hellingshoek (THCA) met verschillende onderlegplaten: zie pagina C75

		Reserve onderdelen			
	CZC$_{MS}$	Schroef	Linker onderlegplaat	Rechter onderlegplaat	Onderlegplaat schroef
16	16 x 16-32 x 25	5513 020-13	5322 390-11	5322 389-11	5512 032-05
22	25 x 25-40 x 40	5513 020-26	5322 380-11	5322 379-11	5512 032-04
27	32 x 32	5513 020-66	5322 388-11	5322 387-11	5512 032-03
27	40 x 40	5513 020-66		5322 387-11	5512 032-03

Ga voor de complete lijst van reserveonderdelen naar www.sandvik.coromant.com


C2


F2


E1



H36



H26

SANDVIK Coromant

CoroThread® 266 schachtgereedschap voor draadsnijden

Klemschroef ontwerp



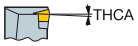

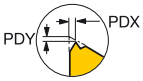

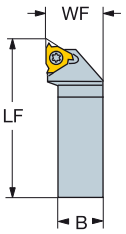

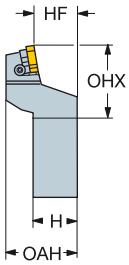



266 R/LG

		CZC$_{MS}$	OHX	Bestelnummer	Afmetingen, mm B	H	LF	WF	HF	OAH	THCA	NM	KG	MIID
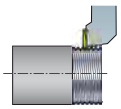	16	25 x 25	22.2	**266R/LFGZ2525-16**	25.0	25.0	150.0	32.0	25.0	44.0	1°	3.0	0.74	266.LG-16..
		32 x 25	22.2	**266RFGZ3225-16**	25.0	32.0	170.0	32.0	32.0	48.0	1°	3.0	1.05	266.RG-16..
	22	25 x 25	33.3	**266R/LFGZ2525-22**	25.0	25.0	150.0	32.0	25.0	46.0	1°	5.0	0.80	266.LG-22..
		32 x 32	34.3	**266RFGZ3232-22**	32.0	32.0	170.0	40.0	32.0	52.0	1°	5.0	1.34	266.RG-22..

Z = Voor montage ondersteboven

R = Rechts, L = Links

Voor PDX/PDY waarden - zie wisselplaatpagina.

Voor toevoeraanbevelingen, zie pagina C77

Hellingshoek (THCA) met verschillende onderlegplaten: zie pagina C75

		Reserve onderdelen			
	CZC$_{MS}$	Schroef	Linker onderlegplaat	Rechter onderlegplaat	Onderlegplaat schroef
16	25 x 25	5513 020-13	5322 390-11	5322 389-11	5512 032-05
16	32 x 25	5513 020-13		5322 389-11	5512 032-05
22	25 x 25	5513 020-26	5322 380-11	5322 379-11	5512 032-04
22	32 x 32	5513 020-26		5322 379-11	5512 032-04

Ga voor de complete lijst van reserveonderdelen naar www.sandvik.coromant.com


C2


F2


E1



H36



H26

CoroThread® 266 schachtgereedschap voor draadsnijden

Schroefbevestiging



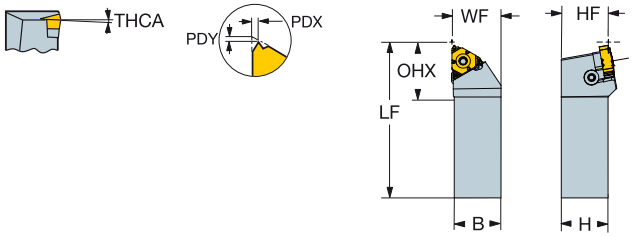



266 R/LG

		CZC_{MS}	OHX	Bestelnummer	Afmetingen, mm B	H	LF	WF	HF	THCA	NM	KG	MIID
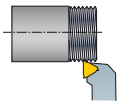	16	12 x 12	23.4	**266R/LFA-1212-16**	12.0	12.0	80.0	12.5	12.0	1°	3.0	0.13	266.LG-16..
		16 x 16	21.4	**266R/LFA-1616-16**	16.0	16.0	100.0	16.5	16.0	1°	3.0	0.21	266.LG-16..
		20 x 20	21.6	**266R/LFA-2020-16**	20.0	20.0	125.0	20.5	20.0	1°	3.0	0.40	266.LG-16..
		25 x 25	22.2	**266R/LFA-2525-16**	25.0	25.0	150.0	25.5	25.0	1°	3.0	0.73	266.LG-16..

Voor draadsnijden dichtbij achterkop

R = Rechts, L = Links

Voor PDX/PDY waarden - zie wisselplaatpagina.

Voor toevoeraanbevelingen, zie pagina C77

Hellingshoek (THCA) met verschillende onderlegplaten: zie pagina C75

Reserve onderdelen			
Schroef	Linker onderlegplaat	Rechter onderlegplaat	Onderlegplaat schroef
5513 020-13	5322 392-11	5322 391-11	5512 032-05

Ga voor de complete lijst van reserveonderdelen naar www.sandvik.coromant.com


C2


F2


E1



H36



H26

SANDVIK Coromant

CoroThread® 266 QS schachtgereedschap voor draadsnijden

Schroefbevestiging





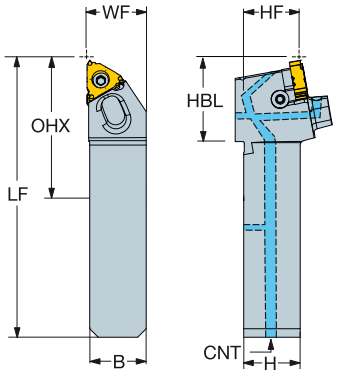



266 R/LG

	CZC$_{MS}$	OHX	CNSC	Bestelnummer	Afmetingen, mm B	H	HBL	LF	WF	HF	THCA	CNT	BAR	NM	KG	MIID
16	20 x 20	50.0	3	**QS-266-R/LFA2020-16C**	20.0	20.0	30.0	99.0	20.9	20.0	1°	G 1/8-28	150	3.0	0.27	266.LG-16..
	25 x 25	55.0	3	**QS-266-R/LFA2525-16C**	25.0	25.0	30.0	114.0	25.9	25.0	1°	G 1/8-28	150	3.0	0.48	266.LG-16..
22	25 x 25	60.0	3	**QS-266-R/LFA2525-22C**	25.0	25.0	35.0	119.0	25.9	25.0	1°	G 1/8-28	150	5.0	0.51	266.LG-22..

Voor PDX/PDY waarden - zie wisselplaatpagina.

R = Rechts, L = Links

Voor toevoeraanbevelingen, zie pagina C77

Hellingshoek (THCA) met verschillende onderlegplaten: zie pagina C75

		Reserve onderdelen						
	CZC$_{MS}$	Wisselplaat-schroef	Linker onderlegplaat	Rechter onderlegplaat	Onderlegplaat schroef	Spuitmond	Plug	Plug
16	20 x 20-25 x 25	5513 020-13	5322 392-11	5322 391-11	5512 032-05	5691 026-13	3214 013-02	3214 013-03
22	25 x 25	5513 020-26	5322 394-11	5322 393-11	5512 032-04	5691 026-13	3214 013-02	3214 013-03

		Reserve onderdelen
	Plug	Plug
16	3214 013-01	3214 012-01
22	3214 013-01	3214 012-01

Ga voor de complete lijst van reserveonderdelen naar www.sandvik.coromant.com

C2 F2 E1 H36 H26

CoroThread® 266 kop voor draadsnijden

Schroefbevestiging

CoroTurn® SL inwendige koelmiddeltoevoer



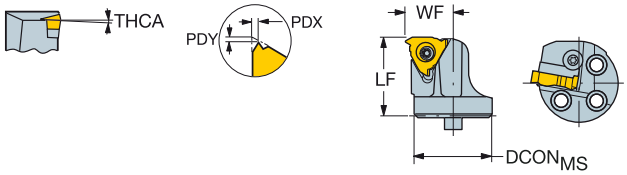



266 R/LG

		CZC$_{MS}$	CNSC	Bestelnummer	Afmetingen, mm DCON$_{MS}$	LF	WF	THCA	BAR	NM	KG	MIID
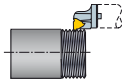	16	20	0	SL-266R/LFG-202514-16	20.0	25.0	14.0	1°		3.0	0.06	266.RG-16..
		25	1	SL-266R/LFG-252517-16	25.0	25.0	17.0	1°	10	3.0	0.08	266.RG-16..
		32	1	SL-266R/LFG-323222-16	32.0	32.0	22.0	1°	10	3.0	0.14	266.RG-16..
		40	1	SL-266R/LFG-403227-16	40.0	32.0	27.0	1°	10	3.0	0.21	266.RG-16..

Bij gebruik van een uitwendige CoroThread 266 SL snijkop, gebruikt een rechtse snijkop een linkse uitwendige wisselplaat en een linkse snijkop een rechtse uitwendige wisselplaat.

R = Rechts, L = Links

Voor PDX/PDY waarden - zie wisselplaatpagina.

Voor toevoeraanbevelingen, zie pagina C77

Hellingshoek (THCA) met verschillende onderlegplaten: zie pagina C75

Ga voor de complete lijst van reserveonderdelen naar www.sandvik.coromant.com

C2 F2 H36 H26 H5 H2

CoroThread® 266 snij-unit voor draadsnijden

Schroefbevestiging

Coromant Capto® - inwendige koelmiddeltoevoer



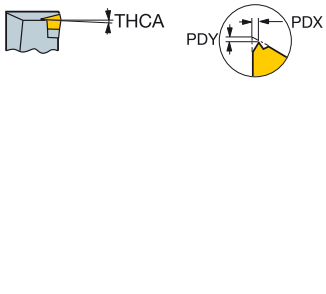



266 R/LL

							Afmetingen, mm									
			CZC_{MS}	$DMIN_1$	LU	CNSC	Bestelnummer	$DCON_{MS}$	BD	LF	WF	THCA	BAR	NM	KG	MIID
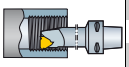	16	C3	25.0	44.0	3		**C3-266R/LKF-14060-16**	32.0	20.0	60.0	14.0	1°	10	3.0	0.24	266.LL-16..
		C4	20.0	37.0	3		**C4-266R/LKF-12060-16**	40.0	16.0	60.0	12.0	2°	10	3.0	0.35	266.LL-16..
		C4	25.0	38.0	3		**C4-266R/LKF-14060-16**	40.0	20.0	60.0	14.0	1°	10	3.0	0.38	266.LL-16..
		C4	32.0	48.0	3		**C4-266R/LKF-17070-16**	40.0	25.0	70.0	17.0	1°	10	3.0	0.45	266.LL-16..
		C4	40.0	69.0	3		**C4-266RKF-22090-16**	40.0	32.0	90.0	22.0	1°	10	3.0	0.67	266.RL-16..
		C5	25.0	36.0	3		**C5-266R/LKF-14060-16**	50.0	20.0	60.0	14.0	1°	10	3.0	0.57	266.LL-16..
		C5	32.0	47.0	3		**C5-266R/LKF-17070-16**	50.0	25.0	70.0	17.0	1°	10	3.0	0.64	266.LL-16..
		C5	40.0	68.0	3		**C5-266R/LKF-22090-16**	50.0	32.0	90.0	22.0	1°	10	3.0	0.86	266.LL-16..
		C5	50.0	84.0	3		**C5-266R/LKF-27105-16**	50.0	40.0	105.0	27.0	1°	10	3.0	1.21	266.LL-16..
		C5	20.0	35.0	3		**C5-266RKF-12060-16**	50.0	16.0	60.0	12.0	2°	10	3.0	0.54	266.RL-16..
		C6	25.0	42.0	3		**C6-266R/LKF-14070-16**	63.0	20.0	70.0	14.0	1°	10	3.0	0.96	266.LL-16..
		C6	32.0	48.0	3		**C6-266R/LKF-17075-16**	63.0	25.0	75.0	17.0	1°	10	3.0	1.02	266.LL-16..
		C6	40.0	64.0	3		**C6-266R/LKF-22090-16**	63.0	32.0	90.0	22.0	1°	10	3.0	1.24	266.LL-16..
		C6	50.0	80.0	3		**C6-266R/LKF-27105-16**	63.0	40.0	105.0	27.0	1°	10	3.0	1.56	266.LL-16..
	22	C4	25.0	42.0	3		**C4-266RKF-15065-22**	40.0	20.0	65.0	15.0	2°	10	5.0	0.37	266.RL-22..
		C4	32.0	48.0	3		**C4-266RKF-19070-22**	40.0	25.0	70.0	19.0	1°	10	5.0	0.44	266.RL-22..
		C4	40.0	69.0	3		**C4-266RKF-22090-22**	40.0	32.0	90.0	22.0	1°	10	5.0	0.65	266.RL-22..
		C4	50.0	60.0	3		**C4-266RKF-27080-22**	40.0	39.5	80.0	27.0	1°	10	5.0	0.75	266.RL-22..
		C5	50.0	84.0	3		**C5-266R/LKF-27105-22**	50.0	40.0	105.0	26.9	1°	10	5.0	1.19	266.LL-22..
		C5	25.0	41.0	3		**C5-266RKF-15065-22**	50.0	20.0	65.0	15.0	2°	10	5.0	0.57	266.RL-22..
		C5	32.0	47.0	3		**C5-266RKF-19070-22**	50.0	25.0	70.0	19.0	1°	10	5.0	0.63	266.RL-22..
		C5	40.0	68.0	3		**C5-266RKF-22090-22**	50.0	32.0	90.0	22.0	1°	10	5.0	0.84	266.RL-22..
		C6	50.0	80.0	3		**C6-266R/LKF-27105-22**	63.0	40.0	105.0	26.9	1°	10	5.0	1.53	266.LL-22..
		C6	32.0	48.0	3		**C6-266RKF-19075-22**	63.0	25.0	75.0	19.0	1°	10	5.0	1.01	266.RL-22..
		C6	40.0	64.0	3		**C6-266RKF-22090-22**	63.0	32.0	90.0	22.0	1°	10	5.0	1.21	266.RL-22..

Voor PDX/PDY waarden - zie wisselplaatpagina.

R = Rechts, L = Links

Voor toevoeraanbevelingen, zie pagina C77

Hellingshoek (THCA) met verschillende onderlegplaten: zie pagina C75

	Reserve onderdelen				
Bestelnummer	Wisselplaat-schroef	Linker onderlegplaat	Rechter onderlegplaat	Onderlegplaat schroef	Spuitmond
C3, C4 -266R/LKF-14060-16	5513 020-13	5322 389-11	5322 390-11	5512 032-05	5691 034-01
C4-266R/LKF-12060-16	5513 020-02				5691 034-01
C4-266RKF-22090-16	5513 020-13		5322 390-11	5512 032-05	5691 034-01
C4-266R/LKF-17070-16	5513 020-13	5322 389-11	5322 390-11	5512 032-05	5691 034-01
C5-266R/LKF-12060-16	5513 020-02				5691 034-02
C5, C6 -266R/LKF-14060-16	5513 020-13	5322 389-11	5322 390-11	5512 032-05	5691 034-02
C5, C6 -266R/LKF-17070-16	5513 020-13	5322 389-11	5322 390-11	5512 032-05	5691 034-02
C5, C6 -266R/LKF-22090-16	5513 020-13	5322 389-11	5322 390-11	5512 032-05	5691 034-02
C5, C6 -266R/LKF-27105-16	5513 020-13	5322 389-11	5322 390-11	5512 032-05	5691 034-02
C4-266R/LKF-15065-22	5513 020-07				5691 034-01
C4-266RKF-19070-22	5513 020-26		5322 380-11	5512 032-04	5691 034-01
C4-266RKF-22090-22	5513 020-26		5322 380-11	5512 032-04	5691 034-01
C4-266RKF-27080 -22	5513 020-26		5322 380-11	5512 032-04	5691 034-01
C5-266R/LKF-15065-22	5513 020-07				5691 034-02
C5, C6 -266R/LKF-27105-22	5513 020-26	5322 379-11	5322 380-11	5512 032-04	5691 034-02
C5, C6 -266RKF-19070-22	5513 020-26		5322 380-11	5512 032-04	5691 034-02
C5, C6 -266RKF-22090-22	5513 020-26		5322 380-11	5512 032-04	5691 034-02

Ga voor de complete lijst van reserveonderdelen naar www.sandvik.coromant.com

C2 F2 E1 G1 H36 H27 H5

CoroThread® 266 boorbaar voor draadsnijden

Schroefbevestiging

Cilindrisch met groef voor EasyFix-bus - interne koelmiddeltoevoer



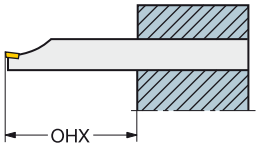

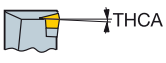

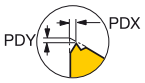

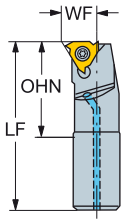

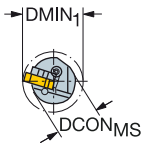



266 R/LL

		CZC_{MS}	$DMIN_1$	LU	OHX	OHN	CNSC	Bestelnummer	$DCON_{MS}$	BD	LF	WF	THCA	BAR	NM	KG	MIID
	16	16	20.0	48.0	48.0	27.0	1	**266R/LKF-16-16-R**	16.0	16.0	125.0	12.0	2°	10	3.0	0.20	266.LL-16..
		20	25.0	60.0	60.0	28.7	1	**266R/LKF-20-16-R**	20.0	20.0	140.0	14.0	1°	10	3.0	0.34	266.LL-16..
		25	32.0	75.0	75.0	28.8	1	**266R/LKF-25-16-R**	25.0	25.0	180.0	17.0	1°	10	3.0	0.65	266.LL-16..
	22	20	25.0	60.0	60.0	34.2	1	**266R/LKF-20-22-R**	20.0	20.0	140.0	15.0	2°	10	5.0	0.32	266.LL-22..
		25	32.0	75.0	75.0	34.6	1	**266R/LKF-25-22-R**	25.0	25.0	180.0	19.0	1°	10	5.0	0.65	266.LL-22..
	16	16	20.0	96.0	96.0	33.2	1	**266R/LKF-16-16-RE**	16.0	16.0	200.0	12.0	2°	10	3.0	0.53	266.LL-16..

E = Met hardmetaal versterkte boorbaar

R = Rechts, L = Links

Voor PDX/PDY waarden - zie wisselplaatpagina.

Voor toevoeraanbevelingen, zie pagina C77

Hellingshoek (THCA) met verschillende onderlegplaten: zie pagina C75

		Reserve onderdelen			
	CZC_{MS}	Schroef	Linker onderlegplaat	Rechter onderlegplaat	Onderlegplaat schroef
16	16	5513 020-02			
16	20-25	5513 020-13	5322 389-11	5322 390-11	5512 032-05
22	20	5513 020-07			
22	25	5513 020-26	5322 379-11	5322 380-11	5512 032-04

Ga voor de complete lijst van reserveonderdelen naar www.sandvik.coromant.com

C2 F2 G1 H36 H27 H5

CoroThread® 266 boorbaar voor draadsnijden

Schroefbevestiging

Cilindrisch met platte vlakken - interne koelmiddeltoevoer



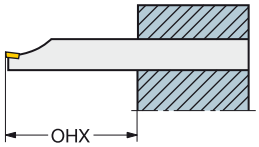

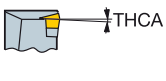

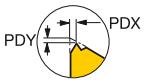

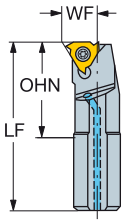

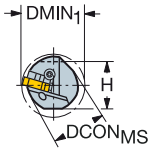



266 R/LL

		CZC$_{MS}$	DMIN$_1$	LU	OHX	OHN	CNSC	Bestelnummer	Afmetingen, mm DCON$_{MS}$	H	BD	LF	WF	THCA	BAR	NM	KG	MIID
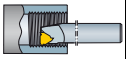	16	16	20.0	48.0	48.0	27.0	1	**266R/LKF-16-16**	16.0	15.0	16.0	200.0	12.0	2°	10	3.0	0.30	266.LL-16..
		20	25.0	60.0	60.0	29.0	1	**266R/LKF-20-16**	20.0	18.0	20.0	250.0	14.0	1°	10	3.0	0.60	266.LL-16..
		25	32.0	75.0	75.0	29.0	1	**266R/LKF-25-16**	25.0	23.0	25.0	300.0	17.0	1°	10	3.0	0.97	266.LL-16..
		32	40.0	96.0	96.0	30.9	1	**266R/LKF-32-16**	32.0	30.0	32.0	250.0	22.0	1°	10	3.0	1.43	266.LL-16..
		40	50.0	120.0	120.0	31.5	1	**266R/LKF-40-16**	40.0	37.0		300.0	27.0	1°	10	3.0	2.59	266.LL-16..
		50	63.0	150.0	150.0	40.2	1	**266R/LKF-50-16**	50.0	49.0	50.0	350.0	35.0	1°	10	3.0	5.05	266.LL-16..
	22	20	25.0	60.0	60.0	35.0	1	**266R/LKF-20-22**	20.0	18.0	20.0	250.0	15.0	2°	10	5.0	0.54	266.LL-22..
		25	32.0	75.0	75.0	34.6	1	**266R/LKF-25-22**	25.0	23.0	25.0	300.0	19.0	1°	10	5.0	0.96	266.LL-22..
		32	40.0	96.0	96.0	37.7	1	**266R/LKF-32-22**	32.0	30.0	32.0	250.0	21.9	1°	10	5.0	1.43	266.LL-22..
		40	50.0	120.0	120.0	38.2	1	**266R/LKF-40-22**	40.0	37.0	40.0	300.0	26.9	1°	10	5.0	2.59	266.LL-22..
		50	63.0	150.0	150.0	45.7	1	**266R/LKF-50-22**	50.0	47.0	50.0	350.0	34.9	1°	10	5.0	5.26	266.LL-22..
	27	40	50.0	120.0	120.0	47.2	1	**266R/LKF-40-27**	40.0	37.0	40.0	300.0	26.9	1°	10	7.5	2.55	266.LL-27..

Voor PDX/PDY waarden - zie wisselplaatpagina.

R = Rechts, L = Links

Voor toevoeraanbevelingen, zie pagina C77

Hellingshoek (THCA) met verschillende onderlegplaten: zie pagina C75

	Reserve onderdelen			
CZC$_{MS}$	Schroef	Linker onderlegplaat	Rechter onderlegplaat	Onderlegplaat schroef
16	5513 020-02			
16	20-50	5513 020-13	5322 389-11	5322 390-11	5512 032-05
22	20	5513 020-07			
22	25-50	5513 020-26	5322 379-11	5322 380-11	5512 032-04
27	40	5513 020-66	5322 387-11	5322 388-11	5512 032-03

Ga voor de complete lijst van reserveonderdelen naar www.sandvik.coromant.com

C2 F2 G1 H36 H27 H5

CoroThread® 266 kop voor draadsnijden

Schroefbevestiging

CoroTurn® SL inwendige koelmiddeltoevoer



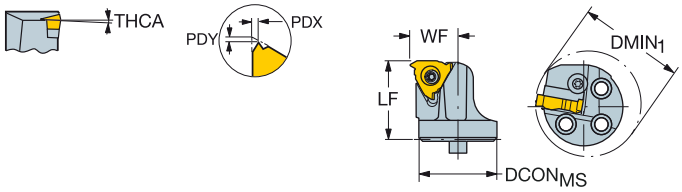



266 R/LL

		CZC_{MS}	$DMIN_1$	CNSC	Bestelnummer	Afmetingen, mm $DCON_{MS}$	LF	WF	THCA	BAR	NM	KG	MIID
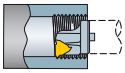	16	20	25.0	1	**SL-266R/LKF-202514-16**	20.0	25.0	14.0	2°	10	3.0	0.06	266.LL-16..
		25	32.0	1	**SL-266R/LKF-252517-16**	25.0	25.0	17.0	1°	10	3.0	0.08	266.LL-16..
		32	40.0	1	**SL-266R/LKF-323222-16**	32.0	32.0	22.0	1°	10	3.0	0.10	266.LL-16..
		40	50.0	1	**SL-266R/LKF-403227-16**	40.0	32.0	27.0	1°	10	3.0	0.22	266.LL-16..
	22	25	32.0	1	**SL-266R/LKF-252819-22**	25.0	28.0	19.0	1°	10	5.0	0.09	266.LL-22..
		32	40.0	1	**SL-266R/LKF-323222-22**	32.0	32.0	21.9	1°	10	5.0	0.13	266.LL-22..
		40	50.0	1	**SL-266R/LKF-403227-22**	40.0	32.0	26.9	1°	10	5.0	0.20	266.LL-22..
	27	40	50.0	1	**SL-266R/LKF-403627-27**	40.0	36.0	26.9	1°	10	7.5	0.23	266.LL-27..

Voor PDX/PDY waarden - zie wisselplaatpagina.

R = Rechts, L = Links

Voor toevoeraanbevelingen, zie pagina C77

Hellingshoek (THCA) met verschillende onderlegplaten: zie pagina C75

	Reserve onderdelen			
CZC_{MS}	Schroef	Linker onderlegplaat	Rechter onderlegplaat	Onderlegplaat schroef
16 20	5513 020-02			
16 25-40	5513 020-13	5322 389-11	5322 390-11	5512 032-05
22 25	5513 020-07			
22 32-40	5513 020-26	5322 379-11	5322 380-11	5512 032-04
27 40	5513 020-66	5322 387-11	5322 388-11	5512 032-03

Ga voor de complete lijst van reserveonderdelen naar www.sandvik.coromant.com

C2 F2 H36 H27 H5 H2

CoroThread® 266 kop voor draadsnijden

Schroefbevestiging

CoroTurn® SL snel wisselsysteem





266 R/LL

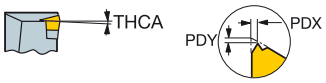

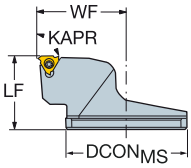

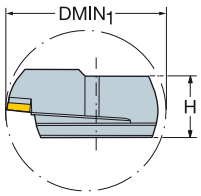

		CZC$_{MS}$	DMIN$_1$	Bestelnummer	Afmetingen, mm DCON$_{MS}$	H	BD	LF	WF	THCA	NM	KG	MIID
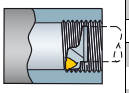	16	80	100.0	**SL-266RKF-80-16-QC**	80.0	37.5	80.0	45.0	58.5	1°	3.0	0.58	266.RL-16..
	22	80	100.0	**SL-266RKF-80-22-QC**	80.0	37.5	80.0	45.0	58.5	1°	5.0	0.56	266.RL-22..
	27	80	100.0	**SL-266RKF-80-27-QC**	80.0	37.5	80.0	45.0	58.5	1°	7.5	0.55	266.RL-27..

Voor PDX/PDY waarden - zie wisselplaatpagina.

R = rechts

Voor toevoeraanbevelingen, zie pagina C77

Hellingshoek (THCA) met verschillende onderlegplaten: zie pagina C75

		Reserve onderdelen		
	CZC$_{MS}$	Schroef	Rechter onderlegplaat	Onderlegplaat schroef
16	80	5513 020-13	5322 390-11	5512 032-05
22	80	5513 020-26	5322 380-11	5512 032-04
27	80	5513 020-66	5322 388-11	5512 032-03

Ga voor de complete lijst van reserveonderdelen naar www.sandvik.coromant.com

C2 F2 H36 H27 H2

T-Max® U-Lock

Inwendig draadsnijden

Toepassing

- Inwendig draadsnijden



ISO toepassingsgebied:

P M K N S H

Voordelen en kenmerken

- Wisselplaten
- Drie scherpere snijkanten voor schroefdraad van hoge kwaliteit

T-Max U-Lock® is een aanvulling op het CoroThread 266 robuuste wisselplaat-draadsnijsysteem. Het biedt een gespecialiseerde oplossing voor 11 mm inwendige draadsnijtoepassingen in twee verschillende geometrieën: algemeen en scherp.

www.sandvik.coromant.com/tmaxulock

Typen wisselplaten

Volprofiel
Hoge productiviteit
Metrisch 60°
UN 60°
Whitworth 55°
NPT 60°

V-profiel
Minimale gereedschapsvoorraad
V-profiel 60° en 55°

Klemhouders

- Coromant Capto® klemhouder-units
- Kotterbaren
- CoroTurn® SL-koppen







- Wisselplaatgeometrieën en hardmetaalsoorten voor alle materialen
- Tailor Made wisselplaten voor praktisch elke schroefdraadvorm of spoed

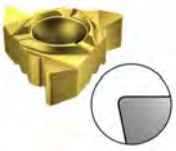

Standaard geometrie

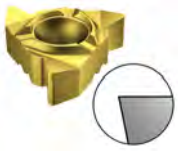

Scherpe F-geometrie

De gereedschapshouders voor wisselplaten met grootte 11 zijn gemaakt voor een 2° hellingshoek en hebben geen onderlegplaat

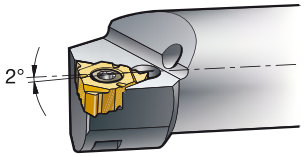


C45


C51



H35

SANDVIK Coromant

T-Max® U-Lock wisselplaat voor draadsnijden

V-profiel 60° niet afgetopte draad



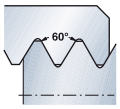

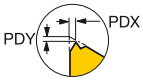

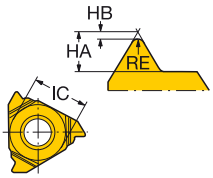

Inwendige rechtse draad

	TPN	TPX	TPIN	TPIX	NT	Bestelcode	P 1020	P 4125	M 1020	M 4125	K 1020	K 4125	N 1020	N 4125	S 1020	S 4125	H 1020	H 4125	Afmetingen, mm RE	HA	HB	PDX	PDY
11	1.0	2.0	12.0	24.0	1	R166.0L-11VM01-001	★	☆	★	☆	★	☆	★	☆	★	☆	☆	☆	0.06	1.45	0.06	0.90	0.68
	1.0	2.0	12.0	24.0	1	R166.0L-11VM01C001	★		★		★		★		★		☆		0.06	1.45	0.06	0.90	0.68

Inwendige linkse draad

	TPN	TPX	TPIN	TPIX	NT	Bestelcode	P 1020	M 1020	K 1020	N 1020	S 1020	H 1020	Afmetingen, mm RE	HA	HB	PDX	PDY
11	1.0	2.0	12.0	24.0	1	L166.0L-11VM01-001	★	★	★	★	★	☆	0.06	1.45	0.06	0.90	0.06

R = Rechts, L = Links

C51 C73 C83 H36 H35

T-Max® U-Lock wisselplaat voor draadsnijden

V-profiel 55° niet afgetopte draad



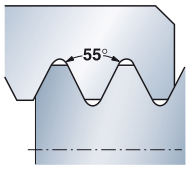

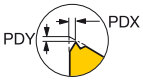

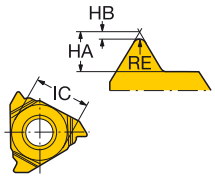

Inwendige rechtse draad

	TPIN	TPIX	NT	Bestelcode	P 1020	P 4125	M 1020	M 4125	K 1020	K 4125	N 1020	N 4125	S 1020	S 4125	H 1020	H 4125	Afmetingen, mm RE	HA	HB	PDX	PDY
11	14.0	28.0	1	R166.0L-11VW01-001	★	☆	★	☆	★	☆	★	☆	★	☆	☆	☆	0.11	1.60	0.12	0.95	0.68

Inwendige linkse draad

	TPIN	TPIX	NT	Bestelcode	P 1020	M 1020	K 1020	N 1020	S 1020	H 1020	Afmetingen, mm RE	HA	HB	PDX	PDY
11	14.0	28.0	1	L166.0L-11VW01-001	★	★	★	★	★	☆	0.11	1.60	0.12	0.95	0.12

R = Rechts, L = Links

C51 C73 C83 H36 H35

T-Max® U-Lock wisselplaat voor draadsnijden

Metrisch 60° Volprofiel



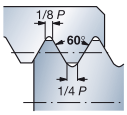

STDNO
TCTR

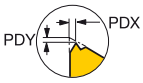

ISO 965-1998
IT 6

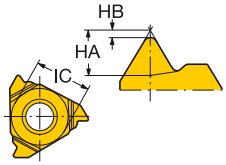

Inwendige rechtse draad

	TP	NT	Bestelcode	P 1020	P 4125	M 1020	M 4125	K 1020	K 4125	N 1020	N 4125	S 1020	S 4125	H 1020	H 4125	Afmetingen, mm HA	HB	PDX	PDY
11	0.50	1	R166.0L-11MM01-050	★		★		★		★		★		☆		0.32	0.03	0.50	0.68
	0.75	1	R166.0L-11MM01-075	★		★		★		★		★		☆		0.47	0.04	0.60	0.68
	1.00	1	R166.0L-11MM01-100	★	☆	★	☆	★	☆	★	☆	★	☆	☆	☆	0.64	0.06	0.80	0.68
	1.25	1	R166.0L-11MM01-125	★		★		★		★		★		☆		0.79	0.07	0.80	0.68
	1.50	1	R166.0L-11MM01-150	★	☆	★	☆	★	☆	★	☆	★	☆	☆	☆	0.96	0.09	1.10	0.68
	1.75	1	R166.0L-11MM01-175	★		★		★		★		★		☆		1.11	0.11	1.05	0.68
	2.00	1	R166.0L-11MM01-200	★	☆	★	☆	★	☆	★	☆	★	☆	☆	☆	1.27	0.12	0.92	0.58

Inwendige linkse draad

	TP	NT	Bestelcode	P 1020	M 1020	K 1020	N 1020	S 1020	H 1020	Afmetingen, mm HA	HB	PDX	PDY
11	0.50	1	L166.0L-11MM01-050	★	★	★	★	★	☆	0.32	0.03	0.50	0.68
	0.75	1	L166.0L-11MM01-075	★	★	★	★	★	☆	0.47	0.04	0.60	0.68
	1.00	1	L166.0L-11MM01-100	★	★	★	★	★	☆	0.64	0.06	0.85	0.68
	1.25	1	L166.0L-11MM01-125	★	★	★	★	★	☆	0.79	0.07	0.90	0.68
	1.50	1	L166.0L-11MM01-150	★	★	★	★	★	☆	0.96	0.09	1.00	0.68
	1.75	1	L166.0L-11MM01-175	★	★	★	★	★	☆	1.11	0.11	1.05	0.68
	2.00	1	L166.0L-11MM01-200	★	★	★	★	★	☆	1.27	0.12	0.92	0.58

R = Rechts, L = Links

C51 C73 C83 H36 H35

T-Max® U-Lock wisselplaat voor draadsnijden

UN 60° Volprofiel



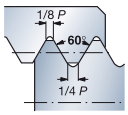

STDNO
TCTR

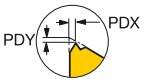

ISO 5864-1978
2B

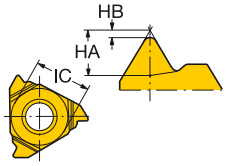

Inwendige rechtse draad

	TPI	NT	Bestelcode	P 1020	M 1020	K 1020	N 1020	S 1020	H 1020	Afmetingen, mm HA	HB	PDX	PDY
11	32.0	1	R166.0L-11UN01-320	★	★	★	★	★	☆	0.50	0.04	0.60	0.68
	28.0	1	R166.0L-11UN01-280	★	★	★	★	★	☆	0.58	0.05	0.80	0.68
	24.0	1	R166.0L-11UN01-240	★	★	★	★	★	☆	0.67	0.06	0.85	0.68
	20.0	1	R166.0L-11UN01-200	★	★	★	★	★	☆	0.80	0.07	0.90	0.68
	18.0	1	R166.0L-11UN01-180	★	★	★	★	★	☆	0.89	0.08	1.00	0.68
	16.0	1	R166.0L-11UN01-160	★	★	★	★	★	☆	1.00	0.09	1.00	0.68
	14.0	1	R166.0L-11UN01-140	★	★	★	★	★	☆	1.13	0.11	1.05	0.68

Inwendige linkse draad

	TPI	NT	Bestelcode	P 1020	M 1020	K 1020	N 1020	S 1020	H 1020	Afmetingen, mm HA	HB	PDX	PDY
11	32.0	1	L166.0L-11UN01-320	★	★	★	★	★	☆	0.50	0.04	0.60	0.68
	28.0	1	L166.0L-11UN01-280	★	★	★	★	★	☆	0.58	0.05	0.80	0.68
	24.0	1	L166.0L-11UN01-240	★	★	★	★	★	☆	0.67	0.06	0.85	0.68
	20.0	1	L166.0L-11UN01-200	★	★	★	★	★	☆	0.80	0.07	0.90	0.68
	18.0	1	L166.0L-11UN01-180	★	★	★	★	★	☆	0.89	0.08	1.00	0.68
	16.0	1	L166.0L-11UN01-160	★	★	★	★	★	☆	1.00	0.09	1.00	0.68
	14.0	1	L166.0L-11UN01-140	★	★	★	★	★	☆	1.13	0.11	1.05	0.68

R = Rechts, L = Links

C51 C73 C83 H36 H35

T-Max® U-Lock wisselplaat voor draadsnijden

Whitworth 55° (BSW, BSF, BSP) Volprofiel

STDNO ISO 228-1982
STDNO BS 2779-1973
STDNO BS-84-1956
TCTR CLASS A



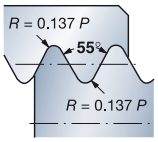

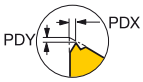

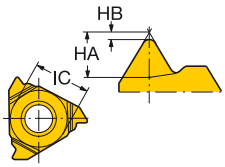

Inwendige rechtse draad

	TPI	NT	Bestelcode	P 1020	P 4125	M 1020	M 4125	K 1020	K 4125	N 1020	N 4125	S 1020	S 4125	H 1020	H 4125	Afmetingen, mm HA	HB	PDX	PDY
11	20.0	1	R166.0L-11WH01-200	★		★		★		★		★		☆		0.99	0.17	0.90	0.68
	19.0	1	R166.0L-11WH01-190	★	☆	★	☆	★	☆	★	☆	★	☆	☆	☆	1.05	0.18	0.90	0.68
	14.0	1	R166.0L-11WH01-140	★	☆	★	☆	★	☆	★	☆	★	☆	☆	☆	1.43	0.25	1.05	0.68

Inwendige linkse draad

	TPI	NT	Bestelcode	P 1020	M 1020	K 1020	N 1020	S 1020	H 1020	Afmetingen, mm HA	HB	PDX	PDY
11	20.0	1	L166.0L-11WH01-200	★	★	★	★	★	☆	0.99	0.17	0.90	0.68
	19.0	1	L166.0L-11WH01-190	★	★	★	★	★	☆	1.05	0.18	0.90	0.68
	14.0	1	L166.0L-11WH01-140	★	★	★	★	★	☆	1.43	0.25	1.05	0.68

R = Rechts, L = Links

C51 C73 C83 H36 H35

T-Max® U-Lock wisselplaat voor draadsnijden

NPT 60° (NPSC, NPTR, LINE PIPE) Volprofiel



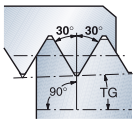

STDNO

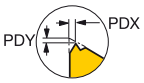

ANSI B.1.20.1-1983

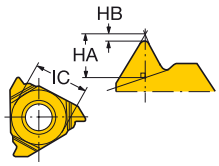

Inwendige rechtse draad

	TPI	NT	Bestelcode	P 1020	M 1020	K 1020	N 1020	S 1020	H 1020	Afmetingen, mm HA	HB	PDX	PDY	TG
11	18.0	1	R166.0L-11NT01F180	★	★	★	★	★	☆	1.14	0.08	0.85	0.67	0.06
	14.0	1	R166.0L-11NT01F140	★	★	★	★	★	☆	1.46	0.09	0.95	0.67	0.06

De wisselplaat kan iets meer aftopping geven bij LINE PIPE 14 gangen/inch.

R = rechts

C51 C73 C83 H36 H35

T-Max® U-Lock-snij-unit voor draadsnijden

Schroefbevestiging

Coromant Capto® - inwendige koelmiddeltoevoer



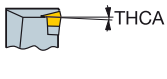

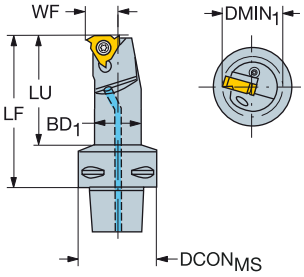



166.0L

		CZC$_{MS}$	DMIN$_1$	LU	CNSC	Bestelnummer	Afmetingen, mm DCON$_{MS}$	BD	LF	WF	THCA	BAR	NM	KG	MIID
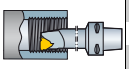	11	C3	20.0	33.0	3	**C3-R166.0KF-12050-11**	32.0	16.0	50.0	12.0	1°	10	0.9	0.20	R166.0L-11..
		C4	20.0	37.0	3	**C4-R166.0KF-12060-11**	40.0	16.0	60.0	12.0	1°	10	0.9	0.34	R166.0L-11..
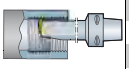	11	C4	20.0	37.0	3	**C4-R166.0KFZ12060-11**	40.0	16.0	60.0	12.0	1°	10	0.9	0.34	R166.0L-11..

Voor PDX/PDY waarden - zie wisselplaatpagina.

R = rechts

Voor toevoeraanbevelingen, zie pagina C77

Hellingshoek (THCA) met verschillende onderlegplaten: zie pagina C75

Z = Voor montage ondersteboven

Reserve onderdelen
Wisselplaat-schroef
5513 020-03

Ga voor de complete lijst van reserveonderdelen naar www.sandvik.coromant.com


C2


F2


E1


G1



H36



H5

T-Max® U-Lock volhardmetalen kotterbaar voor draadsnijden

Schroefbevestiging

Cilindrisch met groef voor EasyFix-bus - interne koelmiddeltoevoer



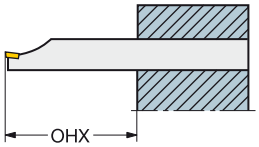

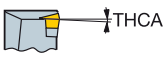

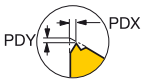

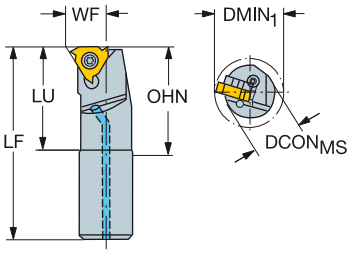



166.0L

		CZC$_{MS}$	DMIN$_1$	LU	OHX	OHN	CNSC	Bestelnummer	DCON$_{MS}$	BD	LF	WF	THCA	BAR	NM	KG	MIID
	11	10	12.0	60.0	60.0	21.0	1	**R166.0KF-10E-11**	10.0	10.0	150.0	7.2	1°	10	0.9	0.15	R166.0L-11..
		12	16.0	72.0	72.0	25.0	1	**R166.0KF-12E-11**	12.0	12.0	180.0	9.0	1°	10	0.9	0.03	R166.0L-11..

Afmetingen, mm

Voor PDX/PDY waarden - zie wisselplaatpagina.

R = rechts

Voor toevoeraanbevelingen, zie pagina C77

Hellingshoek (THCA) met verschillende onderlegplaten: zie pagina C75

Reserve onderdelen
Wisselplaat-schroef
5513 020-03

Ga voor de complete lijst van reserveonderdelen naar www.sandvik.coromant.com

C2 F2 G1 H36 H5

T-Max® U-Lock-boorbaar voor draadsnijden

Schroefbevestiging

Cilindrisch met platte vlakken



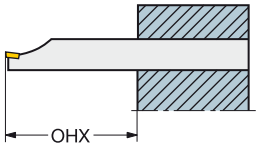

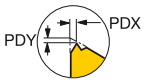

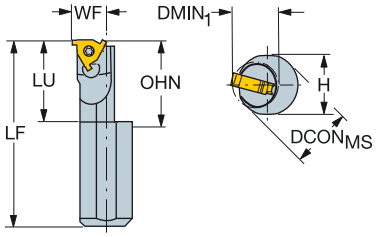



166.0L



		CZC$_{MS}$	DMIN$_1$	LU	OHX	OHN	Bestelnummer	DCON$_{MS}$	H	BD	LF	WF	THCA	NM	KG	MIID
								Afmetingen, mm								
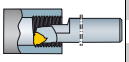	11	16	12.0	20.9	48.0	20.9	**R/L166.0KF-16-1220-11B**	16.0	15.0	12.0	125.0	10.0	1°	0.9	0.19	L166.0L-11..
		16	16.0	25.9	48.0	25.9	**R/L166.0KF-16-1625-11B**	16.0	15.0	16.0	150.0	10.5	1°	0.9	0.23	L166.0L-11..

Voor PDX/PDY waarden - zie wisselplaatpagina.

R = Rechts, L = Links

Voor toevoeraanbevelingen, zie pagina C77

Hellingshoek (THCA) met verschillende onderlegplaten: zie pagina C75

Reserve onderdelen
Wisselplaat-schroef
5513 020-03

Ga voor de complete lijst van reserveonderdelen naar www.sandvik.coromant.com


C2


F2


G1



H36

T-Max® U-Lock kop voor draadsnijden

Schroefbevestiging

CoroTurn® SL inwendige koelmiddeltoevoer



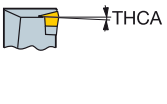

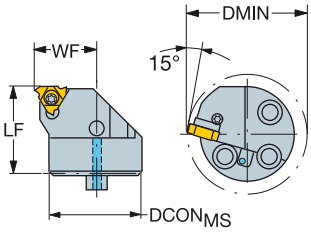



166.0L

						Afmetingen, mm							
		CZC_{MS}	$DMIN_1$	CNSC	**Bestelnummer**	$DCON_{MS}$	LF	WF	THCA	BAR	NM	KG	MIID
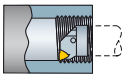	11	16	20.0	1	**R/L566.0KFC-162012-11**	16.0	20.0	12.0	1°	10	0.9	0.03	L166.0L-11..
		20	25.0	1	**R/L566.0KFC-202014-11**	20.0	20.0	14.0	1°	10	0.9	0.04	L166.0L-11..

Voor PDX/PDY waarden - zie wisselplaatpagina.

R = Rechts, L = Links

Voor toevoeraanbevelingen, zie pagina C77

Hellingshoek (THCA) met verschillende onderlegplaten: zie pagina C75

Reserve onderdelen
Wisselplaat-schroef
5513 020-03

Ga voor de complete lijst van reserveonderdelen naar www.sandvik.coromant.com

C2 F2 H36 H5 H2

CoroCut® XS

Voor uitwendig bewerken van kleine en slanke componenten

Toepassing

- Afsteken
- Uitwendig draadsnijden
- Uitwendig groefsteken
- Draaien



ISO toepassingsgebied:

P M K N S O

Voordelen en kenmerken

- Hoge nauwkeurigheid
- Nauwe toleranties
- Goede toegankelijkheid bij het wisselen van wisselplaten
- Breed scala aan wisselplaatbreedtes
- Scherpe snijkanten
- Alle wisselplaten passen in dezelfde houder
- Hoge kwaliteit geslepen wisselplaten en houders
- Volprofiel wisselplaten voor hoge kwaliteit schroefdraad in één bewerking
- Ontworpen om de gereedschapshouder niet te beschadigen bij wisselplaatbreuk.
- Verkrijgbaar met precisiekoelmiddel

www.sandvik.coromant.com/corocutxs

Houders

Aangepaste houders voor afsteken tot dichtbij de subspil zijn verkrijgbaar in uitvoering met vierkante schacht.

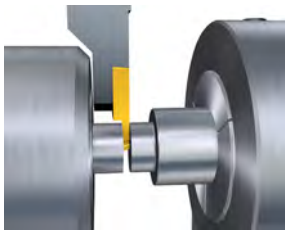

Wisselplaten

Draaien	Achtervlak draaien	Afsteken	Insteken	Profileren	Draadsnijden
					
A277	A277	B97	B117	B121	C56

Klemhouders

QS™-schacht-gereedschap	CoroTurn® SL snijkoppen
	
B99	B100

CoroCut® XS draadsnijwisselplaat

V-profiel 60° niet afgetopte draad



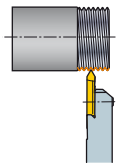

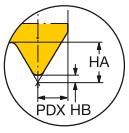

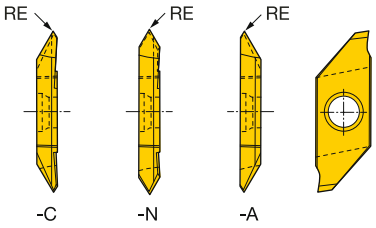

Uitwendige rechtse draad

SSC	TPN	TPX	TPIN	TPIX	NT	Bestelcode	P 1025	P 1105	P H13A	M 1025	M 1105	M H13A	K 1025	K H13A	N 1025	N 1105	N H13A	S 1025	S 1105	S H13A	O 1105	Afmetingen, mm RE	HA	HB	PDX
3	0.4	1.0	24.0	72.0	1	MATR 3 60-A	☆	★	☆	☆	★	☆	★	☆	☆	★	☆	☆	★	☆	★	0.05	0.75	0.05	0.60
	0.4	1.0	24.0	72.0	1	MATR 3 60-C	☆	★	☆	☆	★	☆	★	☆	☆	★	☆	☆	★	☆	★	0.05	0.75	0.05	0.60
	0.4	2.0	12.0	72.0	1	MATR 3 60-N	☆	★	☆	☆	★	☆	★	☆	☆	★	☆	☆	★	☆	★	0.05	1.50	0.05	1.59

Uitwendige linkse draad

SSC	TPN	TPX	TPIN	TPIX	NT	Bestelcode	P 1025	P 1105	P H13A	M 1025	M 1105	M H13A	K 1025	K H13A	N 1025	N 1105	N H13A	S 1025	S 1105	S H13A	O 1105	Afmetingen, mm RE	HA	HB	PDX
3	0.4	1.0	24.0	72.0	1	MATL 3 60-A	☆	★	☆	☆	★	☆	★	☆	☆	★	☆	☆	★	☆	★	0.05	0.75	0.05	0.60
	0.4	1.0	24.0	72.0	1	MATL 3 60-C	☆	★	☆	☆	★	☆	★	☆	☆	★	☆	☆	★	☆	★	0.05	0.75	0.05	0.60
	0.4	2.0	12.0	72.0	1	MATL 3 60-N	☆	★	☆	☆	★	☆	★	☆	☆	★	☆	☆	★	☆	★	0.05	1.50	0.05	1.59

SSC = Moet corresponderen met SSC op gereedschap.

R = Rechts, L = Links

B99 B136 C83 H36 H24

CoroCut® XS draadsnijwisselplaat

Metrisch 60° volprofiel



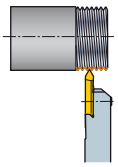

STDNO
TCTR

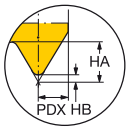

ISO 965-1998
IT 6

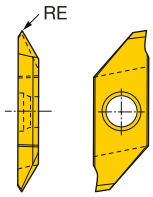

Uitwendige rechtse draad

SSC	TP	NT	Bestelcode	P 1105	M 1105	N 1105	S 1105	O 1105	Afmetingen, mm RE	HA	HB	PDX
3	0.20	1	MATR 3-MM01F-020-A	★	★	★	★	★	0.03	0.14	0.02	0.23
	0.25	1	MATR 3-MM01F-025-A	★	★	★	★	★	0.04	0.18	0.03	0.28
	0.30	1	MATR 3-MM01F-030-A	★	★	★	★	★	0.04	0.22	0.03	0.28
	0.35	1	MATR 3-MM01F-035-A	★	★	★	★	★	0.05	0.25	0.04	0.32
	0.40	1	MATR 3-MM01F-040-A	★	★	★	★	★	0.06	0.29	0.04	0.38
	0.45	1	MATR 3-MM01F-045-A	★	★	★	★	★	0.06	0.32	0.05	0.38
	0.50	1	MATR 3-MM01F-050-A	★	★	★	★	★	0.07	0.36	0.05	0.48
	0.70	1	MATR 3-MM01F-070-A	★	★	★	★	★	0.10	0.51	0.08	0.38
	0.75	1	MATR 3-MM01F-075-A	★	★	★	★	★	0.11	0.54	0.08	0.38
	0.80	1	MATR 3-MM01F-080-A	★	★	★	★	★	0.11	0.58	0.09	0.38
	1.00	1	MATR 3-MM01F-100-A	★	★	★	★	★	0.12	0.72	0.11	0.38
	1.25	1	MATR 3-MM01F-125-A	★	★	★	★	★	0.15	0.90	0.14	0.38
	1.50	1	MATR 3-MM01F-150-A	★	★	★	★	★	0.22	1.08	0.16	0.38

Uitwendige linkse draad

SSC	TP	NT	Bestelcode	P 1105	M 1105	N 1105	S 1105	O 1105	Afmetingen, mm RE	HA	HB	PDX
3	0.40	1	MATL 3-MM01F-040-A	★	★	★	★	★	0.06	0.29	0.04	0.38
	0.50	1	MATL 3-MM01F-050-A	★	★	★	★	★	0.07	0.36	0.05	0.38
	0.70	1	MATL 3-MM01F-070-A	★	★	★	★	★	0.10	0.51	0.08	0.38
	0.75	1	MATL 3-MM01F-075-A	★	★	★	★	★	0.11	0.54	0.08	0.38
	0.80	1	MATL 3-MM01F-080-A	★	★	★	★	★	0.11	0.58	0.09	0.38
	1.00	1	MATL 3-MM01F-100-A	★	★	★	★	★	0.12	0.72	0.11	0.38
	1.25	1	MATL 3-MM01F-125-A	★	★	★	★	★	0.15	0.90	0.14	0.38
	1.50	1	MATL 3-MM01F-150-A	★	★	★	★	★	0.22	1.08	0.16	0.38

SSC = Moet corresponderen met SSC op gereedschap.

R = Rechts, L = Links

B99 B136 C83 H36 H24

CoroCut® XS draadsnijwisselplaat

UN 60° Volprofiel

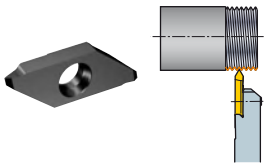

STDNO
TCTR

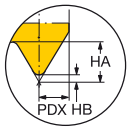

ISO 5864-1978
2A

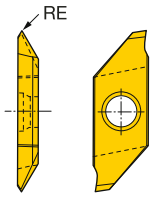

Uitwendige rechtse draad

SSC	TPI	NT	Bestelcode	P 1105	M 1105	N 1105	S 1105	O 1105	Afmetingen, mm RE	HA	HB	PDX
3	80.0	1	MATR 3-UN01F-800-A	★	★	★	★	★	0.04	0.22	0.04	0.38
	72.0	1	MATR 3-UN01F-720-A	★	★	★	★	★	0.05	0.27	0.05	0.38
	64.0	1	MATR 3-UN01F-640-A	★	★	★	★	★	0.06	0.31	0.06	0.38
	56.0	1	MATR 3-UN01F-560-A	★	★	★	★	★	0.06	0.35	0.06	0.38
	48.0	1	MATR 3-UN01F-480-A	★	★	★	★	★	0.07	0.38	0.07	0.38
	40.0	1	MATR 3-UN01F-400-A	★	★	★	★	★	0.09	0.51	0.09	0.38
	32.0	1	MATR 3-UN01F-320-A	★	★	★	★	★	0.10	0.59	0.10	0.38

Whitworth 55° (BSW, BSF, BSP) Volprofiel

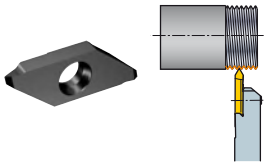

STDNO
STDNO
STDNO
TCTR

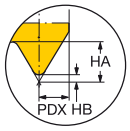

ISO 228-1982
BS-2779-1973
BS 84-1955
CLASS A

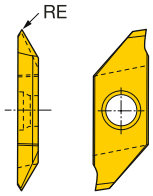

Uitwendige rechtse draad

SSC	TPI	NT	Bestelcode	P 1105	M 1105	N 1105	S 1105	O 1105	Afmetingen, mm RE	HA	HB	PDX
3	28.0	1	MATR 3-WH01F-280-A	★	★	★	★	★	0.13	0.72	0.13	0.38
	19.0	1	MATR 3-WH01F-190-A	★	★	★	★	★	0.19	1.06	0.19	0.38

NPT 60° (NPSC, NPTR, LINE PIPE) Volprofiel

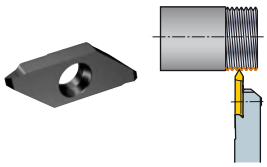

STDNO

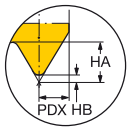

ANSI B.1.20.1-1983

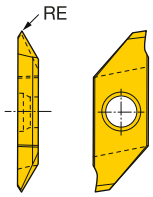

Uitwendige rechtse draad

SSC	TPI	NT	Bestelcode	P 1105	M 1105	N 1105	S 1105	O 1105	Afmetingen, mm RE	HA	HB	PDX
3	27.0	1	MATR 3-NT01F-270-A	★	★	★	★	★	0.05	0.76	0.05	0.38
	18.0	1	MATR 3-NT01F-180-A	★	★	★	★	★	0.08	1.14	0.08	0.38
	14.0	1	MATR 3-NT01F-140-A	★	★	★	★	★	0.09	1.46	0.09	0.38

SSC = Moet corresponderen met SSC op gereedschap.

R = rechts

B99 B136 C83 H36 H24

SANDVIK Coromant

CoroTurn® XS

Inwendig draaien, kopsteken en draadsnijden van kleine componenten

Toepassing

- Inwendig draaien
- Kopieerdraaien
- Trekkend kotteren
- Profileren
- Insteken
- Kopsteken
- Voorsteken
- Draadsnijden



ISO toepassingsgebied:

P M N S H

Voordelen en kenmerken

- Geoptimaliseerd voor het bewerken van kleine componenten van hoge kwaliteit
- Grote nauwkeurigheid en herhaalbaarheid
- Betrouwbaar en eenvoudig spansysteem
- Precisiegeslepen gereedschap voor een hoge wisselnauwkeurigheid
- Langere standtijd door geminimaliseerde microtrillingen met cilindrische hardmetalen schachtadapters
- De opspanmoer maakt het verwisselen van het snijgereedschap heel eenvoudig met cilindrische hardmetalen schachtadapters

www.sandvik.coromant.com/coroturnxs

Inwendige koelvloeistof

- De adapters zijn uitgevoerd met inwendige toevoer van precisiekoelmiddel.
- Koelmiddelrichting naar keuze instelbaar voor betere spaanverwijdering en veilig bewerken



Opspanprecisie

Precieze locatie in de kotterbaar dankzij een richtpen.



Snijgereedschappen

Draaien	Trekkend kotteren	Voorsteken	Insteken	Kopsteken	Profileren	Draadsnijden
						
A272	A271	B116	B117	B120	B121	C60

Adapters

Coromant Capto®	Vierkante schacht	Cilindrische schacht met plat vlak
		
F22	F33	F42

CoroTurn® XS volhardmetalen gereedschap voor draadsnijden

V-profiel 60° niet afgetopte draad



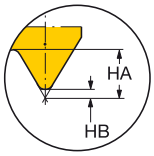

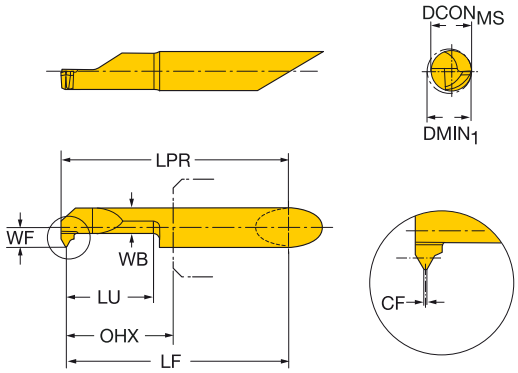

Inwendige rechtse draad

	CZC$_{MS}$	TPN	TPX	TPIN	TPIX	DMIN$_1$	LU	OHX	Bestelnummer	P 1025	M 1025	N 1025	S 1025	H 7015	DCON$_{MS}$	WB	CF	LPR	LF	WF	HA	HB
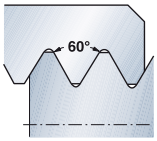	4	0.50	0.70	36.0	48.0	4.2	15.0	17.6	CXS-04TH050VM-4215R	★	★	★	★		4	3.0	0.1	32.7	32.3	2.0	0.5	0.1
	5	0.50	0.75	36.0	48.0	5.2	15.0	17.6	CXS-05TH050VM-5215R	★	★	★	★		5	3.8	0.1	37.7	37.3	2.5	0.5	0.1
	5	0.75	1.00	24.0	36.0	5.1	15.0	17.6	CXS-05TH070VM-5115R	★	★	★	★		5	3.7	0.1	37.8	37.3	2.4	0.7	0.1
	5	1.00	1.25	20.0	24.0	4.8	15.0	17.5	CXS-05TH100VM-4815R	★	★	★	★		5	3.6	0.1	37.9	37.3	2.3	0.8	0.1
	6	1.00	1.25	20.0	24.0	6.2	15.0	17.5	CXS-06TH100VM-6215R	★	★	★	★	★	6	3.6	0.1	37.9	37.3	3.0	0.8	0.1
	6	1.25	1.50	18.0	20.0	6.2	15.0	17.2	CXS-06TH125VM-6215R	★	★	★	★		6	3.6	0.2	38.1	37.3	3.0	1.0	0.1
	6	1.50	1.75	16.0	18.0	6.2	15.0	17.2	CXS-06TH150VM-6215R	★	★	★	★	★	6	3.6	0.2	38.3	37.3	3.0	1.1	0.2

Inwendige linkse draad

	CZC$_{MS}$	TPN	TPX	TPIN	TPIX	DMIN$_1$	LU	OHX	Bestelnummer	P 1025	M 1025	N 1025	S 1025	DCON$_{MS}$	WB	CF	LPR	LF	WF	HA	HB
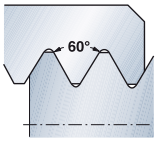	4	0.50	0.70	36.0	48.0	4.2	15.0	17.6	CXS-04TH050VM-4215L	★	★	★	★	4	3.0	0.1	32.7	32.3	2.0	0.5	0.1
	5	1.00	1.25	20.0	24.0	4.8	15.0	17.5	CXS-05TH100VM-4815L	★	★	★	★	5	3.6	0.1	37.9	37.3	2.3	0.8	0.1
	6	1.00	1.25	20.0	24.0	6.2	15.0	17.5	CXS-06TH100VM-6215L	★	★	★	★	6	3.6	0.1	37.9	37.3	3.0	0.8	0.1
	6	1.25	1.50	18.0	20.0	6.2	15.0	17.2	CXS-06TH125VM-6215L	★	★	★	★	6	3.6	0.2	38.1	37.3	3.0	1.0	0.1
	6	1.50	1.75	16.0	18.0	6.2	15.0	17.2	CXS-06TH150VM-6215L	★	★	★	★	6	3.6	0.2	38.3	37.3	3.0	1.1	0.2

CZC$_{MS}$ moet corresponderen met CZC$_{WS}$ op adapter.

R = Rechts, L = Links

F2 B135 C83 H36 H22

CoroTurn® XS volhardmetalen gereedschap voor draadsnijden

Metrisch 60° Volprofiel

TCTR IT 6
STDNO ISO 956-1998



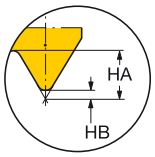

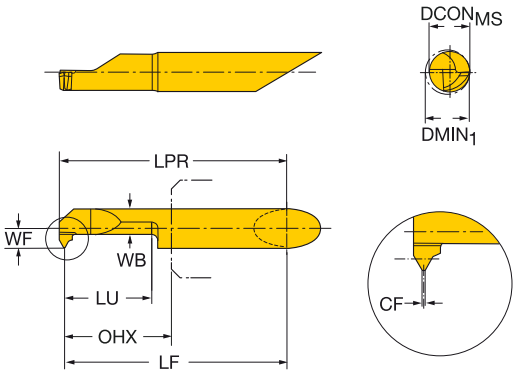

Inwendige rechtse draad

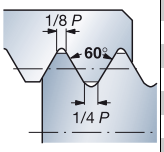

							P	M	N	S	Afmetingen, mm							
	CZC_{MS}	TP	$DMIN_1$	LU	OHX	Bestelnummer	1025	1025	1025	1025	$DCON_{MS}$	WB	CF	LPR	LF	WF	HA	HB
	4	0.5	4.2	15.0	17.6	CXS-04TH050MM-4215R	★	★	★	★	4	3.5	0.1	32.7	32.3	2.0	0.5	0.1
	4	0.7	4.2	15.0	17.5	CXS-04TH070MM-4215R	★	★	★	★	4	3.3	0.1	32.8	32.3	1.9	0.8	0.1
	4	0.8	4.0	15.0	17.5	CXS-04TH080MM-4015R	★	★	★	★	4	3.0	0.1	32.8	32.3	1.9	0.8	0.1
	5	0.5	5.2	15.0	17.6	CXS-05TH050MM-5215R	★	★	★	★	5	4.5	0.1	37.7	37.3	2.5	0.5	0.1
	5	0.8	5.1	15.0	17.5	CXS-05TH075MM-5115R	★	★	★	★	5	4.2	0.1	37.8	37.3	2.4	0.8	0.1
	5	1.0	4.8	15.0	17.4	CXS-05TH100MM-4815R	★	★	★	★	5	3.6	0.1	37.9	37.3	2.3	1.0	0.1
	6	1.0	6.2	15.0	17.4	CXS-06TH100MM-6215R	★	★	★	★	6	5.1	0.1	37.9	37.3	3.0	1.0	0.1
	6	1.3	6.2	15.0	17.3	CXS-06TH125MM-6215R	★	★	★	★	6	4.8	0.2	38.0	37.3	3.0	1.3	0.1
	6	1.5	6.2	15.0	17.2	CXS-06TH150MM-6215R	★	★	★	★	6	4.5	0.2	38.1	37.3	3.0	1.6	0.2
	6	1.8	6.2	15.0	17.1	CXS-06TH175MM-6215R	★	★	★	★	6	4.3	0.2	38.2	37.3	3.0	1.8	0.2
	6	2.0	6.2	15.0	17.0	CXS-06TH200MM-6215R	★	★	★	★	6	4.1	0.3	38.3	37.3	3.0	2.1	0.2

CZC_{MS} moet corresponderen met CZC_{WS} op adapter.

R = rechts

F2 B135 C83 H36 H22

CoroTurn® XS volhardmetalen gereedschap voor draadsnijden

UN 60° Volprofiel

TCTR 2B
STDNO ISO 5864-1978



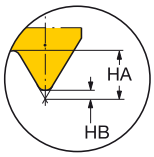

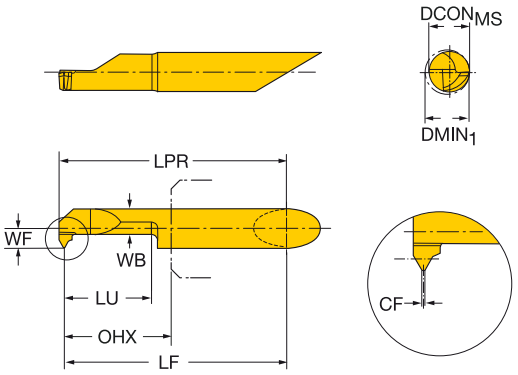

Inwendige rechtse draad

	CZC$_{MS}$	TPI	DMIN$_1$	LU	OHX	Bestelnummer	P 1025	M 1025	N 1025	S 1025	DCON$_{MS}$	WB	CF	LPR	LF	WF	HA	HB
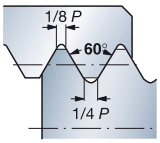	4	32.0	4.0	15.0	17.5	CXS-04TH320UN-4015R	★	★	★	★	4	3.0	0.1	32.9	32.3	1.9	0.9	0.1
	4	28.0	4.0	15.0	17.4	CXS-04TH280UN-4015R	★	★	★	★	4	3.0	0.1	32.9	32.3	1.9	0.9	0.1
	4	24.0	4.2	15.0	17.4	CXS-04TH240UN-4215R	★	★	★	★	4	3.1	0.1	33.0	32.3	2.0	1.0	0.1
	5	20.0	5.2	15.0	17.3	CXS-05TH200UN-5215R	★	★	★	★	5	4.0	0.2	38.0	37.3	2.5	1.1	0.1
	6	18.0	6.2	15.0	17.3	CXS-06TH180UN-6215R	★	★	★	★	6	4.9	0.2	38.1	37.3	3.0	1.3	0.2
	6	16.0	6.2	15.0	15.2	CXS-06TH160UN-6215R	★	★	★	★	6	4.8	0.2	38.2	37.3	3.0	1.4	0.2

Afmetingen, mm

CZC$_{MS}$ moet corresponderen met CZC$_{WS}$ op adapter.

R = rechts

F2 B135 C83 H36 H22

SANDVIK Coromant

CoroTurn® XS volhardmetalen gereedschap voor draadsnijden

Whitworth 55° (BSW, BSF, BSP) Volprofiel

TCTR	CLASS A
STDNO	ISO 228-1982
STDNO	BS 2779-1973
STDNO	BS 84-1956



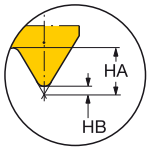

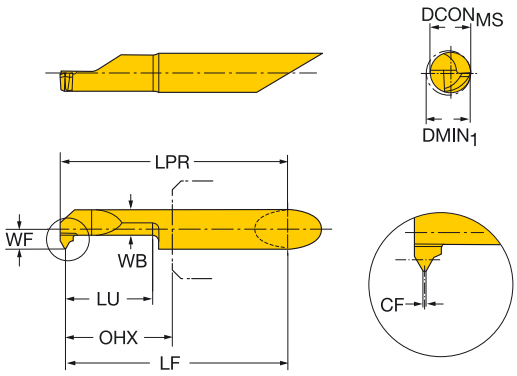

Inwendige rechtse draad

CZCMS	TPI	DMIN1	LU	RE	OHX	Bestelnummer	P 1025	M 1025	N 1025	S 1025	DCONMS	WB	LPR	LF	WF	HA	HB
							Afmetingen, mm										
5	28.0	5.2	15.0	0.120	17.2	CXS-05TH28WH-5215R	★	★	★	★	5	3.8	38.1	37.3	2.5	0.7	0.1
5	26.0	5.2	15.0	0.150	17.2	CXS-05TH26WH-5215R	★	★	★	★	5	3.8	38.1	37.3	2.5	0.8	0.2
5	24.0	5.2	15.0	0.150	17.2	CXS-05TH24WH-5215R	★	★	★	★	5	3.8	38.1	37.3	2.5	0.9	0.2
6	28.0	6.2	15.0	0.120	17.2	CXS-06TH28WH-6215R	★	★	★	★	6	4.0	38.1	37.3	3.0	0.7	0.1
6	22.0	6.2	15.0	0.160	17.0	CXS-06TH22WH-6215R	★	★	★	★	6	4.0	38.3	37.3	3.0	0.9	0.2
6	20.0	6.2	15.0	0.170	17.0	CXS-06TH20WH-6215R	★	★	★	★	6	4.0	38.3	37.3	3.0	1.0	0.2
6	19.0	6.2	15.0	0.180	17.0	CXS-06TH19WH-6215R	★	★	★	★	6	4.0	38.3	37.3	3.0	1.1	0.2

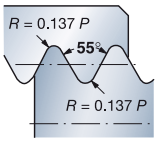

Inwendige linkse draad

CZCMS	TPI	DMIN1	LU	RE	OHX	Bestelnummer	P 1025	M 1025	N 1025	S 1025	DCONMS	WB	LPR	LF	WF	HA	HB
							Afmetingen, mm										
6	19.0	6.2	15.0	0.180	17.0	CXS-06TH19WH-6215L	★	★	★	★	6	4.0	38.3	37.3	3.0	1.1	0.2

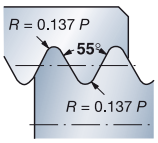

CZCMS moet corresponderen met CZCWS op adapter.

R = Rechts, L = Links

F2 B135 C83 H36 H22

CoroTurn® XS volhardmetalen gereedschap voor draadsnijden

NPT 60° (NPSC, NPTR, LINE PIPE) Volprofiel

STDNO ANSI B.1.20.1-1983



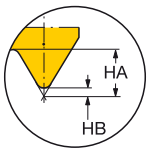

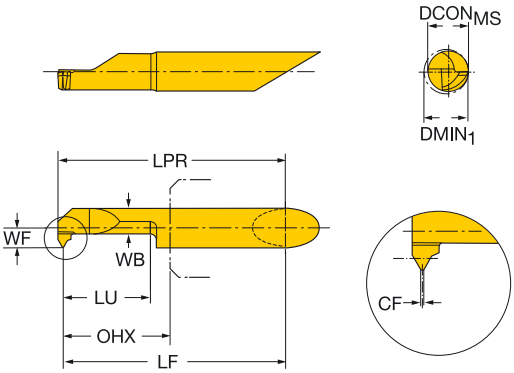

Inwendige rechtse draad

	CZC$_{MS}$	TPI	DMIN$_1$	LU	RE	OHX	Bestelnummer	P 1025	M 1025	N 1025	S 1025	Afmetingen, mm DCON$_{MS}$	WB	LPR	LF	WF	HA	HB
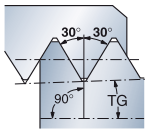	6	27.0	6.2	15.0	0.070	17.2	CXS-06TH27NT-6215R	★	★	★	★	6	4.0	38.1	37.3	3.0	1.6	0.0
	6	18.0	6.2	15.0	0.100	17.2	CXS-06TH18NT-6215R	★	★	★	★	6	4.0	38.3	37.3	3.0	1.6	0.0

Inwendige linkse draad

	CZC$_{MS}$	TPI	DMIN$_1$	LU	RE	OHX	Bestelnummer	P 1025	M 1025	N 1025	S 1025	Afmetingen, mm DCON$_{MS}$	WB	LPR	LF	WF	HA	HB
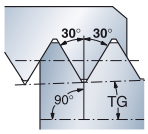	6	18.0	6.2	15.0	0.100	17.0	CXS-06TH18NT-6215L	★	★	★	★	6	4.0	38.3	37.3	3.0	1.6	0.0

CZC$_{MS}$ moet corresponderen met CZC$_{WS}$ op adapter.

R = Rechts, L = Links

F2 B135 C83 H36 H22

CoroTurn® XS volhardmetalen gereedschap voor draadsnijden

ISO Trapezium 30° Aangeschuinde draadtop

TCTR IT 7
STDNO ISO 2901-2904
STDNO DIN 103-1977



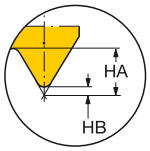

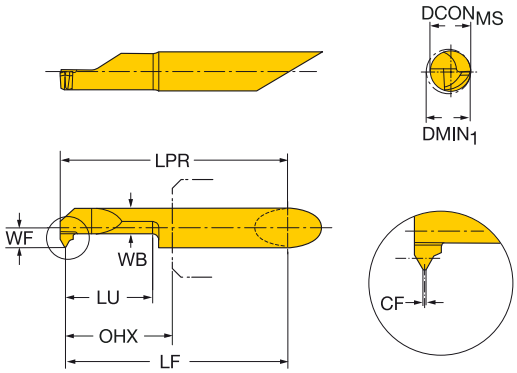

Inwendige rechtse draad

	CZC$_{MS}$	TP	DMIN$_1$	LU	OHX	Bestelnummer	P 1025	M 1025	N 1025	S 1025	Afmetingen, mm DCON$_{MS}$	WB	CF	LPR	LF	WF	HA	HB
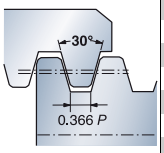	6	1.5	6.2	20.0	17.4	CXS-06TH150TR-6220R	★	★	★	★	6	4.9	0.5	38.2	37.6	3.0	1.8	0.9
	6	2.0	6.2	20.0	17.3	CXS-06TH200TR-6220R	★	★	★	★	6	4.6	0.6	38.4	37.6	3.0	2.4	1.2
	7	3.0	7.2	30.0	16.9	CXS-07TH300TR-7230R	★	★	★	★	7	4.6	1.0	53.4	52.3	3.5	3.5	1.8

CZC$_{MS}$ moet corresponderen met CZC$_{WS}$ op adapter.

R = rechts

F2 B135 C83 H36 H22

CoroCut® MB

Voor inwendig bewerken met hoge nauwkeurigheid

Toepassing

- Voor inwendig bewerken van kleine gaten
- Voorsteken
- Insteken
- Kopsteken
- Profileren
- Draaien
- Kopieerdraaien
- Trekkend kotteren
- Draadsnijden



ISO toepassingsgebied:

P M N S H

Voordelen en kenmerken

- Trillingsvrij bewerken
- Snelle insteltijd voor zowel gereedschap als wisselplaat
- Stabiele hoog nauwkeurige interface tussen wisselplaat en gereedschapshouder
- Op de voorkant gemonteerd uitwisselbaar snijgereedschap
- Scherpe snijkanten
- Geometrieën en hardmetaalsoorten voor alle materialen
- Hardmetalen schachten voor lange uitsteeklengten
- Inwendige toevoer van koelmiddel
- Easy fix opspanning
- Groefsteekgereedschappen in een grote variatie aan breedtes en hoekradii – ook voor gestandaardiseerde groeven zoals O-ringen en borgringgroeven.

www.sandvik.coromant.com/corocutmb

EasyFix

Cilindrische stalen en volhardmetalen boorbaren te gebruiken met EasyFix spanbussen voor exacte harthoogte.

CoroCut® MB boorbaren

Voor stabiliteit en toegankelijkheid hebben de baren een excentrische kop met een ovale doorsnede.

Adapters

- Coromant Capto® naar CoroTurn® XS adapter
Zie pagina F22
- Rechthoekige schacht naar CoroTurn® XS adapter
Zie pagina F33
- Cilindrische schacht met plat vlak voor CoroTurn® XS adapter
Zie pagina F42

Wisselplaten

	Voorsteken	Insteken	Kopsteken	Profileren	Draaien	Kopieerdraaien	Trekkend kotteren	Draadsnijden
	 MB-..GX	 MB-..G	 MB-F	 MB-..R	 MB..T045	 MB..TE93	 MB..B	 MB..TH
Wisselplaat-breedte, mm	1.00	0.73-3.00	1.00-3.00					
Pagina	B123	B124	B127	Web	Web	Web	Web	C67

CoroCut® MB volhardmetalen kop voor draadsnijden

V-profiel 60° niet afgetopte draad



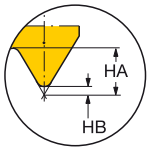

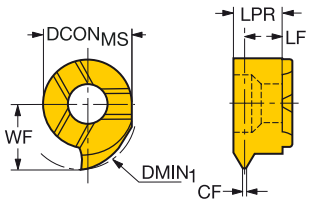

Inwendige rechtse draad

	CZC$_{MS}$	TPN	TPX	TPIN	TPIX	DMIN$_1$	Bestelnummer	P 1025	M 1025	N 1025	S 1025	Afmetingen, mm DCON$_{MS}$	CF	LPR	LF	WF	HA	HB
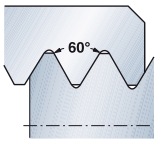	07	0.50	0.75	34.0	51.0	10.0	MB-07TH050VM-10R	★	★	★	★	7	0.1	3.8	3.4	5.8	0.5	0.1
	07	1.00	1.25	20.0	25.0	10.0	MB-07TH100VM-10R	★	★	★	★	7	0.1	3.8	3.2	5.8	0.8	0.1
	07	1.50	1.75	15.0	17.0	10.0	MB-07TH150VM-10R	★	★	★	★	7	0.2	3.8	3.0	5.8	1.1	0.2
	07	2.00	2.50	10.0	13.0	10.0	MB-07TH200VM-10R	★	★	★	★	7	0.3	3.8	2.8	5.8	1.6	0.2
	07	2.50	3.00	8.0	10.0	10.0	MB-07TH250VM-10R	★	★	★	★	7	0.3	3.8	2.6	5.8	2.0	0.3

Inwendige linkse draad

	CZC$_{MS}$	TPN	TPX	TPIN	TPIX	DMIN$_1$	Bestelnummer	P 1025	M 1025	N 1025	S 1025	Afmetingen, mm DCON$_{MS}$	CF	LPR	LF	WF	HA	HB
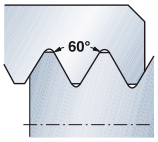	07	0.50	0.75	34.0	51.0	10.0	MB-07TH050VM-10L	★	★	★	★	7	0.1	3.8	3.4	5.8	0.5	0.1
	07	1.00	1.25	20.0	25.0	10.0	MB-07TH100VM-10L	★	★	★	★	7	0.1	3.8	3.2	5.8	0.8	0.1
	07	1.50	1.75	15.0	17.0	10.0	MB-07TH150VM-10L	★	★	★	★	7	0.2	3.8	3.0	5.8	1.1	0.2
	07	2.00	2.50	10.0	13.0	10.0	MB-07TH200VM-10L	★	★	★	★	7	0.3	3.8	2.8	5.8	1.6	0.2
	07	2.50	3.00	8.0	10.0	10.0	MB-07TH250VM-10L	★	★	★	★	7	0.3	3.8	2.6	5.8	2.0	0.3

CZC$_{MS}$ moet corresponderen met CZC$_{WS}$ op adapter.

R = Rechts, L = Links

F2 B134 C83 H36 H25

CoroCut® MB volhardmetalen kop voor draadsnijden

Metrisch 60° Volprofiel

TCTR IT 6
STDNO ISO 956-1998



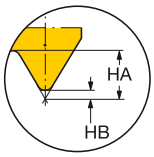

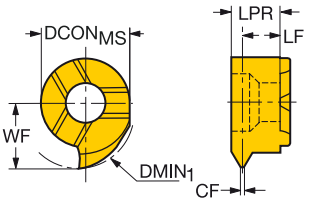

Inwendige rechtse draad

	CZC$_{MS}$	TP	DMIN$_1$	Bestelnummer	P 1025	M 1025	N 1025	S 1025	H 7015	Afmetingen, mm DCON$_{MS}$	CF	LPR	LF	WF	HA	HB
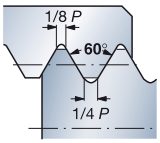	07	0.5	10.0	MB-07TH050MM-10R	★	★	★	★		7	0.1	3.8	3.4	5.8	0.5	0.1
	07	1.0	10.0	MB-07TH100MM-10R	★	★	★	★	★	7	0.1	3.8	3.2	5.8	0.9	0.1
	07	1.5	10.0	MB-07TH150MM-10R	★	★	★	★	★	7	0.2	3.8	3.0	5.8	1.4	0.2
	07	1.8	10.0	MB-07TH175MM-10R	★	★	★	★		7	0.2	3.8	2.9	5.8	1.1	0.2
	07	2.0	10.0	MB-07TH200MM-10R	★	★	★	★		7	0.3	3.8	2.8	5.8	1.3	0.2
	07	2.5	10.0	MB-07TH250MM-10R	★	★	★	★		7	0.3	3.8	2.6	5.8	1.6	0.3

Inwendige linkse draad

	CZC$_{MS}$	TP	DMIN$_1$	Bestelnummer	P 1025	M 1025	N 1025	S 1025	Afmetingen, mm DCON$_{MS}$	CF	LPR	LF	WF	HA	HB
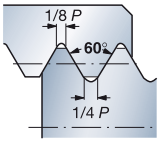	07	0.5	10.0	MB-07TH050MM-10L	★	★	★	★	7	0.1	3.8	3.4	5.8	0.5	0.1
	07	1.0	10.0	MB-07TH100MM-10L	★	★	★	★	7	0.1	3.8	3.2	5.8	0.9	0.1
	07	1.5	10.0	MB-07TH150MM-10L	★	★	★	★	7	0.2	3.8	3.0	5.8	1.4	0.2
	07	1.8	10.0	MB-07TH175MM-10L	★	★	★	★	7	0.2	3.8	2.9	5.8	1.1	0.2
	07	2.0	10.0	MB-07TH200MM-10L	★	★	★	★	7	0.3	3.8	2.8	5.8	1.3	0.2
	07	2.5	10.0	MB-07TH250MM-10L	★	★	★	★	7	0.3	3.8	2.6	5.8	1.6	0.3

CZC$_{MS}$ moet corresponderen met CZC$_{WS}$ op adapter.

R = Rechts, L = Links

F2 B134 C83 H36 H25

SANDVIK Coromant

CoroCut® MB volhardmetalen kop voor draadsnijden

UN 60° Volprofiel

TCTR 2B
STDNO ISO 5864-1978



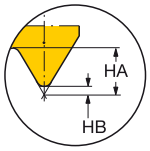

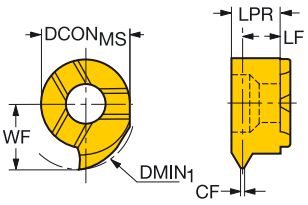

Inwendige rechtse draad

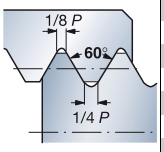

CZCMS	TPI	DMIN1	Bestelnummer	P 1025	M 1025	N 1025	S 1025	Afmetingen, mm DCONMS	CF	LPR	LF	WF	HA	HB
07	32.0	10.0	MB-07TH320UN-10R	★	★	★	★	7	0.1	3.8	3.4	5.8	0.9	0.1
07	28.0	10.0	MB-07TH280UN-10R	★	★	★	★	7	0.1	3.8	3.4	5.8	0.9	0.1
07	24.0	10.0	MB-07TH240UN-10R	★	★	★	★	7	0.1	3.8	3.3	5.8	1.0	0.1
07	20.0	10.0	MB-07TH200UN-10R	★	★	★	★	7	0.2	3.8	3.2	5.8	1.1	0.1
07	18.0	10.0	MB-07TH180UN-10R	★	★	★	★	7	0.2	3.8	3.2	5.8	1.3	0.2
07	16.0	10.0	MB-07TH160UN-10R	★	★	★	★	7	0.2	3.8	3.1	5.8	1.4	0.2
07	14.0	10.0	MB-07TH140UN-10R	★	★	★	★	7	0.2	3.8	3.2	5.8	1.6	0.2

Inwendige linkse draad

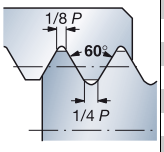

CZCMS	TPI	DMIN1	Bestelnummer	P 1025	M 1025	N 1025	S 1025	Afmetingen, mm DCONMS	CF	LPR	LF	WF	HA	HB
07	28.0	10.0	MB-07TH280UN-10L	★	★	★	★	7	0.1	3.8	3.4	5.8	0.9	0.1
07	24.0	10.0	MB-07TH240UN-10L	★	★	★	★	7	0.1	3.8	3.3	5.8	1.0	0.1
07	20.0	10.0	MB-07TH200UN-10L	★	★	★	★	7	0.2	3.7	3.2	5.8	1.1	0.1
07	18.0	10.0	MB-07TH180UN-10L	★	★	★	★	7	0.2	3.8	3.2	5.8	1.3	0.2
07	16.0	10.0	MB-07TH160UN-10L	★	★	★	★	7	0.2	3.8	3.1	5.8	1.4	0.2
07	14.0	10.0	MB-07TH140UN-10L	★	★	★	★	7	0.2	3.8	3.2	5.8	1.6	0.2

CZC_{MS} moet corresponderen met CZC_{WS} op adapter.

R = Rechts, L = Links

F2 B134 C83 H36 H25

CoroCut® MB volhardmetalen kop voor draadsnijden

Whitworth 55° (BSW, BSF, BSP) Volprofiel

TCTR	CLASS A
STDNO	ISO 228-1982
STDNO	BS 2779-1973
STDNO	BS 84-1956



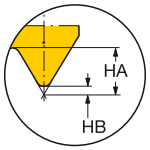

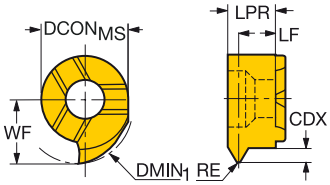

Inwendige rechtse draad

	CZC$_{MS}$	TPI	DMIN$_1$	RE	Bestelnummer	P 1025	M 1025	N 1025	S 1025	Afmetingen, mm DCON$_{MS}$	LPR	LF	WF	HA	HB
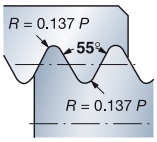	07	19.0	10.0	0.180	MB-07TH190WH-10R	★	★	★	★	7	3.8	2.8	5.8	1.1	0.2
	07	14.0	10.0	0.240	MB-07TH140WH-10R	★	★	★	★	7	3.8	2.6	5.8	1.4	0.3
	07	11.0	10.0	0.310	MB-07TH110WH-10R	★	★	★	★	7	3.8	2.3	5.8	1.8	0.4

Inwendige linkse draad

	CZC$_{MS}$	TPI	DMIN$_1$	RE	Bestelnummer	P 1025	M 1025	N 1025	S 1025	Afmetingen, mm DCON$_{MS}$	LPR	LF	WF	HA	HB
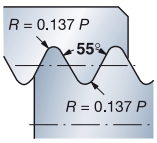	07	19.0	10.0	0.180	MB-07TH190WH-10L	★	★	★	★	7	3.8	2.8	5.8	1.1	0.2
	07	14.0	10.0	0.240	MB-07TH140WH-10L	★	★	★	★	7	3.8	2.6	5.8	1.4	0.3
	07	11.0	10.0	0.310	MB-07TH110WH-10L	★	★	★	★	7	3.8	2.3	5.8	1.8	0.4

CZC$_{MS}$ moet corresponderen met CZC$_{WS}$ op adapter.

R = Rechts, L = Links

F2 B134 C83 H36 H25

CoroCut® MB volhardmetalen kop voor draadsnijden

NPT 60° (NPSC, NPTR, LINE PIPE) Volprofiel

STDNO ANSI B.1.20.1-1983



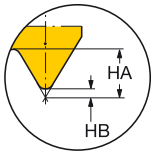

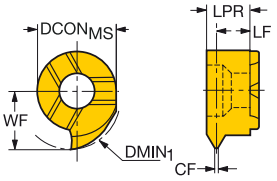

Inwendige rechtse draad

	CZC$_{MS}$	TPI	DMIN$_1$	RE	Bestelnummer	P 1025	M 1025	N 1025	S 1025	Afmetingen, mm DCON$_{MS}$	LPR	LF	WF	HA	HB
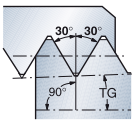	07	18.0	10.0	0.050	MB-07TH180NT-10R	★	★	★	★	7	3.8	2.9	5.8	1.4	0.0
	07	14.0	10.0	0.070	MB-07TH140NT-10R	★	★	★	★	7	3.8	2.7	5.8	1.5	0.1

Inwendige linkse draad

	CZC$_{MS}$	TPI	DMIN$_1$	RE	Bestelnummer	P 1025	M 1025	N 1025	S 1025	Afmetingen, mm DCON$_{MS}$	LPR	LF	WF	HA	HB
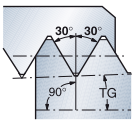	07	18.0	10.0	0.050	MB-07TH180NT-10L	★	★	★	★	7	3.8	2.9	5.8	1.4	0.0
	07	14.0	10.0	0.070	MB-07TH140NT-10L	★	★	★	★	7	3.8	2.7	5.8	1.5	0.1

CZC$_{MS}$ moet corresponderen met CZC$_{WS}$ op adapter.

R = Rechts, L = Links

F2 B134 C83 H36 H25

CoroCut® MB volhardmetalen kop voor draadsnijden

ACME 29° deelprofiel

TCTR 2G
STDNO ANSI B1.5-1988



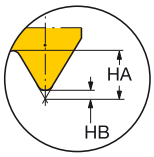

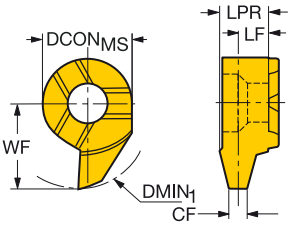

Inwendige rechtse draad

	CZC$_{MS}$	TPI	DMIN$_1$	Bestelnummer	P 1025	M 1025	N 1025	S 1025	Afmetingen, mm DCON$_{MS}$	CF	LPR	LF	WF	HA	HB
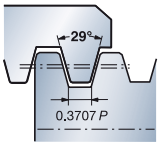	07	16.0	11.0	MB-07TH160AC-11R	★	★	★	★	7	0.5	3.9	3.3	6.8	2.1	1.0
	07	14.0	11.0	MB-07TH140AC-11R	★	★	★	★	7	0.6	3.9	3.2	6.8	2.3	1.2
	07	12.0	11.0	MB-07TH120AC-11R	★	★	★	★	7	0.7	3.9	3.1	6.8	2.7	1.4
	07	10.0	11.0	MB-07TH100AC-11R	★	★	★	★	7	0.8	3.9	3.0	6.8	3.3	1.6
	07	8.0	11.0	MB-07TH080AC-11R	★	★	★	★	7	1.0	3.9	2.8	6.8	4.1	2.0

STUB-ACME 29° deelprofiel

TCTR 2G
STDNO ANSI B1.8-1988



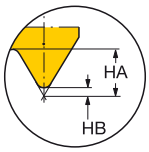

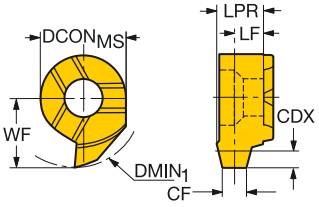

Inwendige rechtse draad

	CZC$_{MS}$	TPI	DMIN$_1$	Bestelnummer	P 1025	M 1025	N 1025	S 1025	Afmetingen, mm DCON$_{MS}$	CF	LPR	LF	WF	HA	HB
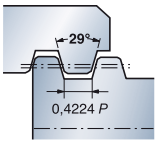	07	16.0	10.0	MB-07TH160SA-10R	★	★	★	★	7	0.6	4.0	3.4	5.8	1.9	1.1
	07	14.0	10.0	MB-07TH140SA-10R	★	★	★	★	7	0.7	4.0	3.3	5.8	2.2	1.3
	07	12.0	10.0	MB-07TH120SA-10R	★	★	★	★	7	0.8	4.0	3.2	5.8	2.5	1.6
	07	10.0	10.0	MB-07TH100SA-10R	★	★	★	★	7	0.9	3.9	3.1	5.8	3.0	1.8
	07	8.0	10.0	MB-07TH080SA-10R	★	★	★	★	7	1.2	3.7	2.5	5.8	3.7	2.3

CZC$_{MS}$ moet corresponderen met CZC$_{WS}$ op adapter.

R = rechts

F2 B134 C83 H36 H25

Aanbevolen snijsnelheden

MC Nr.	CMC nr.	Materiaal	Specifieke snijkracht k_{c1} N/mm²	Hardheid Brinell HB	Soorten GC1125 Snijsnelheid (V_c), m/min	GC1135	GC1020	H13A
ISO P								
		Ongelegeerd staal						
P1.1.Z.AN	01.1	C = 0,1–0,25%	1500	125	230	205	185	160
P1.2.Z.AN	01.2	C = 0,25–0,55%	1600	150	195	170	155	130
P1.3.Z.AN	01.3	C = 0,55–0,80%	1700	170	180	160	145	125
		Laaggelegeerd staal (legeringselementen ≤5%)						
P2.1.Z.AN	02.1	Ongehard	1700	180	155	140	125	115
P2.1.Z.AN	02.12	Kogellagerstaal	1800	210	145	125	115	105
P2.5.Z.HT	02.2	Gehard en ontlaten	1850	275	120	105	95	80
P2.5.Z.HT	02.2	Gehard en ontlaten	2050	350	95	85	75	65
		Hooggelegeerd staal (legeringselementen >5%)						
P3.0.Z.AN	03.11	Gegloeid	1950	200	140	120	110	105
P3.0.Z.HT	03.21	Gehard gereedschapsstaal	3000	325	115	100	80	70
		Gietstaal						
P1.5.C.UT	06.1	Ongelegeerd	1550	180	220	200	180	170
P2.6.C.UT	06.2	Laaggelegeerd (legeringselementen ≤5%)	1600	200	150	130	120	95
P3.0.C.UT	06.3	Hooggelegeerd (legeringselementen >5%)	2050	225	120	105	95	85
P3.2.C.AQ	06.33	Mangaanstaal, 12–14% Mn	2900	250	40	38	35	33
ISO M								
		Staf/gesmeed Ferrietisch/martensietisch						
P5.0.Z.AN	05.11	Ongehard	1800	200	160	145	130	90
P5.0.Z.PH	05.12	PH-gehard	2850	330	115	100	90	70
P5.0.Z.HT	05.13	Gehard	2350	330	105	95	85	65
		Staf/gesmeed Austenietisch						
M1.0.Z.AQ	05.21	Austenietisch	1800	180	140	130	120	75
M1.0.Z.PH	05.22	PH-gehard	2850	330	100	90	80	60
M2.0.Z.AQ	05.23	Super-austenietisch	2250	200	80	75	70	50
		Roestvaststaal – Staf/gesmeed Austenietisch-ferrietisch (Duplex)						
M3.1.Z.AQ	05.51	Niet lasbaar ≥ 0.05%C	2000	230	110	100	90	-
M3.2.Z.AQ	05.52	Lasbaar < 0,05%C	2450	260	90	80	70	-
		Roestvaststaal - Gegoten Ferrietisch/martensietisch						
P5.0.C.UT	15.11	Ongehard	1700	200	120	100	90	90
	15.12	PH-gehard	2450	330	90	80	70	55
P5.0.C.HT	15.13	Gehard	2150	330	70	65	60	50
		Roestvaststaal - Gegoten Austenietisch						
M1.0.C.UT	15.21	Austenietisch	1700	180	120	110	100	80
	15.22	PH-gehard	2450	330	70	65	60	50
M2.0.C.AQ	15.23	Super-austenietisch	2150	200	90	80	70	40
		Roestvaststaal - Gegoten Austenietisch-ferrietisch (Duplex)						
M3.1.C.AQ	15.51	Niet lasbaar ≥ 0.05%C	1800	230	100	95	85	-
M3.2.C.AQ	15.52	Lasbaar < 0,05%C	2250	260	75	70	65	-
ISO K								
		Smeedbaar gietijzer						
	07.1	Ferrietisch (kortspanig)	790	130	170	150	135	95
K1.1.C.NS	07.2	Perlietisch (langspanig)	900	230	125	110	100	70
		Grijs gietijzer						
K2.1.C.UT	08.1	Lage treksterkte	890	180	160	140	130	85
K2.2.C.UT	08.2	Hoge treksterkte	970	220	140	130	120	80
		Nodulair SG-ijzer						
K3.1.C.UT	09.1	Ferrietisch	900	160	140	135	125	110
K3.3.C.UT	09.2	Perlietisch	1350	250	110	100	90	80
K3.4.C.UT	09.3	Martensietisch	2100	380	80	75	65	60
ISO N								
		Aluminiumlegeringen Gesmeed/gesmeed en						
N1.2.Z.UT	30.11	+ koudgetrokken, niet veredeld	400	60	500	500	500	500
N1.2.Z.AG	30.12	Veredeld	650	100	500	500	500	450
		Aluminiumlegeringen						
N1.3.C.UT	30.21	Gegoten	600	75	500	500	455	425
N1.3.C.AG	30.22	Gegoten of gegoten en veredeld	700	90	400	325	280	250
	30.41	Gegoten Si 13-15% Gegoten Si 16-22%	700	130	300	270	245	210
N1.4.C.NS	30.42		700	130	300	270	245	210
		Koper en koperlegeringen						
N3.3.U.UT	33.1	Automatenstaal legeringen, ≥1% Pb	550	110	500	460	420	370
N3.2.C.UT	33.2	Messing, loodhoudend brons, ≤1% Pb	550	90	300	270	245	210
N3.1.U.UT	33.3	Brons en ongelood koper, incl. elektrolytisch koper	1350	100	210	190	175	150

Aanbevolen snijsnelheden

MC Nr.	CMC nr.	Materiaal	Specifieke snijkracht k_{c1} N/mm²	Hardheid Brinell HB	Soorten GC1125	GC1135	GC1020	H13A	CB7015
					Snijsnelheid (V_c), m/min				
		ISO S							
		Hittebestendige legeringen							
		Op ijzerbasis							
S1.0.U.AN	20.11	Gegloeid Verededeld	2400	200	55	50	45	45	-
S1.0.U.AG	20.12		2500	280	35	35	30	30	-
		Op nikkelbasis							
S2.0.Z.AN	20.21	Gegloeid Verededeld	2650	250	25	25	20	19	-
S2.0.Z.AG	20.22		2900	350	15	15	13	13	-
S2.0.C.NS	20.24	Gegoten	3000	320	13	13	10	11	-
		Op cobaltbasis							
S3.0.Z.AN	20.31	Gegloeid Verededeld	2700	200	30	30	25	22	-
S3.0.Z.AG	20.32		3000	300	20	18	15	14	-
S3.0.C.NS	20.33	Gegoten	3100	320	20	18	15	15	-
		Titaniumlegeringen							
S4.1.Z.UT	23.1	Technisch zuiver (99.5% Ti)	1300	400 Rm	170	160	140	120	-
S4.2.Z.AN	23.21	α, bijna α en α+β legeringen, gegloeid	1400	950 Rm	70	65	60	50	-
S4.3.Z.AG	23.22	α+β legeringen in geharde condities, β legeringen, gegloeid of gehard	1400	1050 Rm	60	55	50	40	-
		ISO H							
		Extra hard staal							
H1.1.Z.HA	04.1	Gehard en ontlaten	2750	47 HRC	60	50	50	-	130
H1.3.Z.HA	04.1		4300	60 HRC	39	32	32	-	130
		Coquille gietijzer							
H2.0.C.UT	10.1	Gegoten of gegoten en verededeld	2250	400	45	40	35	50	-

CoroThread® 266

De hellingshoek wordt berekend met de volgende formule:

$$\lambda = \tan^{-1}\left(\frac{P}{d_2 \times \pi}\right)$$

P = Spoed
d_2 = Effectieve draaddiameter

λ = Hellingshoek

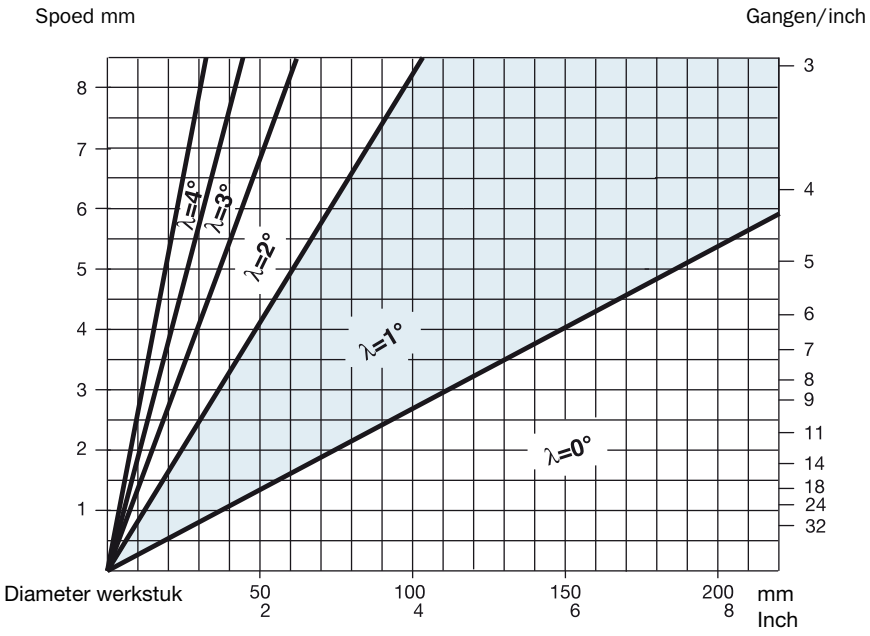

Spoedbereik mm	Wisselplaat afmeting △	Hellingshoek	Onderlegplaten Voor uitw. gereedschap in R uitvoering Voor inw. gereedschap in L uitvoering	Onderlegplaten Voor uitw. gereedschap in L uitvoering Voor inw. gereedschap in R uitvoering
0.5-3.0	16	–2°	5322 389-22	5322 390-22
		–1°	5322 389-21	5322 390-21
		0°	5322 389-10	5322 390-10
		1°	5322 389-11 1)	5322 390-11 1)
		2°	5322 389-12	5322 390-12
		3°	5322 389-13	5322 390-13
		4°	5322 389-14	5322 390-14
2.5-7.0	22	–2°	5322 379-22	5322 380-22
		–1°	5322 379-21	5322 380-21
		0°	5322 379-10	5322 380-10
		1°	5322 379-11 1)	5322 380-11 1)
		2°	5322 379-12	5322 380-12
		3°	5322 379-13	5322 380-13
		4°	5322 379-14	5322 380-14
8.0	27	0°	5322 387-10	5322 388-10
		1°	5322 387-11 1)	5322 388-11 1)
		2°	5322 387-12	5322 388-12
		3°	5322 387-13	5322 388-13
		4°	5322 387-14	5322 388-14

Spoedbereik mm	Wisselplaat afmeting △	Hellingshoek	Onderlegplaten voor opnames 266R/LFA Voor uitw. gereedschap in R uitvoering Voor inw. gereedschap in L uitvoering	Onderlegplaten voor opnames 266R/LFA Voor uitw. gereedschap in L uitvoering Voor inw. gereedschap in R uitvoering
0.5-3.0	16	-2°	5322 391-22	5322 392-22
		-1°	5322 391-21	5322 392-21
		0°	5322 391-10	5322 392-10
		1°	5322 391-11 1)	5322 392-11 1)
		2°	5322 391-12	5322 392-12
		3°	5322 391-13	5322 392-13
		4°	5322 391-14	5322 392-14
2.5-7.0	22	0°	5322 393-10	5322 394-10
		1°	5322 393-11 1)	5322 394-11 1)
		2°	5322 393-12	5322 394-12
		3°	5322 393-13	5322 394-13
		4°	5322 393-14	5322 394-14

1) Meegeleverd bij het gereedschap

Opmerking!
De laatste twee cijfers in de klemplaatcode geven + of - aan en de effectieve hellingshoek met de klemplaat in de houder gemonteerd, bijvoorbeeld 5322 379-11 = hoek + 1° en 5322 379-21 = hoek - 1°.

CoroThread® 266

TPI	Hellingshoek				
	4°	3°	2° (-2°)	1° (-1°)	0°
	Draaddiameter, inch				
32	<.16	.16-.23	.23-.38	.38-1.14	>1.14
28	<.16	.16-.26	.26-.43	.43-1.30	>1.30
24	<.22	.22-.30	.30-.51	.51-1.52	>1.52
20	<.26	.26-.36	.36-.61	.61-1.82	>1.82
18	<.29	.29-.40	.40-.68	.68-2.03	>2.03
16	<.33	.33-.46	.46-.76	.76-2.28	>2.28
14	<.37	.37-.52	.52-.87	.87-2.61	>2.61
13	<.40	.40-.56	.56-.94	.94-2.81	>2.81
12	<.43	.43-.61	.61-1.01	1.01-3.04	>3.04
11	<.47	.47-.66	.66-1.11	1.11-3.32	>3.32
10	<.52	.52-.73	.73-1.22	1.22-3.65	>3.65
9	<.58	.58-.81	.81-1.35	1.35-4.05	>4.05
8	<.65	.65-.91	.91-1.52	1.52-4.56	>4.56
7	<.74	.74-1.04	1.04-1.74	1.74-5.21	>5.21
6	<.87	.87-1.22	1.22-2.03	2.03-6.08	>6.08
5	<1.04	1.04-1.46	1.46-2.43	2.43-7.30	>7.30
4	<1.30	1.30-1.82	1.82-3.04	3.04-9.12	>9.12
3	<1.74	1.74-2.43	2.43-4.05	4.05-12.15	>12.15

Spoed, mm	Hellingshoek				
	4°	3°	2° (-2°)	1° (-1°)	0°
	Draaddiameter, inch				
0.50	<.10	.10-.14	.14-.72	.24-.72	>.72
0.75	<.15	.15-.22	.22-.36	.36-1.08	>1.08
1.00	<.20	.20-.29	.29-.48	.48-1.44	>1.44
1.25	<.26	.26-.36	.36-.60	.60-1.80	>1.80
1.50	<.31	.31-.43	.43-.72	.72-2.15	>2.15
1.75	<.36	.36-.50	.50-.84	.84-2.51	>2.51
2.00	<.41	.41-.57	.57-.96	.96-2.87	>2.87
2.50	<.51	.51-.72	.72-1.20	1.20-3.59	>3.59
3.00	<.62	.62-.86	.86-1.44	1.44-4.31	>4.31
3.50	<.72	.72-1.00	1.00-1.68	1.68-5.03	>5.03
4.00	<.82	.82-1.15	1.15-1.92	1.92-5.74	>5.74
4.50	<.92	.92-1.29	1.29-2.15	2.15-6.46	>6.46
5.00	<1.02	1.02-1.44	1.44-2.39	2.39-7.18	>7.18
5.50	<1.13	1.13-1.58	1.58-2.63	2.63-7.90	>7.90
6.00	<1.23	1.23-1.72	1.72-2.87	2.87-8.62	>8.62
7.00	<1.26	1.26-2.00	2.00-3.35	3.35-10.04	>10.04
8.00	<1.64	1.64-2.30	2.30-3.83	3.83-11.84	>11.84

De hellingshoek wordt berekend met de volgende formule:

P = Spoed
d_2 = Effectieve draaddiameter
λ = Hellingshoek

$$\lambda = \tan^{-1}\left(\frac{P}{d_2 \times \pi}\right)$$

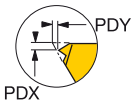

ISO metrisch (MM), extern

	Spoed, mm														
	0.50	0.75	1.00	1.25	1.50	1.75	2.00	2.50	3.00	3.50	4.00	4.50	5.00	5.50	6.00
PDY	1.32	1.32	1.32	1.32	1.32	1.32	1.32	1.32	1.32	1.67	1.67	1.67	1.38	1.08	0.88
PDX	0.50	0.50	0.80	0.80	1.00	1.20	1.40	1.40	1.80	2.50	2.50	2.50	2.50	2.50	2.80
Aantal invoedingen	Radiale voeding per gang														
1	0.10	0.16	0.16	0.17	0.20	0.17	0.20	0.20	0.20	0.24	0.24	0.27	0.29	0.27	0.30
2	0.09	0.15	0.15	0.15	0.19	0.17	0.19	0.19	0.19	0.23	0.22	0.25	0.28	0.26	0.29
3	0.08	0.12	0.14	0.14	0.18	0.16	0.18	0.18	0.19	0.22	0.22	0.24	0.27	0.26	0.29
4	0.07	0.07	0.12	0.13	0.16	0.15	0.17	0.17	0.18	0.21	0.21	0.23	0.26	0.25	0.28
5			0.08	0.12	0.14	0.14	0.16	0.17	0.17	0.21	0.21	0.23	0.25	0.25	0.27
6				0.08	0.08	0.13	0.15	0.16	0.17	0.20	0.20	0.22	0.25	0.24	0.26
7						0.11	0.13	0.15	0.16	0.18	0.19	0.21	0.24	0.23	0.26
8						0.08	0.08	0.14	0.15	0.17	0.18	0.20	0.23	0.23	0.25
9								0.12	0.14	0.16	0.17	0.19	0.22	0.22	0.24
10								0.08	0.13	0.15	0.16	0.18	0.20	0.21	0.23
11									0.12	0.13	0.15	0.17	0.19	0.20	0.22
12									0.08	0.08	0.14	0.16	0.17	0.19	0.20
13											0.12	0.14	0.15	0.18	0.19
14											0.08	0.10	0.10	0.16	0.17
15														0.14	0.15
16														0.10	0.10
Totale invoeding	0.34	0.50	0.65	0.79	0.95	1.11	1.26	1.56	1.88	2.18	2.49	2.79	3.10	3.39	3.70

ISO metrisch (MM), intern

	Spoed, mm														
	0.50	0.75	1.00	1.25	1.50	1.75	2.00	2.50	3.00	3.50	4.00	4.50	5.00	5.50	6.00
PDY	1.30	1.30	1.30	1.30	1.30	1.30	1.30	1.30	1.30	1.64	1.64	1.64	1.35	1.06	0.87
PDX	0.50	0.50	0.80	0.80	1.00	1.20	1.40	1.40	1.80	2.50	2.50	2.50	2.50	2.50	2.40
Aantal invoedingen	Radiale voeding per gang														
1	0.10	0.15	0.15	0.16	0.20	0.16	0.19	0.19	0.19	0.22	0.24	0.23	0.26	0.25	0.28
2	0.09	0.14	0.14	0.15	0.18	0.15	0.18	0.18	0.18	0.21	0.22	0.23	0.26	0.25	0.27
3	0.08	0.12	0.13	0.14	0.17	0.15	0.17	0.17	0.18	0.20	0.22	0.22	0.25	0.24	0.26
4	0.07	0.07	0.12	0.13	0.15	0.14	0.16	0.17	0.17	0.20	0.21	0.22	0.24	0.24	0.26
5			0.08	0.11	0.13	0.13	0.15	0.16	0.16	0.19	0.21	0.21	0.24	0.23	0.26
6				0.08	0.08	0.12	0.14	0.15	0.16	0.18	0.20	0.20	0.23	0.22	0.24
7						0.11	0.12	0.14	0.15	0.17	0.19	0.20	0.22	0.22	0.24
8						0.08	0.08	0.13	0.14	0.16	0.18	0.19	0.21	0.22	0.23
9								0.12	0.14	0.15	0.17	0.18	0.20	0.20	0.22
10								0.08	0.12	0.14	0.16	0.17	0.19	0.20	0.21
11									0.11	0.12	0.15	0.16	0.18	0.19	0.20
12									0.08	0.08	0.14	0.15	0.16	0.18	0.19
13											0.12	0.14	0.15	0.17	0.18
14											0.08	0.10	0.10	0.16	0.16
15														0.14	0.15
16														0.10	0.10
Totale invoeding	0.34	0.48	0.63	0.77	0.92	1.05	1.20	1.48	1.78	2.03	2.31	2.61	2.88	3.19	3.44

ISO inch (UN), uitwendig

	Spoed, mm																	
	32	28	24	20	18	16	14	13	12	11	10	9	8	7	6	5	4.5	4
PDY	1.32	1.32	1.32	1.32	1.32	1.32	1.32	1.32	1.32	1.32	1.32	1.32	1.32	1.67	1.67	1.38	1.09	0.79
PDX	0.50	0.80	0.80	0.80	1.00	1.00	1.20	1.40	1.40	1.40	1.40	1.80	1.80	2.50	2.50	2.50	2.65	2.90
Aantal invoedingen	Radiale voeding per gang																	
1	0.17	0.15	0.18	0.18	0.20	0.19	0.18	0.20	0.22	0.21	0.21	0.21	0.22	0.25	0.24	0.29	0.28	0.32
2	0.16	0.14	0.16	0.17	0.18	0.18	0.18	0.19	0.21	0.20	0.20	0.20	0.21	0.24	0.23	0.29	0.28	0.32
3	0.13	0.13	0.15	0.15	0.17	0.17	0.17	0.18	0.20	0.19	0.19	0.19	0.20	0.23	0.23	0.28	0.27	0.31
4	0.08	0.11	0.13	0.14	0.15	0.16	0.16	0.17	0.19	0.18	0.18	0.19	0.20	0.22	0.22	0.27	0.26	0.30
5		0.08	0.08	0.12	0.13	0.14	0.15	0.16	0.17	0.17	0.17	0.18	0.19	0.21	0.21	0.26	0.26	0.29
6				0.08	0.08	0.12	0.14	0.14	0.15	0.16	0.16	0.17	0.18	0.20	0.21	0.25	0.25	0.28
7						0.08	0.12	0.12	0.13	0.15	0.15	0.16	0.17	0.19	0.20	0.24	0.24	0.27
8							0.08	0.08	0.08	0.13	0.14	0.15	0.16	0.18	0.19	0.23	0.23	0.26
9										0.08	0.12	0.14	0.15	0.17	0.18	0.22	0.22	0.25
10											0.08	0.12	0.14	0.15	0.17	0.21	0.22	0.24
11												0.08	0.12	0.13	0.16	0.19	0.21	0.23
12													0.08	0.08	0.15	0.18	0.19	0.22
13															0.14	0.15	0.18	0.20
14															0.10	0.10	0.17	0.18
15																	0.15	0.16
16																	0.10	0.10
Totale invoeding	0.54	0.60	0.70	0.84	0.92	1.04	1.17	1.24	1.35	1.47	1.62	1.79	2.02	2.26	2.64	3.17	3.51	3.94

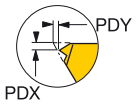

ISO inch (UN), inwendig

	Spoed, mm																	
	32	28	24	20	18	16	14	13	12	11	10	9	8	7	6	5	4.5	4
PDY	1.30	1.30	1.30	1.30	1.30	1.30	1.30	1.30	1.30	1.30	1.30	1.30	1.30	1.64	1.64	1.35	1.06	0.87
PDX	0.50	0.80	0.80	0.80	1.00	1.00	1.20	1.40	1.40	1.40	1.40	1.80	1.80	2.50	2.50	2.50	2.50	2.60
Aantal invoedingen	Radiale voeding per gang																	
1	0.16	0.14	0.16	0.16	0.18	0.17	0.16	0.18	0.20	0.19	0.19	0.19	0.22	0.21	0.23	0.26	0.25	0.28
2	0.14	0.13	0.15	0.16	0.17	0.16	0.16	0.16	0.19	0.18	0.18	0.18	0.21	0.21	0.23	0.26	0.25	0.27
3	0.13	0.12	0.14	0.14	0.16	0.15	0.15	0.15	0.18	0.18	0.17	0.18	0.20	0.20	0.22	0.25	0.24	0.26
4	0.08	0.11	0.12	0.13	0.14	0.14	0.14	0.14	0.17	0.17	0.17	0.17	0.20	0.19	0.22	0.24	0.24	0.26
5		0.08	0.08	0.12	0.13	0.13	0.14	0.14	0.16	0.16	0.16	0.16	0.19	0.19	0.21	0.24	0.23	0.25
6				0.08	0.08	0.12	0.13	0.13	0.14	0.15	0.15	0.16	0.18	0.18	0.20	0.23	0.22	0.24
7						0.08	0.11	0.11	0.13	0.14	0.14	0.15	0.17	0.18	0.20	0.22	0.22	0.24
8							0.08	0.08	0.08	0.12	0.13	0.14	0.16	0.17	0.19	0.21	0.21	0.23
9										0.08	0.12	0.14	0.15	0.16	0.18	0.20	0.20	0.22
10											0.08	0.12	0.14	0.15	0.17	0.19	0.20	0.21
11												0.11	0.12	0.14	0.16	0.18	0.19	0.20
12												0.08	0.08	0.13	0.15	0.16	0.18	0.19
13														0.12	0.14	0.15	0.17	0.18
14														0.08	0.10	0.10	0.16	0.16
15																	0.14	0.15
16																	0.10	0.10
Totale invoeding	0.51	0.58	0.66	0.78	0.86	0.96	1.07	1.15	1.25	1.36	1.48	1.78	2.03	2.31	2.61	2.88	3.19	3.44

Whitworth (WH), uitwendig en inwendig

		Spoed, mm																
		28	26	20	19	18	16	14	12	11	10	9	8	7	6	5	4.5	4
Uitwendig	PDY	1.32	1.32	1.32	1.32	1.32	1.32	1.32	1.32	1.32	1.32	1.32	1.32	1.67	1.67	1.38	0.99	0.59
	PDX	0.80	0.80	0.80	0.80	1.00	1.00	1.40	1.40	1.40	1.40	1.80	1.80	2.50	2.50	2.50	2.65	2.75
Inwendig	PDY				1.30	1.30	1.30	1.30	1.30	1.30	1.30	1.30	1.30	1.64	1.64	1.35	0.96	0.67
	PDX				0.80	0.80	1.00	1.20	1.40	1.40	1.40	1.80	1.80	2.50	2.50	2.50	2.65	2.75
Aantal invoedingen		Radiale voeding per gang																
1		0.16	0.17	0.19	0.20	0.17	0.17	0.20	0.23	0.22	0.22	0.22	0.23	0.26	0.25	0.31	0.30	0.34
2		0.15	0.16	0.18	0.18	0.16	0.16	0.19	0.22	0.21	0.21	0.21	0.22	0.26	0.25	0.30	0.29	0.33
3		0.14	0.14	0.16	0.17	0.16	0.15	0.18	0.21	0.20	0.20	0.20	0.21	0.25	0.24	0.29	0.29	0.32
4		0.12	0.13	0.15	0.15	0.15	0.15	0.17	0.19	0.19	0.19	0.20	0.21	0.24	0.23	0.28	0.28	0.31
5		0.08	0.08	0.13	0.13	0.13	0.14	0.16	0.18	0.18	0.18	0.19	0.20	0.23	0.23	0.28	0.27	0.30
6				0.08	0.08	0.12	0.13	0.14	0.16	0.17	0.17	0.18	0.19	0.22	0.22	0.27	0.26	0.29
7						0.08	0.11	0.12	0.14	0.15	0.16	0.17	0.18	0.20	0.21	0.25	0.25	0.28
8							0.08	0.08	0.08	0.13	0.15	0.16	0.17	0.19	0.20	0.24	0.25	0.27
9										0.08	0.13	0.14	0.16	0.18	0.19	0.23	0.24	0.26
10											0.08	0.12	0.14	0.16	0.18	0.22	0.23	0.25
11												0.08	0.12	0.14	0.17	0.20	0.22	0.24
12													0.08	0.08	0.16	0.18	0.20	0.22
13															0.14	0.16	0.19	0.21
14															0.10	0.10	0.17	0.19
15																	0.15	0.16
16																	0.10	0.10
Totale invoeding		0.64	0.68	0.88	0.92	0.97	1.08	1.23	1.42	1.54	1.70	1.87	2.10	2.39	2.78	3.32	3.69	4.06

Rond 30° DIN 405 (RN) uitwendig

	Spoed, gangen per inch			
	10	8	6	4
PDY	1.33	1.33	1.43	1.38
PDX	0.83	1.05	1.50	2.60
Aantal invoedingen	Radiale voeding per gang			
1	0.21	0.21	0.24	0.30
2	0.20	0.20	0.23	0.29
3	0.19	0.19	0.22	0.28
4	0.18	0.19	0.21	0.27
5	0.16	0.18	0.20	0.26
6	0.15	0.17	0.19	0.25
7	0.13	0.15	0.18	0.24
8	0.08	0.14	0.17	0.23
9		0.12	0.16	0.22
10		0.08	0.15	0.21
11			0.13	0.19
12			0.08	0.18
13				0.15
14				0.10
Totale invoeding	1.30	1.63	2.17	2.95

Rond 30° DIN 405 (RN) inwendig

	Spoed, gangen per inch			
	10	8	6	4
PDY	1.30	1.30	1.45	1.35
PDX	1.85	1.05	1.35	2.60
Aantal invoedingen	Radiale voeding per gang			
1	0.22	0.21	0.24	0.30
2	0.21	0.20	0.23	0.29
3	0.20	0.20	0.22	0.29
4	0.18	0.19	0.21	0.28
5	0.17	0.18	0.21	0.27
6	0.15	0.17	0.20	0.26
7	0.13	0.16	0.19	0.25
8	0.08	0.14	0.17	0.24
9		0.12	0.16	0.23
10		0.08	0.15	0.21
11			0.13	0.20
12			0.08	0.18
13				0.16
14				0.10
Totale invoeding	1.34	1.64	2.18	2.98

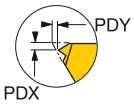

ACME (AC), uitwendig

	Spoed, mm								
	16	14	12	10	8	6	5	4	3
PDY	1.33	1.33	1.33	1.33	1.50	1.37	1.37	0.76	0.54
PDX	1.00	1.10	1.20	1.30	1.50	1.90	2.10	2.40	3.30
Aantal invoedingen	Radiale voeding per gang								
1	0.22	0.20	0.20	0.20	0.20	0.24	0.26	0.28	0.31
2	0.20	0.19	0.19	0.20	0.20	0.23	0.25	0.28	0.31
3	0.19	0.18	0.18	0.19	0.19	0.23	0.25	0.27	0.30
4	0.17	0.17	0.17	0.18	0.18	0.22	0.24	0.26	0.30
5	0.14	0.15	0.16	0.17	0.18	0.21	0.23	0.26	0.29
6	0.08	0.13	0.15	0.16	0.17	0.20	0.23	0.25	0.28
7		0.08	0.13	0.15	0.16	0.20	0.22	0.24	0.28
8			0.08	0.14	0.15	0.19	0.21	0.23	0.27
9				0.12	0.14	0.18	0.20	0.22	0.26
10				0.08	0.13	0.17	0.19	0.22	0.25
11					0.12	0.16	0.18	0.21	0.24
12					0.08	0.14	0.16	0.19	0.23
13						0.10	0.14	0.18	0.22
14							0.10	0.17	0.21
15								0.15	0.20
16								0.10	0.19
17									0.17
18									0.15
19									.100
Totale invoeding	0.99	1.10	1.26	1.60	1.91	2.46	2.87	3.51	4.57

NPT (NT), uitwendig en inwendig

		Spoed, gangen per inch				
		27	18	14	11½	8
Uitwendig	PDY	1.03	1.03	1.03	1.03	1.03
	PDX	0.80	1.00	1.20	1.40	1.60
Inwendig	PDY	0.72	1.01	1.01	1.01	1.01
	PDX	0.85	1.20	1.20	1.40	1.60
Aantal invoedingen		Radiale voeding per gang				
1		0.15	0.17	0.18	0.18	0.21
2		0.15	0.17	0.17	0.17	0.21
3		0.14	0.16	0.16	0.17	0.20
4		0.13	0.15	0.16	0.16	0.20
5		0.11	0.14	0.15	0.16	0.19
6		0.08	0.13	0.15	0.15	0.18
7			0.11	0.14	0.15	0.18
8			0.08	0.13	0.14	0.17
9				0.11	0.13	0.17
10				0.08	0.12	0.16
11					0.11	0.15
12					0.08	0.14
13						0.13
14						0.11
15						0.08
Totale invoeding		0.62	0.90	1.20	1.51	2.05

ACME (AC), inwendig

	Spoed, mm								
	16	14	12	10	8	6	5	4	3
PDY	1.30	1.30	1.33	1.33	1.14	1.33	0.92	0.81	0.54
PDX	0.80	1.00	1.10	1.20	1.50	2.00	2.20	2.40	3.30
Aantal invoedingen	Radiale voeding per gang								
1	0.22	0.21	0.21	0.21	0.21	0.24	0.26	0.29	0.31
2	0.21	0.20	0.20	0.20	0.20	0.23	0.26	0.28	0.31
3	0.19	0.19	0.19	0.20	0.20	0.23	0.25	0.27	0.30
4	0.17	0.17	0.18	0.19	0.19	0.22	0.24	0.27	0.29
5	0.14	0.16	0.16	0.18	0.18	0.21	0.24	0.26	0.29
6	0.08	0.13	0.15	0.17	0.17	0.21	0.23	0.25	0.28
7		0.08	0.13	0.16	0.17	0.20	0.22	0.24	0.27
8			0.08	0.14	0.16	0.19	0.21	0.23	0.27
9				0.12	0.15	0.18	0.20	0.23	0.26
10				0.08	0.13	0.17	0.19	0.22	0.25
11					0.12	0.16	0.18	0.21	0.24
12					0.08	0.14	0.16	0.20	0.23
13						0.10	0.15	0.18	0.22
14							0.10	0.17	0.21
15								0.15	0.20
16								0.10	0.19
17									0.17
18									0.15
19									.100
Totale invoeding	1.02	1.14	1.30	1.64	1.95	2.48	2.90	3.54	4.56

NPTF (NT), uitwendig en inwendig

		Spoed, mm				
		27	18	14	11½	8
Uitwendig	PDY	1.03	1.03	1.03	1.03	1.03
	PDX	0.80	1.00	1.20	1.40	1.60
Inwendig	PDY			1.01	1.01	1.01
	PDX			1.20	1.40	1.60
Aantal invoedingen		Radiale voeding per gang				
1		0.14	0.16	0.17	0.17	0.19
2		0.13	0.16	0.17	0.17	0.19
3		0.13	0.15	0.16	0.16	0.18
4		0.12	0.14	0.16	0.16	0.18
5		0.11	0.13	0.15	0.15	0.18
6		0.08	0.12	0.15	0.15	0.17
7			0.11	0.13	0.14	0.17
8			0.08	0.12	0.14	0.16
9				0.11	0.13	0.16
10				0.08	0.12	0.15
11					0.11	0.14
12					0.08	0.14
13						0.13
14						0.12
15						0.11
16						0.08
Totale invoeding		0.70	1.06	1.41	1.69	2.36

Stub-ACME (SA), extern en intern

		Spoed, mm								
		16	14	12	19	8	6	5	4	3
Uitwendig	PDY	1.32	1.32	1.32	1.32	1.23	1.67	1.67	1.67	1.76
	PDX	0.90	1.00	1.10	1.20	1.50	1.80	2.00	2.40	3.10
Inwendig	PDY		1.64	1.33	1.30	1.20	1.64	1.64	1.64	1.76
	PDX		2.40	1.10	1.20	1.50	1.80	2.00	2.40	3.10
Aantal invoedingen		Radiale voeding per gang								
1		0.18	0.20	0.18	0.21	0.22	0.24	0.25	0.24	0.25
2		0.16	0.18	0.17	0.20	0.21	0.23	0.24	0.24	0.24
3		0.15	0.17	0.16	0.19	0.19	0.22	0.23	0.23	0.24
4		0.13	0.14	0.15	0.17	0.18	0.21	0.22	0.22	0.23
5		0.08	0.08	0.13	0.15	0.17	0.19	0.21	0.21	0.22
6				0.08	0.13	0.15	0.18	0.19	0.20	0.22
7					0.08	0.13	0.16	0.18	0.19	0.21
8						0.08	0.14	0.16	0.18	0.20
9							0.08	0.14	0.17	0.19
10								0.09	0.16	0.18
11									0.14	0.17
12									0.09	0.16
13										0.15
14										0.13
15										0.09
Totale invoeding		0.70	0.77	0.87	1.13	1.33	1.64	1.90	2.27	2.90

MJ, uitwendig

		Spoed, mm	
		1.5	2
	PDY	1.32	1.32
	PDX	1.00	1.40
Aantal invoedingen		Radiale voeding per gang	
1		0.20	0.19
2		0.18	0.18
3		0.17	0.17
4		0.15	0.16
5		0.13	0.15
6		0.08	0.14
7			0.12
8			0.08
Totale invoeding		0.92	1.21

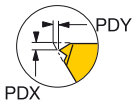

Trapezoïdaal (TR), uitwendig en inwendig

		Spoed, mm							
		1.5	2	3	4	5	6	7	8
Uitwendig	PDY	1.37	1.37	1.27	1.42	1.42	0.81	0.81	0.54
	PDX	1.00	1.10	1.60	1.90	2.10	2.40	2.40	3.30
Inwendig	PDY		1.40	1.29	1.45	1.45	0.83	1.03	0.54
	PDX		1.00	1.60	1.90	2.10	2.40	2.40	3.30
Aantal invoedingen		Radiale voeding per gang							
1		0.22	0.22	0.20	0.24	0.27	0.29	0.34	0.32
2		0.21	0.21	0.19	0.23	0.27	0.29	0.33	0.31
3		0.19	0.20	0.18	0.22	0.26	0.28	0.32	0.31
4		0.17	0.19	0.18	0.22	0.25	0.27	0.32	0.30
5		0.14	0.17	0.17	0.21	0.24	0.27	0.31	0.29
6		0.08	0.16	0.17	0.20	0.23	0.26	0.30	0.29
7			0.13	0.16	0.19	0.22	0.25	0.29	0.28
8			0.08	0.15	0.18	0.21	0.24	0.28	0.27
9				0.14	0.17	0.20	0.23	0.26	0.26
10				0.13	0.16	0.19	0.22	0.25	0.25
11				0.11	0.14	0.17	0.21	0.24	0.25
12				0.08	0.13	0.16	0.20	0.22	0.24
13					0.08	0.13	0.19	0.21	0.23
14						0.08	0.17	0.19	0.22
15							0.15	0.16	0.20
16							0.10	0.10	0.19
17									0.17
18									0.15
19									0.10
Totale invoeding		1.02	1.36	1.86	2.37	2.88	3.63	4.12	4.62

BSPT (PT), uitwendig en inwendig

		Spoed, mm				
		28	19	14	11	8
Uitwendig	PDY	1.32	1.32	1.32	1.40	1.32
	PDX	0.80	0.80	1.20	1.40	1.80
Inwendig	PDY	1.30	1.30	1.30	1.30	1.30
	PDX	0.80	0.80	1.20	1.40	1.80
Aantal invoedingen		Radiale voeding per gang				
1		0.15	0.19	0.19	0.22	0.22
2		0.14	0.18	0.18	0.21	0.21
3		0.13	0.17	0.17	0.20	0.21
4		0.12	0.15	0.16	0.19	0.20
5		0.08	0.13	0.15	0.18	0.19
6			0.08	0.14	0.16	0.18
7				0.12	0.15	0.17
8				0.08	0.13	0.16
9					0.08	0.15
10						0.14
11						0.12
12						0.08
Totale invoeding		0.62	0.90	1.20	1.51	2.05

UNJ, uitwendig

		Spoed, mm									
		32	28	24	20	18	16	14	12	10	8
	PDY	1.32	1.32	1.32	1.32	1.32	1.32	1.32	1.32	1.32	1.32
	PDX	0.50	0.80	0.80	0.80	1.00	1.00	1.20	1.40	1.40	1.80
Aantal invoedingen		Radiale voeding per gang									
1		0.16	0.14	0.16	0.16	0.18	0.17	0.17	0.20	0.19	0.20
2		0.14	0.13	0.15	0.15	0.17	0.16	0.16	0.19	0.19	0.20
3		0.13	0.12	0.14	0.14	0.16	0.16	0.16	0.18	0.18	0.19
4		0.08	0.11	0.12	0.13	0.15	0.15	0.15	0.17	0.17	0.18
5			0.08	0.08	0.12	0.13	0.13	0.14	0.16	0.16	0.18
6					0.08	0.08	0.12	0.13	0.15	0.15	0.17
7							0.08	0.11	0.13	0.14	0.16
8								0.08	0.08	0.13	0.15
9										0.12	0.14
10										0.08	0.13
11											0.12
12											0.08
Totale invoeding		0.51	0.57	0.66	0.78	0.87	0.97	1.10	1.27	1.52	1.90

Multi-point

		ISO metrisch					ISO metrisch, extern				Whitworth (WH)			NPT
		Spoed					Spoed				Spoed			Spoed
		1.00	1.5	2.00	2.50	3.00	18	16	14	12	19	14	11	11½
	PDY	1.62	1.42	1.91	1.98	2.79	2.14	1.52	1.79	1.91	2.04	1.73	1.88	1.67
Uitwendig	PDX	2.02	2.20	2.90	3.75	4.40	3.45	2.40	2.70	3.10	3.30	2.70	3.40	3.40
Aantal invoedingen		Radiale voeding per gang												
1		0.34	0.36	0.47	0.46	0.55	0.49	0.39	0.44	0.52	0.49	0.47	0.45	0.50
2		0.31	0.33	0.46	0.43	0.52	0.43	0.36	0.41	0.47	0.43	0.43	0.43	0.48
3			0.26	0.33	0.40	0.48		0.29	0.32	0.36		0.33	0.39	0.44
4					0.27	0.33							0.27	0.31
Totale invoeding		0.65	0.95	1.26	1.56	1.88	0.92	1.04	1.17	1.35	0.92	1.23	1.54	1.73
		Spoed					Spoed				Spoed		Spoed	
		1.00	1.50	2.00	2.50	3.00	18	16	14	12	19	14	11	11½
	PDY	1.63	1.41	1.82	1.98	2.79				1.92		1.72	1.85	1.64
Inwendig	PDX	2.40	2.25	2.85	3.75	4.40				2.95		2.70	3.40	3.40.
Aantal invoedingen		Radiale voeding per gang												
1		0.33	0.35	0.46	0.45	0.52				0.47		0.45	0.43	0.50
2		0.30	0.32	0.42	0.42	0.49				0.44		0.41	0.41	0.48
3			0.25	0.32	0.36	0.45				0.34		0.32	0.39	0.44
4					0.25	0.32							0.27	0.31
Totale invoeding		0.63	0.92	1.20	1.48	1.78				1.25		1.18	1.50	1.73

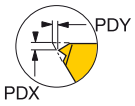

API schroefdraadwormen

Wisselplaat	Spoed, gangen per inch	PDY	PDX	Aantal invoedingen															Totale invoeding
				1	2	3	4	5	6	7	8	9	10	11	12	13	14	15	
API 60° V-0.038R				Radiale voeding per gang															
266RG-22V381A0402E	4	0.88	2.50	0.36	0.35	0.33	0.32	0.30	0.29	0.27	0.25	0.23	0.20	0.16	0.08				3.08
266RL-22V381A0402E	4	0.87	2.50	0.36	0.35	0.33	0.32	0.30	0.29	0.27	0.25	0.23	0.20	0.16	0.08				3.08
266RG-22V381A0403E	4	0.88	2.50	0.36	0.34	0.33	0.32	0.30	0.29	0.27	0.25	0.23	0.20	0.16	0.08				3.07
266RL-22V381A0403E	4	0.87	2.50	0.36	0.34	0.33	0.32	0.30	0.29	0.27	0.25	0.23	0.20	0.16	0.08				3.07
API 60° V-0.040																			
226RG-22V401A0503E	5	1.38	2.50	0.35	0.33	0.32	0.31	0.29	0.28	0.26	0.24	0.22	0.19	0.16	0.08				2.98
226RL-22V401A0503E	5	1.35	2.50	0.35	0.33	0.32	0.31	0.29	0.28	0.26	0.24	0.22	0.19	0.16	0.08				2.98
API 60° V-0.050																			
266RG-22V501A0402E	4	0.88	2.80	0.34	0.34	0.33	0.31	0.30	0.29	0.28	0.27	0.25	0.24	0.22	0.20	0.18	0.15	0.08	3.74
266RL-22V501A0402E	4	0.87	2.80	0.34	0.34	0.33	0.31	0.30	0.29	0.28	0.27	0.25	0.24	0.22	0.20	0.18	0.15	0.08	3.74
266RG-22V501A0403E	4	0.88	2.80	0.34	0.34	0.32	0.31	0.30	0.29	0.28	0.27	0.25	0.24	0.22	0.20	0.18	0.15	0.08	3.73
266RL-22V501A0403E	4	0.87	2.90	0.34	0.34	0.32	0.31	0.30	0.29	0.28	0.27	0.25	0.24	0.22	0.20	0.18	0.15	0.08	3.73
API rond 60°																			
266RG-22RD01A100E	10	1.32	1.30	0.18	0.18	0.17	0.16	0.16	0.15	0.14	0.13	0.11	0.08						1.40
266RL-22RD01A100E	10	1.30	1.30	0.18	0.18	0.17	0.16	0.16	0.15	0.14	0.13	0.11	0.08						1.40
266RG-22RD01A080E	8	1.32	1.50	0.19	0.19	0.18	0.18	0.17	0.16	0.16	0.15	0.14	0.13	0.11	0.08				1.80
266RL-22RD01A080E	8	1.30	1.50	0.20	0.19	0.18	0.18	0.17	0.16	0.16	0.15	0.14	0.13	0.11	0.08				1.81
API Buttress																			
226RG-22BU01A050E	5	1.87	2.00	0.20	0.19	0.18	0.18	0.17	0.16	0.15	0.14	0.13	0.12	0.08					1.65
226RL-22BU01A050E	5	1.67	2.00	0.20	0.19	0.18	0.18	0.17	0.16	0.15	0.14	0.13	0.12	0.08					1.65
226RG-22BU01A0501E	5	1.67	2.00	0.20	0.19	0.18	0.18	0.17	0.16	0.15	0.14	0.13	0.12	0.08					1.65
226RL-22BU01A0501E	5	1.67	2.00	0.20	0.19	0.18	0.18	0.17	0.16	0.15	0.14	0.13	0.12	0.08					1.65

Aanbevolen invoedingen

Het type invoeding, het aantal invoedingen en de grootte van invoeding kunnen een beslissende invloed hebben op de draadsnijbewerking. De aanbevolen waarden zijn bedoeld als startwaarden. Het geschikte aantal invoedingen wordt bepaald door uitproberen. Hoe harder het werkstuk hoe meer invoedingen nodig zijn.

- – Voor een optimale standtijd mag de diameter van het werkstuk niet meer dan 0.14 mm (0.06 inch) groter zijn, dan de max. diameter van de draad.
- Aanzetten minder dan 0.05 mm (.002 inch) moeten worden voorkomen, voor austenitisch RVS niet minder dan 0.08 mm (.003 inch).
- Bij gebruik van een cubisch borium nitride (CBN) kwaliteit moet de maximale aanzetwaarde 0.07 mm (.003 inch) zijn.
- Voor wisselplaten met C-geometrie mag een ronde zonder invoeding niet worden gebruikt.
- Voor muti-point wisselplaten is het van essentieel belang dat de aanbevelingen op pagina C80 worden aangehouden.
- Voor V-profiel wisselplaten kunnen het aantal aanbevolen gangen die worden gebruikt voor wisselplaten met volledige vorm, worden gebruikt.

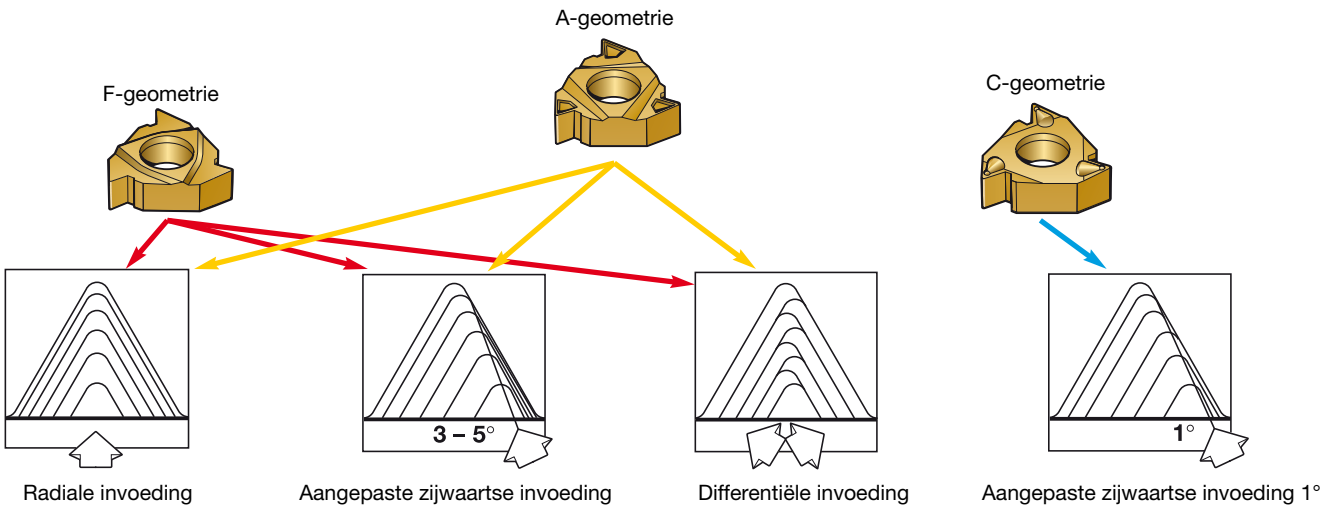

Snijsnelheid

De aanbevolen startsnelheden zijn aangegeven op pagina C73. Aandachtige observatie van de snijkant kan u helpen om het beste resultaat te bekomen bij het draadsnijden.

- Te lage snijsnelheid - Snijkantsopbouw
- Te hoge snijsnelheid - Plastische vervorming van de snijkant

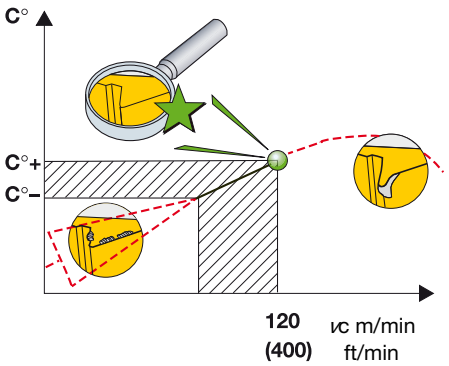

Formule

Formule voor berekening van invoeding voor elke ronde in een gereduceerde reeks.

$$\Delta_{ap\,x} = \frac{a_p}{\sqrt{nap-1}} \times \sqrt{\varphi}$$

Δ_{ap}	Radiale invoeding
x	Huidige ronde (in een reeks van 1 tot nap)
a_p	Totale diepte van draad
nap	Aantal invoedingen:zie pagina C77
φ	1e ronde = 0.3
	2e ronde = 1
	3e ronde e.v. = x–1

Hardmetaalsoorten voor draadsnijden

P Staal, gietstaal, martensitisch roestvast staal, langspanend smeedijzer



GC1125 (HC) - P20 (P05-P35)
Hardmetaalsoort met PVD-coating met zeer hoge slijtvastheid, voor het draadsnijden van verschillende typen staal. Voor hoge voedingssnelheden en lange snijtijden.



GC1020 (HC) - P20 (P10-P40)
Goede, universele hardmetaalsoort met PVD-coating voor het draaien van staal. Combineert goede slijtvastheid met scherpe snijkant, ook in koolstofarm staal.



GC1135 (HC) – P25 (P10-P45)
Goede allround PVD-gecoate hardmetaalsoort met goede slijtvastheid en snijkanttaaiheid voor draadsnijden. Voor gebruik bij gemiddelde snijsnelheden.

M Austenietisch/ferrietisch/martensietisch roestvaststaal, gietstaal, mangaanstaal, gelegeerd gietijzer, smeedbaar gietijzer, automatenstaal.



GC1125 (HC) – M20 (M10-M30)
PVD-gecoate soort voor RVS en andere smerende materialen bij hogere snijsnelheid.



GC1020 (HC) - M20 (M10-M30)
Goede universele hardmetaalsoort met PVD-coating met goede slijtvastheid en scherpe snijkant in non-ferro materialen.



GC1135 (HC) – M25 (M10-M35)
Goede allround PVD-gecoate hardmetaalsoort met goede slijtvastheid en zeer goede snijkanttaaiheid voor roestvast staal en andere stroperige materialen. Voor gebruik bij gemiddelde snijsnelheden. Eerste keuze in M-gebied en taaiheidvereisend draadsnijden.

K Gietijzer, coquille gietijzer, kortspanig smeedbaar ijzer.



GC1125 (HC) - K15 (K05-K20)
PVD-gecoate hardmetaalsoort. Combineert de superieure slijtvastheid van een gecoate hardmetaalsoort met de snijkantscherpte en taaiheid van een niet gecoate hardmetaalsoort. Geoptimaliseerd voor het draadsnijden in staal en voor gemiddelde tot hoge snelheden.



GC1020 (HC) – K10 (K01-K20)
Competetieve, allround hardmetaalsoort voor draadsnijden. Werkt het beste bij gemiddelde tot lage snijsnelheden, met een dunne coating, ideaal voor scherpe snijkanten.



GC1135 (HC) – K20 (K10-K30)
Goede allround PVD-gecoate hardmetaalsoort met goede slijtvastheid en snijkanttaaiheid voor gevarieerd draadsnijden in staal. Te gebruiken bij medium snijsnelheden.

N Non-ferro metalen



GC1125 (HC) - N25 (N15-N35)
PVD-gecoate hardmetaalsoort. Combineert de superieure slijtvastheid van een gecoate hardmetaalsoort met de snijkantscherpte en taaiheid van een niet gecoate hardmetaalsoort. Geoptimaliseerd voor het draadsnijden in staal en voor gemiddelde tot hoge snelheden.



GC1020 (HC) – N25 (N10-N30)
Competetieve, allround hardmetaalsoort voor draadsnijden. Werkt het beste bij gemiddelde tot lage snijsnelheden, met een dunne coating, ideaal voor scherpe snijkanten.



GC1135 (HC) - N25 (N10-N30)
PVD hardmetaalsoort geoptimaliseerd voor roestvast staal en hittebestendige superlegeringen. De beste keuze voor scherpe profielen in alle materialen en voor lage tot gemiddelde snelheden.

De lettercodes geven het soort snijmateriaal aan:

Hardmetalen:

HW	Ongecoat hardmetaal bevat voornamelijk wolfram carbide (WC)
HT	Ongecoat cermet bevat voornamelijk titanium carbide (TIC) of titanium nitride (TIN) of beide.
HC	Hardmetaal als boven, maar gecoat

Keramiek:

CA	Oxyde keramiek bevat voornamelijk aliminium oxyde (Al_2O_3).
CM	Mixkeramiek bevat voornamelijk aluminium oxyde (Al2O3) maar bevat ook andere componenten dan oxydes.
CN	Nitride keramiek bevat voornamelijk silicium nitride (Si_3N_4).
CC	Keramiek als boven, maar gecoat

Diamant:

DP	Polykristallijn diamant[1)]

Cubic boron nitride:

BN	Polykristallijn boriumnitride[1)]

[1)] Polykristallijn diamant en polykristallijn boronnitride worden ook superharde snijmaterialen genoemd.

Hardmetaalsoorten voor draadsnijden

S Hittebestendige en superlegeringen



GC1020 (HC) – S20 (S05-S30)
Hardmetaalsoort met PVD coating voor bewerkingen in superlegeringen die taaiheid vereisen. Lage snijsnelheid gebruiken.



GC1125 (HC) – S20 (S10-S25)
Hardmetaalsoort met PVD-coating voor bewerkingen in superlegeringen die taaiheid vereisen. Geschikt voor lagere snijsnelheden.



GC1135 (HC) - S25 (S10-S35)
Goede universele PVD-gecoate hardmetaalsoort voor draadsnijden in superlegeringen waarbij taaiheid gevraagd wordt. Te gebruiken bij lage snijsnelheden. Eerste keus in S-gebied.

P M K N S O



GC1105 (HC) - S15 (S10 - S20)
Een PVD-gecoate hardmetaalsoort met grote hete hardheid en goed bestand tegen plastische deformatie, wat zorgt voor een gelijkmatige slijtage en uitstekende prestaties.



GC1025 (HC) - S25 (S15-S35)
Een PVD-gecoate soort voor bewerkingen die taaiheid vereisen, aanbevolen voor onderbroken snedes. Te gebruiken bij lage snijsnelheden.

H Geharde materialen



CB7015 (BN) – H15 (H01-H25)
Deze hardmetaalsoort heeft een laag gehalte kubisch boronnitride hetgeen het geschikt maakt voor draadsnijtoepassingen in geharde staalsoorten.

De lettercodes geven het soort snijmateriaal aan:

Hardmetalen:

HW	Ongecoat hardmetaal bevat voornamelijk wolfram carbide (WC)
HT	Ongecoat cermet bevat voornamelijk titanium carbide (TIC) of titanium nitride (TIN) of beide.
HC	Hardmetaal als boven, maar gecoat

Keramiek:

CA	Oxyde keramiek bevat voornamelijk aliminium oxyde (Al_2O_3).
CM	Mixkeramiek bevat voornamelijk aluminium oxyde (Al2O3) maar bevat ook andere componenten dan oxydes.
CN	Nitride keramiek bevat voornamelijk silicium nitride (Si_3N_4).
CC	Keramiek als boven, maar gecoat

Diamant:

DP	Polykristallijn diamant[1)]

Cubic boron nitride:

BN	Polykristallijn boriumnitride[1)]

[1)] Polykristallijn diamant en polykristallijn boronnitride worden ook superharde snijmaterialen genoemd.

Multifunctionele gereedschappen

CoroPlex™ TT D2

Wisselplaten A152
Klemhouders D3-D4

CoroPlex™ TB D5

Wisselplaten A152
Klemhouders D6

CoroPlex™ MT D7

Wisselplaten A40
Klemhouders D8

CoroPlex™ TT

Twee draaigereedschappen in één

Toepassing

- Uitwendig draaien
- Inwendig draaien
- Profileren



ISO toepassingsgebied:

P M K S H

Voordelen en kenmerken

- Gereduceerde gereedschapswisseltijd
- Snelwisselsysteem met Coromant Capto®
- Koelmiddeloplossing voor multi-task machines
- Flexibele gereedschapshouders geoptimaliseerd qua lengte, stabiliteit

CoroPlex TT is een dubbel gereedschap met grote flexibiliteit. Met twee draaiwisselplaten op hetzelfde gereedschap wordt er substantieel bespaart op de gereedschapswisseltijd. CoroPlex TT biedt u een breed scala aan oplossingen voor de meeste draaibewerkingen.
www.sandvik.coromant.com/coroplextt

Wisselplaten

- T-Max P - C, D stijl wisselplaten
- Wisselplaatgeometrieën en hardmetaalsoorten voor alle materialen

Klemhouders

- Coromant Capto® klemhouder-units

Met 45° gekantelde gereedschapspil

- Vlakken en langsdraaien
- Profileren

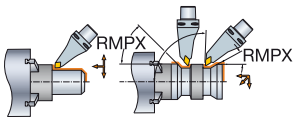

Met 90° gekantelde gereedschapspil

- Uitwendig langsdraaien
- Uitwendig vlakdraaien
- Inwendig draaien

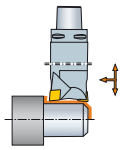


A152


F2

SANDVIK Coromant

CoroPlex™ TT multifunctioneel gereedschap voor draaien

Rigid clamp-ontwerp

Coromant Capto® - inwendige koelmiddeltoevoer



CNMM
CNMG
CNMA, CNGA





DNMM, DNMX
DNMG
DNMA, DNGA

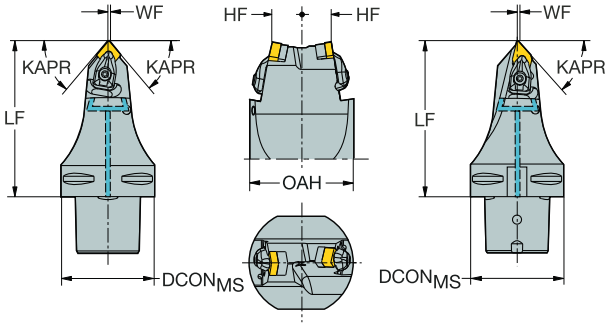

		CZCMS	KAPR	CNSC	Bestelnummer	Afmetingen, mm DCONMS	LF	WF	HF	OAH	BAR	KG	NM	MIID
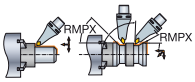		C5		1	**C5-T-DCM12DDM15L115**	50				70	80	1.8		
	12		50				115	0.5	20				3.9	CNMG 12 04 08
	15		48				115	0.5	20				3.9	DNMG 15 06 08
		C6		1	**C6-T-DCM12DDM15L105**	63				70	80	1.8		
	12		50				105	0.5	20				3.9	CNMG 12 04 08
	15		48				105	0.5	20				3.9	DNMG 15 06 08
		C6		1	**C6-T-DCM12DDM15L130**	63					80	2.5		
	12		50				130	0.5	20	70			3.9	CNMG 12 04 08
	15		48				130	0.5	20	70			3.9	DNMG 15 06 08
		C8		1	**C8-T-DCM16DDM15L160**	80				80	80	4.7		
	16		50				160	0.5	24				3.9	CNMG 12 04 08
	15		48				160	0.5	24				3.9	DNMG 15 06 08
		C10		1	**C10-T-DCM19DDM15L180**	100				80	80	6.2		
	19		50				180	0.5	24				6.4	CNMG 19 06 12
	15		48				180	0.5	24				3.9	DNMG 15 06 08

A152 F2 H36 H5

CoroPlex™ TT multifunctioneel gereedschap voor draaien

Rigid clamp-ontwerp

Coromant Capto® - inwendige koelmiddeltoevoer

KAPR 95°





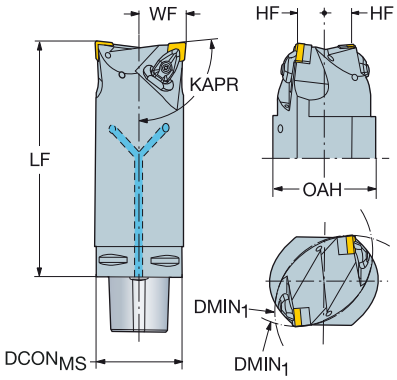

						Afmetingen, mm									
		CZC_{MS}	$DMIN_1$	CNSC	**Bestelnummer**	$DCON_{MS}$	LF	WF	HF	OAH	BAR	KG	NM	CICT	MIID
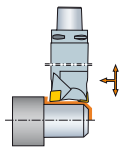	12	C5	110	1	**C5-T-DCL12DCL12L130**	50	130	26	20	69	80	2.7	3.9	2	CNMG 12 04 08
	12	C6	110	1	**C6-T-DCL12DCL12L165**	63	165	33	20	75	80	4.7	3.9	2	CNMG 12 04 08
	16	C8	115	1	**C8-T-DCL16DCL16L200**	80	200	33	20	80	80	7.0	6.4	2	CNMG 16 06 12


A152


F2



H36



H5

SANDVIK Coromant

CoroPlex™ TB

Multifunctionele draai-kotterbaar, speciaal voor multi-task machines en draaicentra.

Toepassing

- Geïntegreerde oplossingen voor draaicentra:
  Hoog volume, zoals automotive transmissies, lagers, etc.
- Modulaire oplossingen voor multi-task machines en grote draaicentra,
  zoals producten voor olie en gas industrie

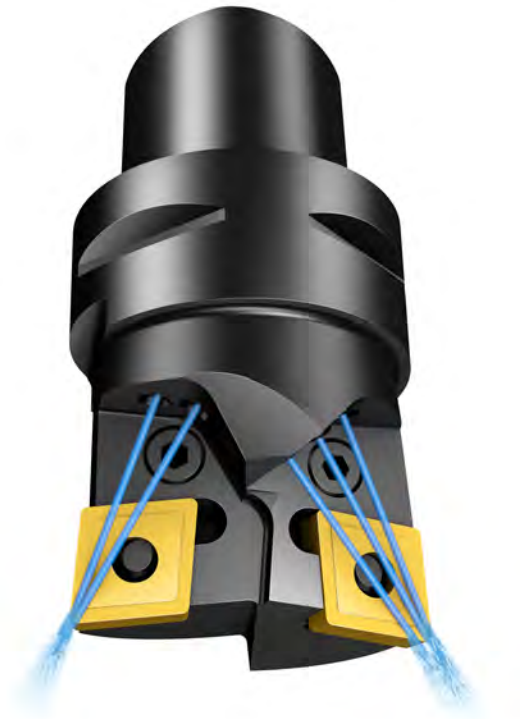

ISO toepassingsgebied:

P M K S H

Voordelen en kenmerken

- Spaanbeheersing en langere standtijd
- Gereduceerde insteltijden met Coromant Capto®
- Snelle gereedschapswissel voor minder stilstand van de machine
- Gereduceerde onderhouds- en stilstandkosten
- Snelwisseling en modulariteit met Coromant Capto®
- Twee wisselplaten in hetzelfde gereedschap
- Verhoogd aantal gereedschapsposities

www.sandvik.coromant.com/coroplextb

Wisselplaten

- T-Max® P - C-stijl wisselplaten
- Wisselplaatgeometrieën en hardmetaalsoorten voor alle materialen

Klemhouders

- Coromant Capto® klemhouder-units

Toepassingsvoorbeeld – versnellingstandwiel met CoroPlex TB

Het voorbeeld laat zien hoe het mogelijk is om hetzelfde gereedschap te gebruiken voor het draaien van zowel de buiten- als de binnendiameter, zonder indexeertijd tussen de beide bewerkingen.




A152


F2

CoroPlex™ TB multifunctioneel gereedschap voor draaien

Kantelpentype

Coromant Capto® - inwendige koelmiddeltoevoer



KAPR

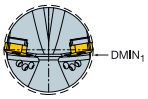

95°

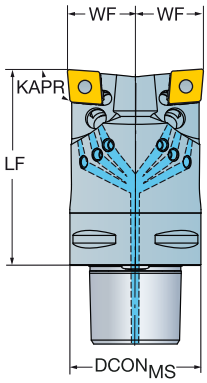



CNMM
CNMG
CNMA, CNGA

		CZC$_{MS}$	DMIN$_1$	CNSC	Bestelnummer	Afmetingen, mm DCON$_{MS}$	LF	WF	HF	BAR	KG	NM	CICT	MIID
	12	C4	43	3	**C4-TB-CN12CN12-060**	40	60	21.0	0.0	80	0.5	5.0	2	CNMG 12 04 08
	12	C5	53	3	**C5-TB-CN12CN12-075**	50	75	26.0	0.0	80	1.0	5.0	2	CNMG 12 04 08
	12	C6	66	3	**C6-TB-CN12CN12-090**	63	90	32.0	0.0	80	2.0	5.0	2	CNMG 12 04 08

A152 F2 H36 H5

CoroPlex™ MT

Multifunctioneel gereedschap voor het frezen en draaien, specifiek voor multi-task machines.

Toepassing

- Geïntegreerde oplossingen voor draaicentra:
  Hoog volume, zoals automotive transmissies, lagers, etc.
- Modulaire oplossingen voor multi-task machines en grote draaicentra, zoals producten voor olie en gas industrie

ISO toepassingsgebied:

P M K S



Voordelen en kenmerken

- Snelwisseling en modulariteit met Coromant Capto®
- Verhoogd aantal gereedschapsposities
- Eén frees- en twee draaigereedschappen in één
- Gereduceerde gereedschapswisseltijd
- Bespaart gereedschapsplaatsen in gereedschapsmagazijn
- Stationaire toepassing als draaigereedschap, uitwendig of inwendig

www.sandvik.coromant.com/coroplexmt

Wisselplaten

- CoroTurn 107 C en D-stijl wisselplaten
- CoroMill 390 wisselplaten, zie rotatiegereedschappen catalogus

Klemhouders

- Coromant Capto® klemhouder-units

Eén gereedschap voor zowel roterend als stationair gebruik

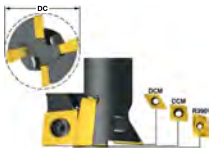

De CoroMill 390 wisselplaten zijn iets voor de CoroTurn wisselplaten gepositioneerd – zowel axiaal als radiaal – om te garanderen dat draaiwisselplaten niet in snede zijn wanneer het gereedschap roterend wordt ingezet. Het is daarom noodzakelijk bij inwendig draaien van een blind gat om de voeding en rotatie te stoppen voordat de CoroMill 390 wisselplaten in contact komen met het bodemvlak.

Gereedschapslengten geoptimaliseerd voor toegankelijkheid bij multi-tasking



De gereedschapslichamen zijn verlengd met 65 mm vergeleken met overeenkomstige conventionele gereedschappen, voor een vrijer gebruik van de mogelijke werkposities bij multi-task bewerken, zonder de noodzaak voor verlengingen. Lengte en ontwerp van het gereedschapslichaam zijn geoptimaliseerd voor elke Coromant Capto afmeting voor de beste toegankelijkheid ten opzichte van de meest gangbare klauwplaten.


A40


F2

CoroPlex™ MT multifunctioneel gereedschap voor frezen en draaien

Schroefbevestiging

Coromant Capto® - inwendige koelmiddeltoevoer





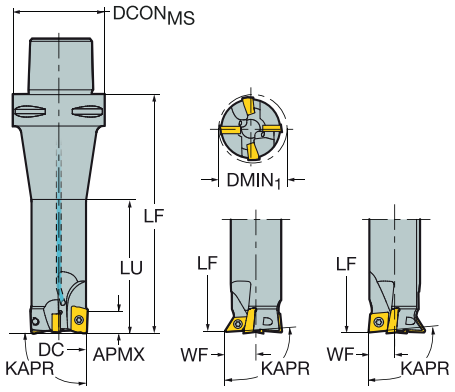

	CZCMS	DMIN1	CNSC	Bestelnummer	Afmetingen, mm DCONMS	DC	LF	LU	APMX	KG	NM	MIID
07	C5	35	3	**M-32C5-39011C09D07**	50	32.0	130	81	10.0	1.1	3.0	R390-11..
07	C6	35	3	**M-32C6-39011C09D07**	63	32.0	165	81	10.0	1.9	3.0	DCMT 07 02 04
18	C6	43	3	**M-40C6-39018C12D11**	63	40.0	165	92	10.0	2.0	3.0	R390-18..
18	C8	43	3	**M-40C8-39018C12D11**	80	40.0	200	92	10.0	3.6	3.0	DCMT 11 T3 08

A40 F2 H36 H5

Opspangereedschappen

Aan machine aangepaste opspaneenheden E2-E3

Niet-machinespecifieke opspaneenheden

VDI naar Coromant Capto® spanhouder E4-E5
VDI naar CoroTurn® SL adapter E6
VDI naar CoroChuck™ 935 E7
VDI naar adapter rechthoekige schacht E8
VDI naar bladadapter E9
VDI naar VL adapter E10
Gereedschapsblokken voor bladen E11
Vierkante schacht naar Coromant Capto® spanhouder E12
Cilindrische schacht met platte vlakken naar Coromant Capto® spanhouder E13
Cilindrische schacht met platte vlakken naar VL adapter E14
Coromant Capto® -spanhouder E15

Aan machine aangepaste opspaneenheden

Toepassing

- Draaien met twee en met vier assen
- Multi-Task machines



Technische kenmerken

- Snelle wisseling met Coromant Capto® - gereedschapssysteem
- Inwendige toevoer van koelmiddel bij alle opspaneenheden
- Hoge stijfheid en precisie voor nauwkeurige gereedschapspositionering en stabiliteit

Het assortiment van opspaneenheden in deze catalogus is slechts een fractie van ons totale aanbod. Onze niet-machinespecifieke opspaneenheden vindt u op de volgende pagina's. Voor machinespecifieke opspaneenheden volgt u onderstaande link.

http://www.sandvik.coromant.com/macu



Quick Change Coromant Capto® opspan-eenheden bieden ongeëvenaarde prestaties, waarbij wordt gewaarborgd dat de machinebezetting wordt geoptimaliseerd door gereduceerde instel- en productietijden.





Assortiment

Vind hieronder de koppeling voor uw machine. Ga naar www.sandvik.coromant.com/macu voor meer informatie en voor het bestellen van de machinespecifieke opspaneenheden en aangedreven gereedschapshouders van uw keuze.

Draaicentra met freesoptie

Machine	Verbinding	Model
Biglia	BI55A	B301, B501, B650, B658, B1200, BV210, BV315, B446, B465, B545, B565, B745, B765, B750, B1250 (16 station revolver), Quattro B445, B470
Biglia	BI55B	B446, B465, B545, B565, B745, B765, B750, B1250 (16 station revolver), Quattro B445, B470
DMG MORI	MS40A	DuraTurn 2050, 2550 MC, NL 1500, 2000 (20 stn), NT 1000, 3100, 3150, 3200, NTX 1000, 2000, NZ/NZX 1500, 2000
DMG MORI	MS60A	NL, NLX 1500-4000 MC/ Y/ SMC/ CY , NT4200, 4250, NT4300, 5400, (NZL 2500), NZX 2500
DMG MORI	MS75A	NZX 4000, NLX6000
DMG MORI	MS110A	NZX 6000
DMG MORI	GM40V	CTX beta 4A, CTX beta
Doosan	BT45A	Lynx 220 M/LM, 220 LMS/LY/LSY, Puma MX1600 ST , Lynx 2100 M/MS
Doosan	BT55A	Puma TT1500, 1800 MS/SY Puma 230-280 M/MS, Puma 1500-2500 M/MS, Puma TL2000, 2500M, Lynx 300 M
Doosan	BT65A	Puma 2100, 2600, 3100 M/MS/Y/SY, TT2000, 2500 MS/SY, MX2000, 2500, 2600 T/ST/SY, 300 M/MS
Doosan	BT65A/B	Puma GT3100 M/LM
Doosan	BT75A	Puma 400, 480M/LM, V550 M, VT750 M, M-2SP
Doosan	BT85A	Puma 600/700/800 LM, VT900 M
Emag	EM55A	VL2, VLC100, VL4 revolvermaat 330 &360
Emag	EM65A	VL6
Emag	EM65B	VT4
Emag	EM75A	VL8
Emag	EM68A	VLC 250 , VL 3, 5, VSC 200, 250 , VTC 250
Hwacheon	BT55A	Cutex 160 MC
Hwacheon	BT65A/B/C	Cutex 240 MC/SMC, Hi-Tech 200 MC, Hi-Tech 450 MC/SMC/YMC/YSMC, T2 MC/SMC/YMC/YSMC
Hwacheon	BT75A/B	Hi-Tech 550 MC, VT 550 MC
Hwacheon	BT85A/B/C	Hi-Tech 850 MC/YMC, VT 950, 1150 MC
Hyundai Wia	BT55A	L160, 230MA/LMA/LMSA, LM1600, 1800 TTSY, SKT160, 180 TTMS/TTSY (BMT55)
Hyundai Wia	BT65A/B	L300 M/MS, L2100 Y/SY, L2600 Y/SY, LM2000, 2500 TTM/TTMS/TTSY, SKT250, 300 M/MS, SKT200, 250 TT M/MS/SY
Hyundai Wia	BT75A/B	L400, 500 MA/MC/LMC, LV800RM / SKT-V80RM, SKT400M
Hyundai Wia	BT85A/B	L600, 700, 800 M/LM, SKT600, 700 LM
Mazak	MZ40V	QTN200, 250M, MS, MSY
Mazak	MZ40X	Hyper Quadrex 200MSY, MultiPlex 6200, 6250Y
Mazak	MZ50V	QTN 300, 350, 400, 450M, MY, Hyper Quadrex 450M, STN 500, 550M, MTN 900M
Mazak	MZ68A	QTN 200M, 250M
Mazak	MZ68B	QTS 200M, 250M
Mazak	MZ68C	QTS 100M, 150M
Mazak	MZ80A	QTS 300M, 350M
Mazak	MZ-F	Cybertech Turn 4500/5500M, MT, MTN1600
Muratec Murata	MA-C	MT100
Muratec Murata	MA-E	MT200
Nakamura	NA44A	WT-100, WY-100, Super NTY3, NTJ-100
Nakamura	NA55A	WT-150, 250 II, Super NTJ, NTM3, NTJX, SC-200, 250, TW-10, 20 (16 stn)
Nakamura	NA65A	WT-300, TW-20 (12 stn), SC-300
Nakamura	NA75A	TW-30, SC-450, STW-40
Okuma	OK55A	LT 2000 EX M, MY (16 stn.)
Okuma	OK60A	LB2000, 2500, 3000 EX
Okuma	OK60B	LB4000 EX
Okuma	OK60C	LT3000 EX, M, MY
Okuma	OK80A	LB45 III MY

Draaicentra zonder freesoptie

Machine	Verbinding	Model
DMG MORI	MS-A	DuraTurn 2030, 2050, 2550, NLX 2500, (CMZ TC 15 - 35, TL 20, 25)
DMG MORI	MS-B	SL400, 404
DMG MORI	MS-C	SL65, 600, 603, 75
DMG MORI	MS-D	CL2000
DMG MORI	GM40V (Trifix)	CTX beta 4A, CTX beta
Doosan	DO-A	Puma 2100, 2600, 3100
Doosan	DO-B	Puma 400
Doosan	DO-C	Puma 480, 600, 700, 800, 5100LB
Doosan	DO-D	Puma V550
Doosan	DO-E	Puma VT750
Doosan	DO-F	Puma VT900
Doosan	DO-G	Lynx 220, 2100A / LA/ B/ LB, 220 A/B, LSA/LSC
Fuji	FJ-A	DLFn
Mazak	MZ-A	QTS 200
Mazak	MZ-B	QTN 150, 200, 250, 300, 350, Quick Turn 18 (8 STN), QTS 300, 350
Mazak	MZ-C	QTN 400, 450, MTN 900
Mazak	MZ-D	ST50, STN 500, 550 metrisch
Mazak	MZ-E	ST60, 80, STN600, 800 metrisch
Mazak	MZ-G	ST50, STN 500, 550 inch
Mazak	MZ-H	ST60, 80, STN600, 800 inch
Muratec Murata	MA-A	MW120
Muratec Murata	MA-B	MW200
Muratec Murata	MA-D	MW40
Okuma	OK-A	SpaceTurn LB2000
Okuma	OK-B	LB/LU2500, 3000, 4000 EX, LU25, Captain L470, LB15, LB400, Genos L400
Okuma	OK-E	LU35, LB35
Okuma	OK-F	LU45, LB45

VDI naar Coromant Capto® opspaneenheid

Koppeling machinezijde VDI conform DIN 69880



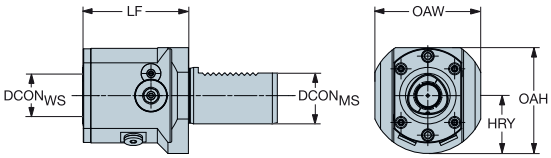

					Afmetingen, mm									
CZC_{MS}	CZC_{WS}	CNSC	CXSC	**Bestelnummer**	$DCON_{MS}$	$DCON_{WS}$	LF	OAW	OAH	HRY	BAR	NM	KG
30	C3	6	2	**C3-R/LC2030-00060M**	30	32	60	50	61	34	80	35	1.4
40	C4	6	2	**C4-R/LC2040-00075M**	40	40	75	75	75	41	80	50	2.4
	C5	6	2	**C5-R/LC2040-00085M**	40	50	85	75	82	41	80	70	3.5
50	C4	6	2	**C4-R/LC2050-00065M**	50	40	65	70	83	49	80	50	2.8
	C5	6	2	**C5-R/LC2050-00085M**	50	50	85	83	90	49	80	70	4.5
60	C5	6	2	**C5-R/LC2060-00075M**	60	50	75	80	100	58	80	70	5.7
	C6	6	2	**C6-R/LC2060-00095**	60	63	95	84	111	58	80	90	7.4



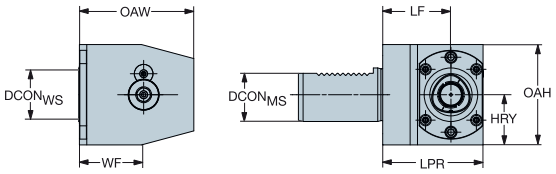

					Afmetingen, mm											
CZC_{MS}	CZC_{WS}	CNSC	CXSC	**Bestelnummer**	$DCON_{MS}$	$DCON_{WS}$	LPR	LF	WF	OAW	OAH	HTB	HRY	BAR	NM	KG
30	C3	6	2	**C3-R/LC2030-41020M**	30	32	60	41	20.0	74	57	38	30	80	35	2.2
		6	2	**C3-R/LC2030-41030M**	30	32	60	41	30.0	74	57	41	30	80	35	2.2
40	C4	6	2	**C4-R/LC2040-51030M**	40	40	75	51	30.0	86	75	54	38	80	50	3.9
		6	2	**C4-R/LC2040-51040M**	40	40	75	51	40.0	86	75	60	38	80	50	4.2
	C5	6	2	**C5-R/LC2040-53030M**	40	50	85	53	30.0	99	82	47	41	80	70	4.8
		6	2	**C5-R/LC2040-53040M**	40	50	85	53	40.0	99	82	53	41	80	70	5.1
50	C5	6	2	**C5-R/LC2050-53030M**	50	50	85	53	30.0	99	86	59	43	80	70	6.3
		6	2	**C5-R/LC2050-53040M**	50	50	85	53	40.0	99	86	65	43	80	70	6.5
60	C5	6	2	**C5-R/LC2060-43040M**	60	50	75	43	40.0	99	94	76	53	80	70	7.3
	C6	6	2	**C6-R/LC2060-53040**	60	63	95	53	40.0	122	105	70	53	80	90	9.8

Ga voor reserveonderdelen naar www.sandvik.coromant.com

Let op! Zet de schroef vast met een momentsleutel. Informatie op pagina G16.

R = Rechts, L = Links

Rechtse uitvoering afgebeeld

G1 H36 H5 E18

VDI naar Coromant Capto® opspaneenheid

Koppeling machinezijde VDI conform DIN 69880

Klemming dmv centrale bout



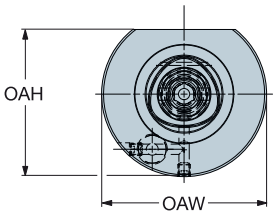

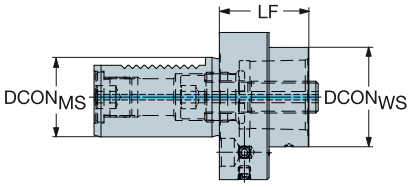

					Afmetingen, mm									
CZC_{MS}	CZC_{WS}	CNSC	CXSC	**Bestelnummer**	$DCON_{MS}$	$DCON_{WS}$	BD_1	LB_1	LF	OAW	OAH	BAR	NM	KG
30	C3	7	1	**C3-NC3000-V30-035**	30.0	32.0	32.0	15.0	35.0	68.0	62.0	80	45.0	0.8
	C4	7	1	**C4-NC3000-V30-060**	30.0	40.0	40.0	40.0	60.0	68.0	62.0	80	55.0	0.9
40	C3	7	1	**C3-NC3000-V40-030**	40.0	32.0	40.0	10.0	30.0	83.0	74.0	80	45.0	1.4
	C4	7	1	**C4-NC3000-V40-030**	40.0	40.0	40.0	5.0	30.0	83.0	74.0	80	55.0	1.5
	C5	7	1	**C5-NC3000-V40-045**	40.0	50.0	50.0	20.0	45.0	83.0	74.0	80	95.0	1.6
	C6	7	1	**C6-NC3000-V40-090**	40.0	63.0	63.0	70.0	90.0	83.0	74.0	80	170.0	2.5
50	C3	7	1	**C3-NC3000-V50-035**	50.0	32.0	32.0	10.0	35.0	98.0	84.0	80	45.0	2.4
	C4	7	1	**C4-NC3000-V50-040**	50.0	40.0	40.0	15.0	40.0	98.0	84.0	80	55.0	2.5
	C5	7	1	**C5-NC3000-V50-050**	50.0	50.0	50.0	25.0	50.0	98.0	84.0	80	95.0	2.6
	C6	7	1	**C6-NC3000-V50-070**	50.0	63.0	63.0	45.0	70.0	98.0	84.0	80	170.0	3.1
	C8	7	1	**C8-NC3000-V50-100**	50.0	80.0	80.0	75.0	100.0	98.0	90.0	80	170.0	4.5
60	C5	7	1	**C5-NC3000-V60-050**	60.0	50.0	50.0	20.0	50.0	123.0	104.0	80	95.0	4.3
	C6	7	1	**C6-NC3000-V60-050**	60.0	63.0	63.0	20.0	50.0	123.0	104.0	80	170.0	4.2
	C8	7	1	**C8-NC3000-V60-085**	60.0	80.0	80.0	55.0	85.0	123.0	104.0	80	170.0	5.7

Koppeling machinezijde conform DIN 69881



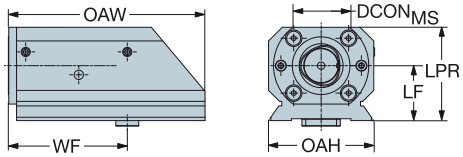

					Afmetingen, mm								
CZC_{MS}	CZC_{WS}	CNSC	CXSC	**Bestelnummer**	$DCON_{WS}$	LPR	LF	WF	OAW	OAH	BAR	NM	KG
90	C5	2	2	**C5-R/LC090-130L**	50	82	50	130.0	210	90	80	70	9.7
115	C6	2	2	**C6-R/LC115-130L**	63	102	60	130.0	215	115	80	90	16.7
140	C6	2	2	**C6-R/LC140-165L**	63	102	60	165.0	310	140	80	90	25.0
		2	2	**C6-R/LC140-205L**	63	102	60	205.0	350	140	80	90	28.2
140	C8	2	2	**C8-R/LC140-165L**	80	120	70	135.0	310	140	80	130	30.3
		2	2	**C8-R/LC140-205L**	80	120	70	165.0	350	140	80	130	35.1

Ga voor reserveonderdelen naar www.sandvik.coromant.com

N = Neutraal, R = Rechts, L = Links

Rechtse uitvoering afgebeeld


G1



H36



H5

VDI naar CoroTurn® SL adapter



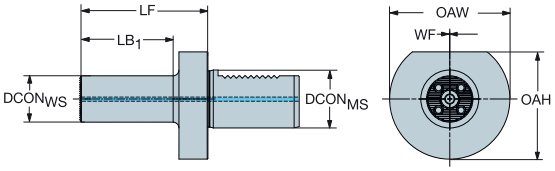

CZCMS	CZCWS	CNSC	CXSC	Bestelnummer	Afmetingen, mm DCONMS	DCONWS	OAW	LF	LB1	BAR	NM	KG
30	32	7	1	**VDI30-32-SL32N 088**	30.0	32.0	68	88.0	64.0	150	35.00	1.25
40	32	7	1	**VDI40-32-SL32N 088**	40.0	32.0	83	88.0	64.0	150	50.00	1.80
	40	7	1	**VDI40-40-SL40N 104**	40.0	40.0	83	104.0	80.0	150	50.00	2.20
50	40	7	1	**VDI50-40-SL40N 109**	50.0	40.0	98	109.0	80.0	150	50.00	3.30



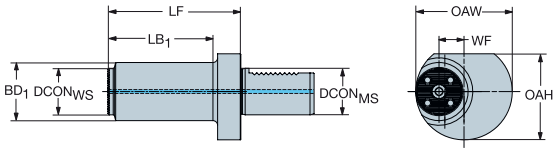

CZCMS	CZCWS	CNSC	CXSC	Bestelnummer	Afmetingen, mm DCONMS	DCONWS	OAW	LF	WF	LB1	BD1	BAR	NM	KG
40	40	7	1	**VDI40-50-SL40R/L 114**	40.0	40.0	83	114.0	21	90.0	50.0	150	50.00	2.80
50	40	7	1	**VDI50-50-SL40R/L 119**	50.0	40.0	98	119.0	29	90.0	50.0	150	50.00	3.85
60	40	7	1	**VDI50-60-SL40R/L 119**	60.0	40.0	123	119.0	41	90.0	60.0	150	90.00	4.45

Ga voor reserveonderdelen naar www.sandvik.coromant.com

R = Rechts, L = Links

H36 H5

VDI naar CoroChuck™ 935



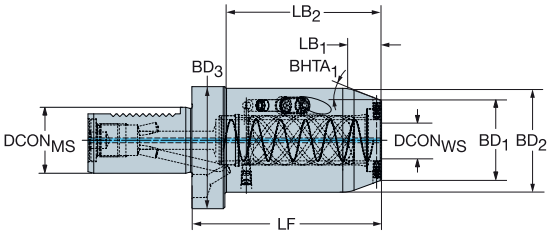

					Afmetingen, mm												
CZC_{MS}	CZC_{WS}	CNSC	CXSC	**Bestelnummer**	$DCON_{MS}$	$DCON_{WS}$	LSC	LF	LB_1	LB_2	BD_1	BD_2	BD_3	$BHTA_1$	BAR	NM	KG
40	20	1	1	**935-VDI40-EF20-090**	40.0	20.0	80	90.0	18.0	70.0	43.9	57.0	83.0	20°	80	10.00	2.38
	25	1	1	**935-VDI40-EF25-115**	40.0	25.0	100	115.0	20.0	95.0	48.4	63.0	83.0	20°	80	10.00	3.07
50	20	1	1	**935-VDI50-EF20-070**	50.0	20.0	80	70.0	18.0	45.0	43.9	57.0	98.0	20°	80	10.00	2.98
	25	1	1	**935-VDI50-EF25-100**	50.0	25.0	100	100.0	20.0	75.0	48.4	63.0	98.0	20°	80	10.00	3.67

Ga voor de complete lijst van reserveonderdelen naar www.sandvik.coromant.com

H36 H5

VDI naar rechthoekige schachtadapter

Koppeling machinezijde conform DIN 69880



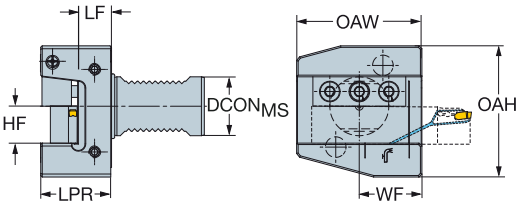

CZC_{MS}	CZC_{WS}	CNSC	CXSC	Bestelnummer	Afmetingen, mm $DCON_{MS}$	LPR	LF	WF	HF	OAW	OAH	BAR	NM	KG
30	20 x 20	6	6	**ASHA-R/L-VDI30-20-HP**	30.0	35.5	15.5	35.0	20.0	70.0	73.0	80	10	1.3
40	25 x 25	6	6	**ASHA-R/L-VDI40-25-HP**	40.0	48.0	23.0	42.5	25.0	85.0	89.0	80	25	2.6
50	25 x 25	6	6	**ASHA-R/L-VDI50-25-HP**	50.0	48.0	23.0	50.0	25.0	100.0	110.0	80	25	4.4



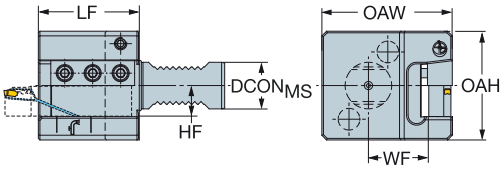

CZC_{MS}	CZC_{WS}	CNSC	CXSC	Bestelnummer	Afmetingen, mm $DCON_{MS}$	LF	WF	HF	OAW	OAH	RADH	RADW	BAR	NM	KG
30	20 x 20	6	6	**ASHN-VDI30-20-HP**	30.0	70.0	35.5	20.0	85.5	70.0	35.0	55.5	80	10	2.0
40	25 x 25	6	6	**ASHN-VDI40-25-HP**	40.0	85.0	25.5	25.0	92.5	88.0	44.0	50.5	80	25	3.2

Ga voor reserveonderdelen naar www.sandvik.coromant.com

N = Neutraal, R = Rechts, L = Links
Rechtse uitvoering afgebeeld

H36 H5 E16

VDI naar bladadapter

Koppeling machinezijde conform DIN 69880



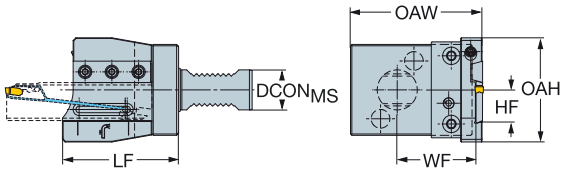

CZC$_{MS}$	CZC$_{WS}$	CNSC	CXSC	Bestelnummer	Afmetingen, mm DCON$_{MS}$	LF	WF	HF	OAW	OAH	BAR	NM	KG
25	21L	6	2	**APBL-VDI25-21-HP**	25.0	80.0	38.0	21.4	84.0	73.0	80	10	1.4
	21R	6	2	**APBR-VDI25-21-HP**	25.0	80.0	38.0	21.4	84.0	73.0	80	10	1.4
30	25L	6	2	**APBL-VDI30-25-HP**	30.0	87.0	46.0	25.0	98.5	78.0	80	10	1.9
	25R	6	2	**APBR-VDI30-25-HP**	30.0	87.0	46.0	25.0	98.5	78.0	80	10	1.7
40	25L	6	2	**APBL-VDI40-25-HP**	40.0	80.0	67.5	25.0	118.5	100.0	80	10	3.2
	25R	6	2	**APBR-VDI40-25-HP**	40.0	80.0	67.5	25.0	118.5	100.0	80	10	3.2



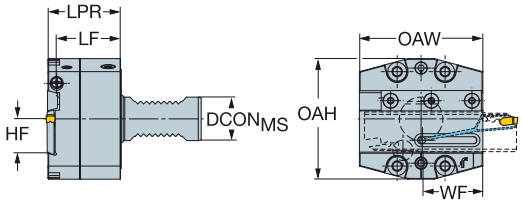

CZC$_{MS}$	CZC$_{WS}$	CNSC	CXSC	Bestelnummer	Afmetingen, mm DCON$_{MS}$	LPR	LF	WF	HF	OAW	OAH	BAR	NM	KG
30	25L	6	3	**APBA-L-VDI30-25-HP**	30.0	50.5	45.5	42.5	25.0	85.0	83.0	80	10	2.7
	25R	6	3	**APBA-R-VDI30-25-HP**	30.0	50.5	45.5	42.5	25.0	85.0	83.0	80	10	2.7
40	25L	6	3	**APBA-L-VDI40-25-HP**	40.0	50.5	45.5	42.5	25.0	85.0	83.0	80	10	3.0
	25R	6	3	**APBA-R-VDI40-25-HP**	40.0	50.5	45.5	42.5	25.0	85.0	83.0	80	10	2.9
50	25L	6	3	**APBA-L-VDI50-25-HP**	50.0	50.5	45.5	42.5	25.0	85.0	92.0	80	10	3.6
	25R	6	3	**APBA-R-VDI50-25-HP**	50.0	50.5	45.5	42.5	25.0	85.0	92.0	80	10	3.6

Ga voor reserveonderdelen naar www.sandvik.coromant.com

R = Rechts, L = Links
Rechtse uitvoering afgebeeld

H36 H5 E16

VDI naar VL adapter



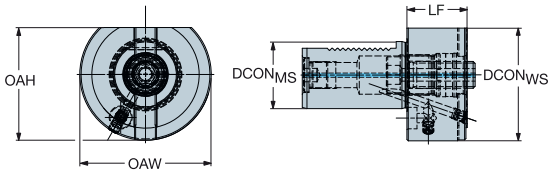

CZC_{MS}	CZC_{WS}	CNSC	CXSC	Bestelnummer	Afmetingen, mm $DCON_{MS}$	$DCON_{WS}$	LF	OAW	OAH	BAR	NM	KG
50	80	7	1	**VL80-NC3000-V50**	50.0	80.0	45.0	98.0	84.0	80	190	3.2
60	80	7	1	**VL80-NC3000-V60**	60.0	80.0	45.0	123.0	104.5	80	190	5.4

Ga voor reserveonderdelen naar www.sandvik.coromant.com

N = neutraal

H36 H5

Gereedschapsblokken voor bladen



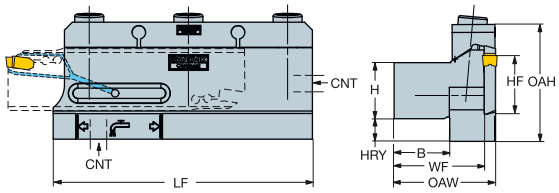

						Afmetingen, mm										
CZC_{MS}	CZC_{WS}	OHX	CNSC	CXSC	**Bestelnummer**	B	H	LF	WF	HF	OAW	OAH	RADW	CNT	BAR	KG
20 x 20	21L	5.0	2	2	**BA-LGC2020-21M**	20.0	20.0	85.0	34.0	20.0	39.0	46.0	39.0	G 1/8-28	70	0.7
	25L	5.0	2	2	**BA-LGC2020-25M**	20.0	20.0	115.0	35.0	20.0	40.0	51.0	40.0	G 1/8-28	70	1.1
	21R	5.0	2	2	**BA-RGC2020-21M**	20.0	20.0	85.0	34.0	20.0	39.0	46.0	39.0	G 1/8-28	70	0.7
	25R	5.0	2	2	**BA-RGC2020-25M**	20.0	20.0	115.0	35.0	20.0	40.0	51.0	40.0	G 1/8-28	70	1.1
25 x 25	21L	5.0	2	2	**BA-LGC2525-21M**	25.0	25.0	85.0	39.0	25.0	44.0	48.0	44.0	G 1/8-28	70	0.9
	25L	5.0	2	2	**BA-LGC2525-25M**	25.0	25.0	115.0	40.0	25.0	45.5	52.0	45.5	G 1/8-28	70	1.3
	21R	5.0	2	2	**BA-RGC2525-21M**	25.0	25.0	85.0	39.0	25.0	44.0	48.0	44.0	G 1/8-28	70	0.8
	25R	5.0	2	2	**BA-RGC2525-25M**	25.0	25.0	115.0	40.0	25.0	45.5	52.0	45.5	G 1/8-28	70	1.3
32 x 32	25L	5.0	2	2	**BA-LGC3232-25M**	32.0	32.0	115.0	46.0	32.0	52.5	54.0	52.5	G 1/8-28	70	1.6
	45L	5.0	2	2	**BA-LGC3232-45**	32.0	32.0	155.0	47.0	45.0	55.0	77.0	55.0	G 1/8-28	70	2.9
	25R	5.0	2	2	**BA-RGC3232-25M**	32.0	32.0	115.0	46.0	32.0	52.5	54.0	52.5	G 1/8-28	70	1.6
	45R	5.0	2	2	**BA-RGC3232-45**	32.0	32.0	155.0	47.0	45.0	55.0	77.0	55.0	G 1/8-28	70	2.9
40 x 40	45L	5.0	2	2	**BA-LGC4040-45**	40.0	40.0	155.0	55.0	45.0	63.0	77.0	63.0	G 1/8-28	70	3.5
	45R	5.0	2	2	**BA-RGC4040-45**	40.0	40.0	75.0	55.0	45.0	63.0	77.0	63.0	G 1/8-28	70	3.5



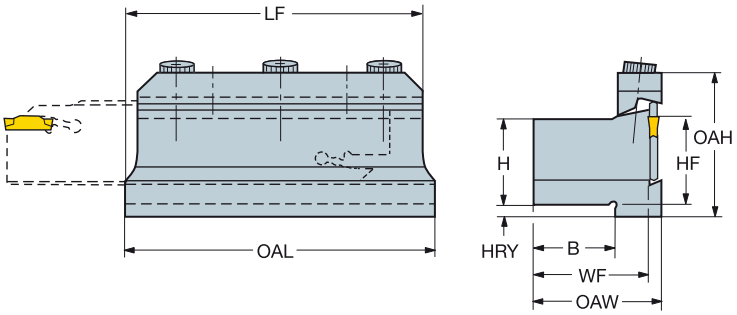

					Afmetingen, mm									
CZC_{MS}	CZC_{WS}	OHX	DSGN	**Bestelnummer**	B	H	LF	WF	HF	OAW	OAH	RADH	RADW	KG
20 x 20	21	5.0	1	**151.2-2020-21M**	20.0	20.0	80.0	33.0	20.0	38.0	45.5	20.0	13.4	0.6
	25	5.0	1	**151.2-2020-25**	20.0	20.0	120.0	33.1	25.0	38.1	52.5	20.0	13.5	1.0
25 x 20	21	5.0	1	**151.2-2520-21**	20.0	25.0	80.0	33.1	25.0	38.1	45.5	25.0	13.5	0.6
	25	5.0	1	**151.2-2520-25**	20.0	25.0	120.0	33.0	25.0	38.0	52.5	25.0	13.4	1.1
32 x 32	25	5.0	1	**151.2-3232-25**	32.0	32.0	120.0	45.0	32.0	50.0	54.5	32.0	13.4	1.6
	45	5.0	1	**151.2-3232-45**	32.0	32.0	160.0	45.0	32.0	52.0	82.5	32.0	13.4	2.9
40 x 40	45	5.0	1	**151.2-4040-45**	40.0	40.0	160.0	53.0	40.0	60.0	82.5	40.0	13.4	3.6
50 x 50	93	0.0	1	**151.2-5050-93**	50.0	50.0	178.0	68.5	50.5	78.1	152.3	50.0	13.5	8.2

Ga voor reserveonderdelen naar www.sandvik.coromant.com

R = Rechts, L = Links
Rechtse uitvoering afgebeeld

H36 H5

Vierkante schacht naar Coromant Capto® opspaneenheid



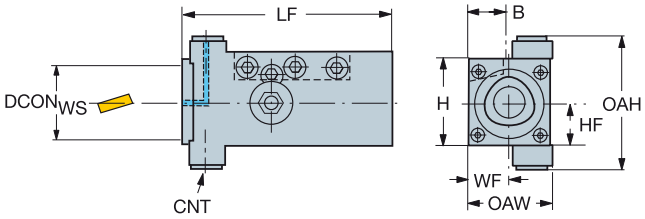

					Afmetingen, mm									BAR	NM	KG
CZC_{MS}	CZC_{WS}	CNSC	CXSC	**Bestelnummer**	$DCON_{WS}$	B	H	LF	WF	HF	OAW	OAH	CNT			
40 x 20	C3	2	2	**C3-R/LC2085-4038M**	32	20	40	95	19.0	20	38	62	G 1/8-28	80	35	1.3
50 x 25	C4	2	2	**C4-R/LC2085-5048**	40	25	50	125	24.0	25	48	58	G 1/8-28	80	50	2.3
64 x 32	C5	2	2	**C5-R/LC2085-6464**	50	32	64	146	32.0	32	64	72	G 1/8-28	80	70	4.4



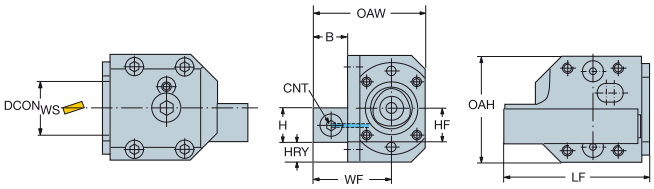

					Afmetingen, mm										BAR	NM	KG
CZC_{MS}	CZC_{WS}	CNSC	CXSC	**Bestelnummer**	$DCON_{WS}$	B	H	LF	WF	HF	OAW	OAH	HRY	CNT			
25 x 26	C4	1	2	**C4-R/LC2080-59110A**	40	26	25	110	59.0	25	83	77	13	G 1/4-19	80	50	2.9
32 x 33.5	C5	1	2	**C5-R/LC2080-77110A**	50	33	32	110	77.0	32	109	92	14	G 1/4-19	80	70	5.1
40 x 40	C6	1	2	**C6-R/LC2080-93140**	63	40	40	140	93.0	40	135	105	13	G 1/4-19	80	90	11.4

Ga voor reserveonderdelen naar www.sandvik.coromant.com

R = Rechts, L = Links
Rechtse uitvoering afgebeeld

G1 H36 H5

Cilindrische schacht met platte vlakken naar Coromant Capto® opspaneenheid

Cilindrische schacht met platte vlakken naar Coromant Capto®



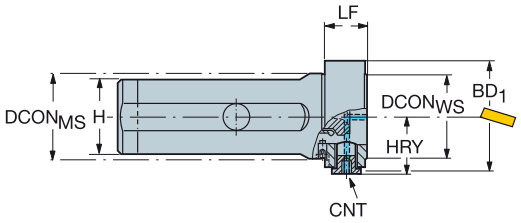

Segmentklemming

					Afmetingen, mm										
CZC_{MS}	CZC_{WS}	CNSC	CXSC	**Bestelnummer**	$DCON_{MS}$	$DCON_{WS}$	H	LF	OAW	OAH	HRY	CNT	BAR	NM	KG
32	C3	2	2	**C3-NC2000-08018-32**	32	32	30	18	45	45	26	G 1/8-28	80	35	0.6
40	C4	2	2	**C4-NC2000-10020-40**	40	40	37	20	51	51	28	G 1/8-28	80	50	1.1
50	C4	2	2	**C4-NC2000-12020-50**	50	40	47	20	51	51	28	G 1/8-28	80	50	1.6
	C5	2	2	**C5-NC2000-12024-50**	50	50	47	24	61	61	33	G 1/8-28	80	70	2.1
60	C5	2	2	**C5-NC2000-14024-60**	60	50	57	24	61	61	33	G 1/8-28	80	70	3.1

N = neutraal



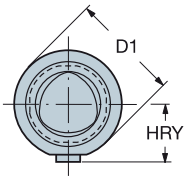

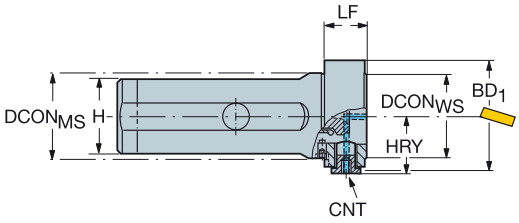

Geactiveerd door bout door het midden

					Afmetingen, mm									
CZC_{MS}	CZC_{WS}	CNSC	CXSC	**Bestelnummer**	$DCON_{MS}$	$DCON_{WS}$	H	BD_1	LF	CNT	BAR	NM	KG
32	C3	2	2	**C3-NC3000-08018-32**	32.0	32.0	30.0	45.5	18.0	G 1/8-28	80	35	0.6
40	C3	2	2	**C3-NC3000-10018-40**	40.0	32.0	37.0	45.5	18.0	G 1/8-28	80	35	1.1
	C4	2	2	**C4-NC3000-10020-40**	40.0	40.0	37.0	51.5	20.0	G 1/8-28	80	50	1.1
50	C5	2	2	**C5-NC3000-12024-50**	50.0	50.0	47.0	61.5	24.0	G 1/8-28	80	70	2.1
60	C6	2	2	**C6-NC3000-14054-60**	60.0	63.0	57.0	70.0	54.0	G 1/8-28	80	85	4.2

Ga voor reserveonderdelen naar www.sandvik.coromant.com

N = neutraal


G1



H36



H5

Cilindrische schacht met platte vlakken naar VL adapter



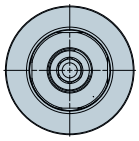

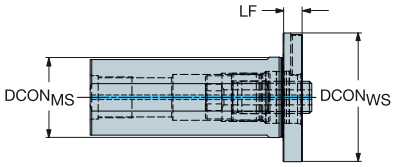

					Afmetingen, mm						
									BAR	NM	KG
CZC_{MS}	CZC_{WS}	CNSC	CXSC	**Bestelnummer**	$DCON_{MS}$	$DCON_{WS}$	H	LF			
50	80	1	1	**VL80-NC3000-50**	50.0	80.0	47.0	12.0	80	190	1.8
60	80	1	1	**VL80-NC3000-60**	60.0	80.0	57.0	12.0	80	190	3.0

Ga voor reserveonderdelen naar www.sandvik.coromant.com

N = neutraal

H36 H5

Handmatige spanhouder

Voor speciale toepassingen

Coromant Capto®



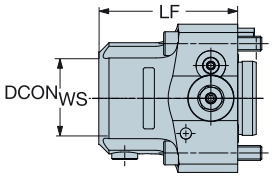

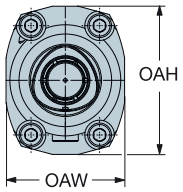

					Afmetingen, mm								
CZC_{MS}	CZC_{WS}	CNSC	CXSC	**Bestelnummer**	$DCON_{WS}$	B	H	LF	OAW	OAH	BAR	NM	KG
64 x 80	C5	6	1	**C5-R/LC2095-00075**	50	64	80	75	64	80	200	70	1.9
74 x 135	C6	6	1	**C6-R/LC2095-00090**	63	74	135	90	74	135	200	90	4.3
93 x 155	C8	6	1	**C8-R/LC2095-00110**	80	93	155	110	93	155	200	130	7.3
126 x 208	C10	6	1	**C10-R/LC2095-00182**	100	126	208	182	126	208	200	285	19.6



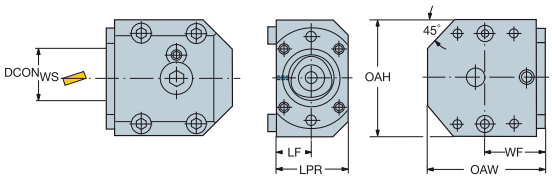

					Afmetingen, mm										
CZC_{MS}	CZC_{WS}	CNSC	CXSC	**Bestelnummer**	$DCON_{WS}$	B	H	LPR	LF	WF	OAW	OAH	BAR	NM	KG
73 x 54	C3	6	2	**C3-R/LC2090-19039M**	32	73	54	38	19	39.0	73	54	80	35	1.1
86 x 77	C4	6	2	**C4-R/LC2090-24043A**	40	86	77	48	24	43.0	86	77	80	50	2.2
100 x 92	C5	6	2	**C5-R/LC2090-32048A**	50	100	92	64	32	48.0	100	92	80	70	3.7
122 x 105	C6	6	2	**C6-R/LC2090-42060**	63	122	105	84	42	60.0	122	105	80	90	7.0
146 x 133	C8	6	2	**C8-R/LC2090-50088**	80	146	133	100	50	88.0	146	133	80	130	13.3

Ga voor reserveonderdelen naar www.sandvik.coromant.com

Let op! Zet de schroef vast met een momentsleutel. Informatie op pagina G16.

R = Rechts, L = Links

Rechtse uitvoering afgebeeld

G1 H36 H5

VDI

Hoe kies ik het juiste gereedschap - CoroCut® QD

Uitvoering

Axiaal
VDI
Blad

Het juiste gereedschap selecteren
Rechts of links
Gereedschappen en adapters

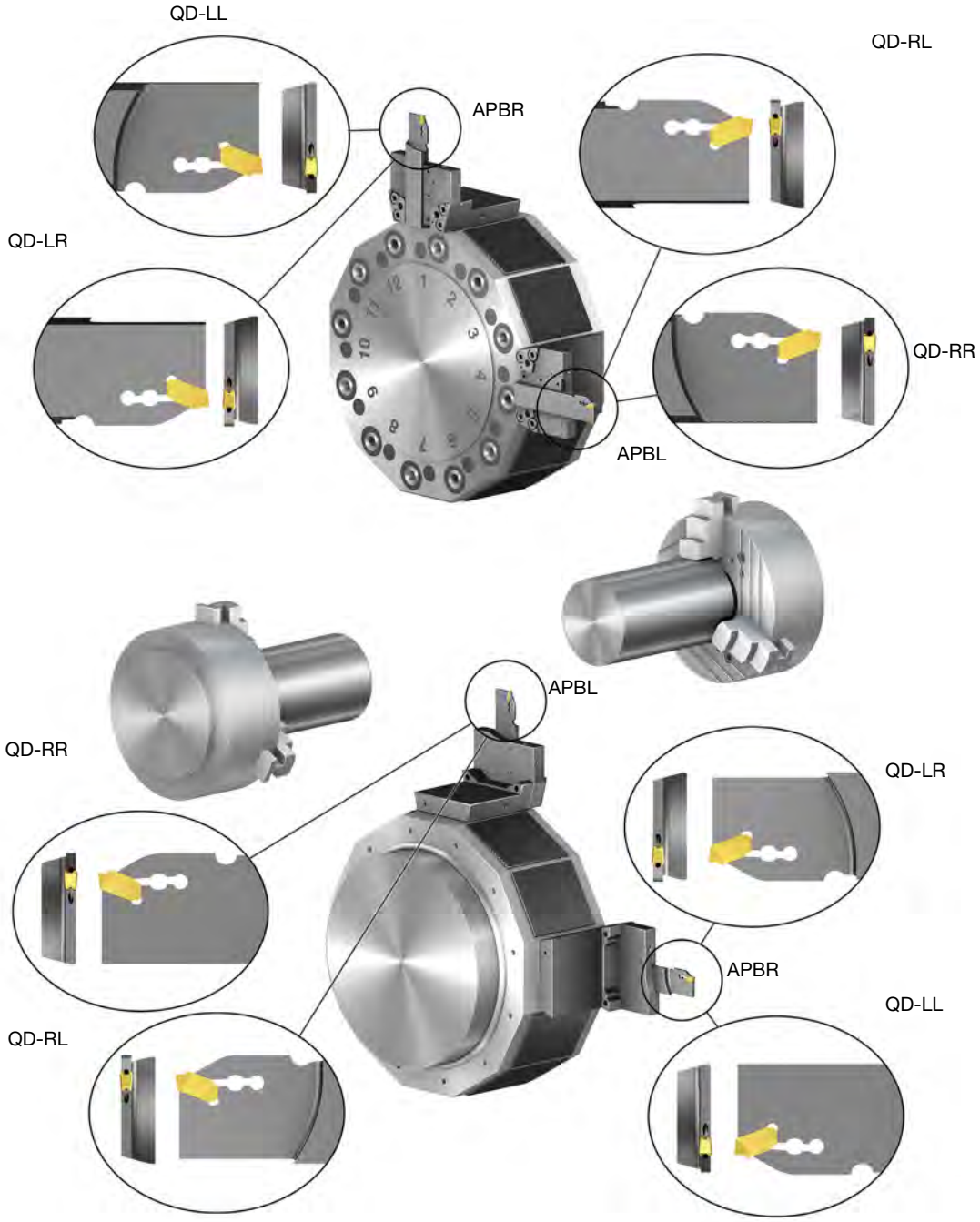

VDI

Het juiste gereedschap selecteren

Uitvoering

Radiaal
VDI blad
QS Schacht

Het juiste gereedschap selecteren
Rechts of links
Gereedschappen en adapters



VDI

Het juiste gereedschap selecteren - Coromant® Capto

Uitwendige bewerking

Rechtse draairichting van de spil



N.B.: Polygoon huls 180° draaien.

Linkse draairichting van de spil



N.B.: Polygoon huls 180° draaien.

Inwendige bewerking

Rechtse draairichting van de spil



N.B.: Polygoon huls 180° draaien.

Linkse draairichting van de spil



N.B.: Polygoon huls 180° draaien.

Adapters voor draaigereedschappen

Conventionele adapters

Coromant Capto®	F3-F23
HSK	F24-F29
Vierkante schacht	F31-F35
Cilindrische schacht	F36-F38
Cilindrische schacht met plat vlak	F39-F45
CoroTurn® SL	F46-F50
Boutpatroon	F50

Gedempte adapters

F53

Coromant Capto®	F54-F59
HSK	F61
Cilindrische schacht	F63-F66

Conventionele adapters

		Machinezijde						
		Coromant Capto®	**HSK**	**Vierkante schacht**	**Cilindrische schacht**	**Cilindrische schacht met platte vlakken**	**Boutpatroon**	**CoroTurn® SL**
Werkstukzijde	**Coromant Capto®**	-Verlenging -Reductie -90° F3-F6						
	CoroTurn® SL	-Adapter -Mini-turret -SL70 F7-F16	-Adapter -SL70 F25-F27	-Adapter F32	-Adapter F37	-Adapter F40	-Adapter F50	-Reductie -Quick change -SL70 -Miniturret -570-80 naar SL Quick change F48-F50
	Vierkante schacht	-Adapter -Mini-turret F17	-Adapter F28					-Adapter F52
	CoroChuck™ 935	-Adapter F19	-Adapter F29			-Adapter F41		
	Cilindrische schacht	-Adapter -EasyFix -Mini-revolver F20-F21	-Adapter F30					
	CoroTurn® XS	-Adapter F22		-Adapter F33		-Adapter -Dubbelzijdig F42-F44		
	Blad	-Adapter F23	-Adapter F30					
	CoroCut® MB			-Adapter F35	-Adapter F38	-Adapter F45		
	VL					-Adapter E14		

Gedempte adapters

		Machinezijde	
		Coromant Capto®	**Cilindrische schacht**
Werkstukzijde	**Coromant Capto®**		-Adapter F63
	CoroTurn® SL	-Adapter -Twee koppen -Hardmetaalversterkt -Elliptisch F54-F59	-Adapter -Hardmetaalversterkt F63-F66
	CoroTurn® SL snel wisselsysteem	-Adapter F59	-Adapter -Hardmetaalversterkt F66

Coromant Capto® -verlengingsadapter



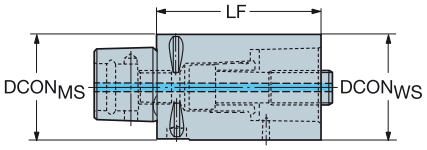

CZCMS	CZCWS	CNSC	CXSC	Bestelnummer	Afmetingen, mm DCONMS	DCONWS	LF	BAR	NM	KG
C3	C3	3	1	C3-391.01-32 060A	32.0	32.0	60.0	80	45.00	0.36
	C3	3	1	C3-391.01-32 080A	32.0	32.0	80.0	80	45.00	0.47
	C3	3	1	C3-391.01-32 095	32.0	32.0	95.0	80	45.00	0.56
C4	C4	3	1	C4-391.01-40 060A	40.0	40.0	60.0	80	55.00	0.57
	C4	3	1	C4-391.01-40 080A	40.0	40.0	80.0	80	55.00	0.70
	C4	3	1	C4-391.01-40 120	40.0	40.0	120.0	80	55.00	1.11
C5	C5	3	1	C5-391.01-50 080A	50.0	50.0	80.0	80	95.00	1.15
	C5	3	1	C5-391.01-50 100A	50.0	50.0	100.0	80	95.00	1.38
	C5	3	1	C5-391.01-50 150	50.0	50.0	150.0	80	95.00	2.17
C6	C6	3	1	C6-391.01-63 100A	63.0	63.0	100.0	80	170.00	2.26
	C6	3	1	C6-391.01-63 140A	63.0	63.0	140.0	80	170.00	3.17
	C6	3	1	C6-391.01-63 185	63.0	63.0	185.0	80	170.00	4.19
C8	C8	3	1	C8-391.01-80 100A	80.0	80.0	100.0	80	170.00	3.70
	C8	3	1	C8-391.01-80 125A	80.0	80.0	125.0	80	170.00	4.64
	C8	3	1	C8-391.01-80 200	80.0	80.0	200.0	80	170.00	7.47
C10	C10	3	1	C10-391.01-100 140	100.0	100.0	140.0	80	380.00	7.93
	C10	3	1	C10-391.01-100 200	100.0	100.0	200.0	80	380.00	11.49

Korte versie, alleen voor segmentklemmen

CZCMS	CZCWS	CNSC	CXSC	Bestelnummer	Afmetingen, mm DCONMS	DCONWS	LF	BAR	NM	KG
C3	C3	3	1	C3-391.01-32 035	32.0	32.0	35.0	80	45.00	0.22
C4	C4	3	1	C4-391.01-40 040	40.0	40.0	40.0	80	55.00	0.40
C5	C5	3	1	C5-391.01-50 050	50.0	50.0	50.0	80	95.00	0.73
C6	C6	3	1	C6-391.01-63 060	63.0	63.0	60.0	80	170.00	1.36
C8	C8	3	1	C8-391.01-80 065	80.0	80.0	65.0	80	170.00	2.41

Korte versie, alleen voor segmentklemmen

Polygoon 180 graden geroteerd

CZCMS	CZCWS	CNSC	CXSC	Bestelnummer	Afmetingen, mm DCONMS	DCONWS	LF	BAR	NM	KG
C5	C5	3	1	C5-391.01R-50 050	50.0	50.0	50.0	80	95.00	0.74
C6	C6	3	1	C6-391.01R-63 060	63.0	63.0	60.0	80	170.00	1.36
C8	C8	3	1	C8-391.01R-80 065	80.0	80.0	65.0	80	170.00	2.40

Ga voor reserveonderdelen naar www.sandvik.coromant.com

Opmerking!

Kan niet samen gebruikt worden met basishouders met bevestiging d.m.v. centerbout.

G1 H36 H35 H5

Coromant Capto® reductie adapter

DSGN 2



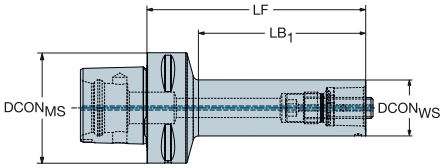

DSGN 7

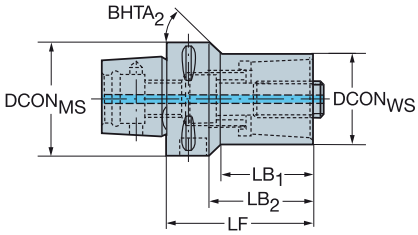

						Afmetingen, mm											
CZC_{MS}	CZC_{WS}	CNSC	CXSC	DSGN	Bestelnummer	$DCON_{MS}$	$DCON_{WS}$	LF	LB_1	LB_2	LB_3	BD_2	BD_3	$BHTA_2$	BAR	NM	KG
C4	C3	3	1	2	C4-391.02-32 055A	40.0	32.0	55.0	31.0	55.0		40.0		0°	80	45.00	0.49
	C3	3	1	2	C4-391.02-32 120	40.0	32.0	120.0	95.7	120.0		40.0		0°	80	45.00	0.81
C5	C3	3	1	2	C5-391.02-32 060A	50.0	32.0	60.0	34.8	60.0		50.0		0°	80	45.00	0.68
	C3	3	1	2	C5-391.02-32 120	50.0	32.0	120.0	94.4	120.0		50.0		0°	80	45.00	0.99
	C4	3	1	2	C5-391.02-40 065A	50.0	40.0	65.0	40.0	65.0		50.0		0°	80	55.00	0.80
	C4	3	1	2	C5-391.02-40 140	50.0	40.0	140.0	115.5	140.0		50.0		0°	80	55.00	1.46
C6	C3	3	1	2	C6-391.02-32 070A	63.0	32.0	70.0	39.0	70.0		63.0		0°	80	45.00	1.12
	C3	3	1	2	C6-391.02-32 125	63.0	32.0	125.0	95.6	125.0		63.0		0°	80	45.00	1.43
	C4	3	1	2	C6-391.02-40 080A	63.0	40.0	80.0	51.4	80.0		63.0		0°	80	55.00	1.32
	C4	3	1	2	C6-391.02-40 145	63.0	40.0	145.0	116.7	145.0		63.0		0°	80	55.00	1.86
	C5	3	1	2	C6-391.02-50 080A	63.0	50.0	80.0	51.5	80.0		63.0		0°	80	95.00	1.53
	C5	3	1	2	C6-391.02-50 175	63.0	50.0	175.0	148.1	175.0		63.0		0°	80	95.00	2.79
C8	C3	3	1	2	C8-391.02-32 060B	80.0	32.0	60.0	20.7	60.0		80.0		0°	80	45.00	2.07
	C3	3	1	2	C8-391.02-32 135	80.0	32.0	135.0	95.7	135.0		80.0		0°	80	45.00	2.53
	C4	3	1	2	C8-391.02-40 070B	80.0	40.0	70.0	31.4	70.0		80.0		0°	80	55.00	2.20
	C4	3	1	2	C8-391.02-40 155	80.0	40.0	155.0	116.4	155.0		80.0		0°	80	55.00	2.97
	C5	3	1	2	C8-391.02-50 080B	80.0	50.0	80.0	42.8	80.0		80.0		0°	80	95.00	2.43
	C5	3	1	2	C8-391.02-50 185	80.0	50.0	185.0	147.8	185.0		80.0		0°	80	95.00	3.88
	C6	3	1	2	C8-391.02-63 080B	80.0	63.0	80.0	44.5	80.0		80.0		0°	80	170.00	2.65
	C6	3	1	7	C8-391.02-63 120A	80.0	63.0	120.0	12.0	90.0	120.0	63.0	80.0	6°	80	170.00	4.10
	C6	3	1	2	C8-391.02-63 200	80.0	63.0	200.0	164.5	200.0		80.0		0°	80	170.00	5.37
C10	C3	3	1	7	C10-391.02-32 085	100.0	32.0	85.0	29.4	49.0	85.0	32.0	100.0	60°	80	45.00	4.15
	C4	3	1	7	C10-391.02-40 090	100.0	40.0	90.0	36.7	54.0	90.0	40.0	100.0	60°	80	55.00	4.25
	C5	3	1	7	C10-391.02-50 095	100.0	50.0	95.0	44.6	59.0	95.0	50.0	100.0	60°	80	95.00	4.42
	C6	3	1	7	C10-391.02-63 095	100.0	63.0	95.0	48.3	59.0	95.0	63.0	100.0	60°	80	170.00	4.68
	C6	3	1	2	C10-391.02-63 200	100.0	63.0	200.0	155.8	200.0		100.0		0°	80	170.00	6.92
	C8	3	1	7	C10-391.02-80 100	100.0	80.0	100.0	58.2	64.0	100.0	80.0	100.0	60°	80	170.00	5.25
	C8	3	1	2	C10-391.02-80 200	100.0	80.0	200.0	158.1	200.0		100.0		0°	80	170.00	8.92



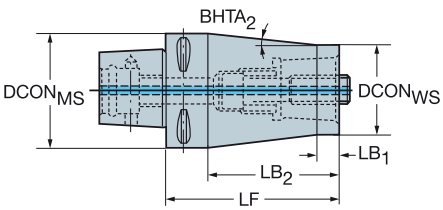

					Afmetingen, mm								
CZC_{MS}	CZC_{WS}	CNSC	CXSC	Bestelnummer	$DCON_{MS}$	$DCON_{WS}$	LF	LB_1	LB_2	$BHTA_2$	BAR	NM	KG
C4	C3	3	1	C4-391.02-32 070A	40.0	32.0	70.0	12.0	50.0	6°	80	45.00	0.59
C5	C3	3	1	C5-391.02-32 150	50.0	32.0	150.0	5.0	128.2	8°	80	45.00	1.65
	C4	3	1	C5-391.02-40 085A	50.0	40.0	85.0	12.0	65.0	5°	80	45.00	1.10
C6	C3	3	1	C6-391.02-32 185	63.0	32.0	185.0	5.0	162.2	11°	80	45.00	2.99
	C4	3	1	C6-391.02-40 185	63.0	40.0	185.0	5.0	162.2	8°	80	55.00	3.23
	C5	3	1	C6-391.02-50 110A	63.0	50.0	110.0	12.0	88.0	5°	80	95.00	2.23
C8	C4	3	1	C8-391.02-40 200	80.0	40.0	200.0	5.0	169.2	13°	80	55.00	5.42
	C5	3	1	C8-391.02-50 200	80.0	50.0	200.0	5.0	169.2	10°	80	95.00	5.84

Ga voor reserveonderdelen naar www.sandvik.coromant.com

G1 H36 H35 H5

Coromant Capto® reductie adapter

Korte versie, alleen voor segmentklemming



DSGN 2

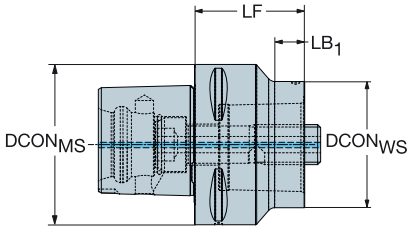

DSGN 7

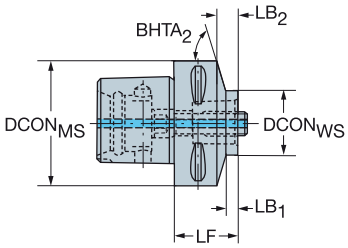

						Afmetingen, mm											
CZC_{MS}	CZC_{WS}	CNSC	CXSC	DSGN	**Bestelnummer**	$DCON_{MS}$	$DCON_{WS}$	LF	LB_1	LB_2	LB_3	BD_2	BD_3	$BHTA_2$	BAR	NM	KG
C5	C3	3	1	2	**C5-391.02-32 033A**	50.0	32.0	33.0	5.0	33.0		50.0		0°	80	45.00	0.54
	C4	3	1	2	**C5-391.02-40 040A**	50.0	40.0	40.0	15.0	40.0		50.0		0°	80	55.00	0.59
C6	C3	3	1	2	**C6-391.02-32 032**	63.0	32.0	32.0	6.0	32.0		63.0		0°	80	45.00	0.91
	C4	3	1	2	**C6-391.02-40 040**	63.0	40.0	40.0	11.0	40.0		63.0		0°	80	55.00	0.98
	C5	3	1	2	**C6-391.02-50 050A**	63.0	50.0	50.0	20.0	50.0		63.0		0°	80	95.00	1.11
C8	C5	3	1	2	**C8-391.02-50 045A**	80.0	50.0	45.0	5.0	45.0		80.0		0°	80	95.00	2.00
	C6	3	1	2	**C8-391.02-63 055A**	80.0	63.0	55.0	15.0	55.0		80.0		0°	80	170.00	2.15
C10	C6	3	1	7	**C10-391.02-63 055**	100.0	63.0	55.0	14.0	19.0	55.0	63.0	100.0	75°	80	170.00	3.70
	C8	3	1	7	**C10-391.02-80 065**	100.0	80.0	65.0	25.4	29.0	65.0	80.0	100.0	70°	80	170.00	3.92

Polygoon 180 graden geroteerd

						Afmetingen, mm						
CZC_{MS}	CZC_{WS}	CNSC	CXSC	DSGN	**Bestelnummer**	$DCON_{MS}$	$DCON_{WS}$	LF	LB_1	BAR	NM	KG
C8	C6	3	1	2	**C8-391.02R-63 055A**	80.0	63.0	55.0	15.0	80	170.00	2.13

Ga voor reserveonderdelen naar www.sandvik.coromant.com

Opmerking!

Kan niet samen gebruikt worden met basishouders met bevestiging d.m.v. centerbout.

G1 H36 H35 H5

Coromant Capto® offset reductie adapter



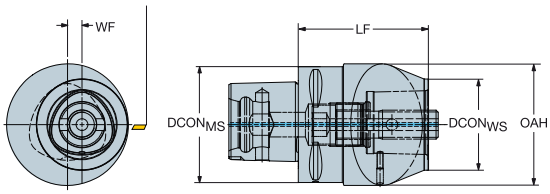

Enkel voor segmentklemming

CZCMS	CZCWS	CNSC	CXSC	Bestelnummer	Afmetingen, mm DCONMS	DCONWS	LB1	LF	WF	OAW	OAH	RADH	RADW	DIX	BAR	NM	KG
C8	C6	3	1	C8-391.02-63 090R/L	80.0	63.0	3.0	90.0	10.0	80.0	84.0	42.0	42.0	84	80	170.0	3.5
C10	C8	3	1	C10-391.02-80 080R/L	100.0	80.0	3.0	80.0	13.0	100.0	107.0	53.5	53.5	107	80	170.0	5.2

Kan niet samen gebruikt worden met basishouders met bevestiging d.m.v. centerbout.

Coromant Capto® offset reductie adapter met snelwisselsysteem



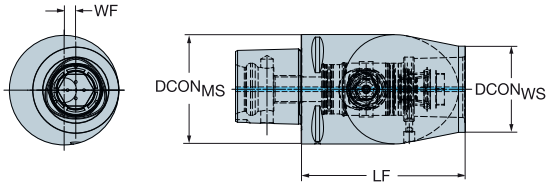

CZCMS	CZCWS	CNSC	CXSC	DSGN	Bestelnummer	Afmetingen, mm DCONMS	DCONWS	LF	WF	BAR	NM	KG
C6	C5	3	1	2	C6-QC-C5-100R/L07	63.0	50.0	100.0	6.5	150	70.0	2.0
C8	C6	3	1	2	C8-QC-C6-120R/L09	80.0	63.0	120.0	8.5	150	90.0	4.2
C10	C6	3	1	2	C10-QC-C6-125R19	100.0	63.0	125.0	18.5	150	130.0	6.2

Coromant Capto® 90° reductie adapter



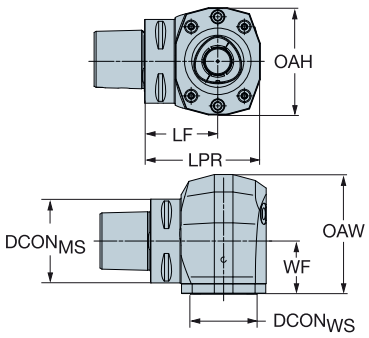

CZCMS	CZCWS	CNSC	CXSC	Bestelnummer	Afmetingen, mm DCONMS	DCONWS	LPR	LF	WF	OAW	OAH	RADH	BAR	NM	KG
C5	C4	3	1	C5-R/L-C4-L-44035	50.0	40.0	68.0	44.0	35.0	79.0	66.0	35.0	200	50.0	1.7
		3	1	C5-R/L-C4-R-44035	50.0	40.0	68.0	44.0	35.0	79.0	66.0	35.0	200	50.0	1.7
C6	C5	3	1	C6-R/L-C5-L-55040	63.0	50.0	87.0	55.0	40.0	90.0	81.0	40.0	200	70.0	3.1
		3	1	C6-R/L-C5-R-55040	63.0	50.0	87.0	55.0	40.0	90.0	81.0	40.0	200	70.0	3.2
C8	C6	3	1	C8-R/L-C6-L-72050	80.0	63.0	106.0	69.0	50.0	109.0	104.5	50.0	200	90.0	6.2
		3	1	C8-R/L-C6-R-72050	80.0	63.0	106.0	69.0	50.0	109.0	104.5	50.0	200	90.0	6.2

Ga voor reserveonderdelen naar www.sandvik.coromant.com

R = Rechts, L = Links

G1 H36 H5

Coromant Capto® naar CoroTurn® SL adapter



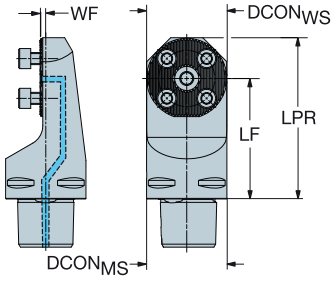

Voor kopsteken

CZCMS	CZCWS	CNSC	CXSC	Bestelnummer	Afmetingen, mm DCONMS	DCONWS	LPR	LF	WF	BAR	NM	KG
C4	32	3	1	C4-SL-32-60-R/LF	40.0	32.0	76.3	60.0	6.5	150	8.8	0.5
C5	32	3	1	C5-SL-32-75-R/LF	50.0	32.0	91.3	75.0	11.5	150	8.8	0.9
C6	32	3	1	C6-SL-32-90-R/LF	63.0	32.0	106.3	90.0	16.5	150	8.8	1.5
	40	3	1	C6-SL-40-90-R/LF	63.0	40.0	110.3	90.0	12.5	150	17.0	1.6



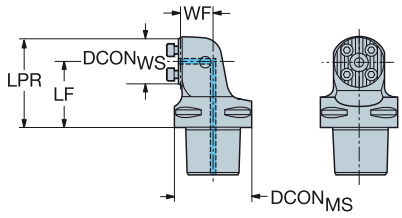

CZCMS	CZCWS	CNSC	CXSC	Bestelnummer	Afmetingen, mm DCONMS	DCONWS	LPR	LF	WF	BAR	NM	KG
C4	25	3	1	C4-570-25-R/LF	40.0	25.0	49.8	37.0	13.0	70	3.7	0.3
	32	3	1	C4-570-32-R/LF	40.0	32.0	59.8	43.5	13.0	70	8.8	0.5
	40	3	1	C4-570-40-R/LF	40.0	40.0	68.8	48.5	13.0	70	17.0	0.6
C5	25	3	1	C5-570-25-R/LF	50.0	25.0	48.8	36.0	21.0	70	3.7	0.5
	32	3	1	C5-570-32-R/LF	50.0	32.0	58.3	42.0	21.0	70	8.8	0.7
	40	3	1	C5-570-40-R/LF	50.0	40.0	66.3	46.0	21.0	70	17.0	0.9
C6	32	3	1	C6-570-32-R/LF	63.0	32.0	54.8	38.5	31.0	70	8.8	1.0
	40	3	1	C6-570-40-R/LF	63.0	40.0	62.8	42.5	31.0	70	17.0	1.2
C8	32	3	1	C8-570-32-R/LF	80.0	32.0	62.3	46.0	41.0	70	8.8	2.0
	40	3	1	C8-570-40-R/LF	80.0	40.0	70.3	50.0	41.0	70	17.0	2.3

Ga voor reserveonderdelen naar www.sandvik.coromant.com

R = Rechts, L = Links

Moet corresponderen met de koppelingsgrootte, CZC_{WS} voor respectievelijk CoroCut® SL en T-Max Q-Cut® SL-koppen. Rechts 0° voor linkse koppen, rechts 45° voor rechtse koppen. Links en rechts 90° voor zowel linkse en rechte koppen. Neutraal 90° voor zowel linkse en rechte koppen.

G1 H36 H5 H2

Coromant Capto® naar CoroTurn® SL adapter



DSGN 1

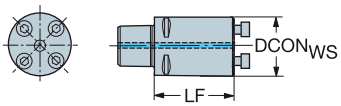

2

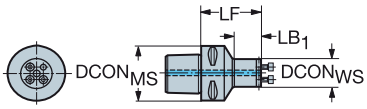

CZCMS	CZCWS	CNSC	CXSC	DSGN	Bestelnummer	Afmetingen, mm DCONMS	DCONWS	LB1	LF	BAR	NM	KG
C3	32	3	1	1	C3-570-32-NG	32.0	32.0	22.0	22.0	150	8.8	0.1
C4	32	3	1	2	C4-570-32-NG	40.0	32.0	8.0	32.0	150	8.8	0.3
	40	3	1	1	C4-570-40-NG	40.0	40.0	32.0	32.0	150	17.0	0.4
C5	40	3	1	2	C5-570-40-NG	50.0	40.0	17.0	42.0	150	17.0	0.7
C6	40	3	1	2	C6-570-40-NG	63.0	40.0	16.0	47.0	150	17.0	1.1



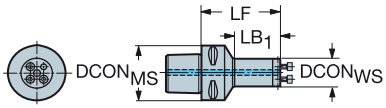

CZCMS	CZCWS	OHX	CNSC	CXSC	Bestelnummer	Afmetingen, mm DCONMS	DCONWS	LB1	LF	BAR	NM	KG
C3	20	50.0	3	1	C3-570-2C 20 050	32.0	20.0	32.0	50.0	70	2.8	0.2
	25	64.0	3	1	C3-570-2C 25 064	32.0	25.0	46.0	64.0	70	3.7	0.3
	32	37.0	3	1	C3-570-2C 32 037	32.0	32.0	37.0	37.0	70	8.8	0.2
		53.0	3	1	C3-570-2C 32 053	32.0	32.0	53.0	53.0	70	8.8	0.4
C4	16	48.0	3	1	C4-570-2C 16 048	40.0	16.0	23.0	48.0	70	2.0	0.3
	20	58.0	3	1	C4-570-2C 20 058	40.0	20.0	34.0	58.0	70	2.8	0.4
	25	64.0	3	1	C4-570-2C 25 064	40.0	25.0	42.0	64.0	70	3.7	0.4
	32	74.0	3	1	C4-570-2C 32 074	40.0	32.0	51.0	74.0	70	8.8	0.6
	40	53.0	3	1	C4-570-2C 40 053	40.0	40.0	40.0	53.0	70	17.0	0.6
		73.0	3	1	C4-570-2C 40 073	40.0	40.0	73.0	73.0	70	17.0	0.8
C5	16	52.0	3	1	C5-570-2C 16 052	50.0	16.0	28.0	52.0	70	2.0	0.5
	20	59.0	3	1	C5-570-2C 20 059	50.0	20.0	33.0	59.0	70	2.8	0.6
	25	67.0	3	1	C5-570-2C 25 067	50.0	25.0	41.0	67.0	70	3.7	0.6
	32	75.0	3	1	C5-570-2C 32 075	50.0	32.0	48.0	75.0	70	8.8	0.8
	40	94.0	3	1	C5-570-2C 40 094	50.0	40.0	72.0	94.0	70	17.0	1.2
C6	16	56.0	3	1	C6-570-2C 16 056	63.0	16.0	28.0	56.0	70	2.0	0.9
	20	68.0	3	1	C6-570-2C 20 068	63.0	20.0	40.0	67.0	70	2.8	1.0
	25	82.0	3	1	C6-570-2C 25 082	63.0	25.0	55.0	82.0	70	3.7	1.1
	32	81.0	3	1	C6-570-2C 32 081	63.0	32.0	51.0	81.0	70	8.8	1.2
	40	92.0	3	1	C6-570-2C 40 092	63.0	40.0	63.0	92.0	70	17.0	1.4
C8	40	110.0	3	1	C8-570-2C 40 110	80.0	40.0	78.0	110.0	150	17.0	2.5

Ga voor reserveonderdelen naar www.sandvik.coromant.com

G1 H36 H5 H2

Coromant Capto® naar CoroTurn® SL adapter



Cx-570-2C..R/L

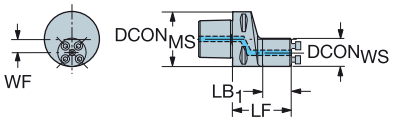

Cx-570-2C..R/L40

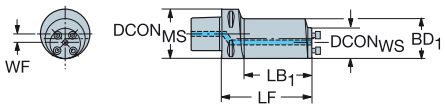

CZC$_{MS}$	CZC$_{WS}$	CNSC	CXSC	Bestelnummer	Afmetingen, mm DCON$_{MS}$	DCON$_{WS}$	BD$_1$	LB$_1$	LF	WF	BAR	NM	KG
C4	16	3	1	C4-570-2C 16 041R/L	40.0	16.0	16.0	12.0	41.0	12.0	70	2	0.3
	20	3	1	C4-570-2C 20 047R/L	40.0	20.0	20.0	20.0	47.0	10.0	70	2	0.3
	25	3	1	C4-570-2C 25 051R/L	40.0	25.0	25.0	25.0	51.0	7.5	70	3	0.4
	32	3	1	C4-570-2C 32 056R/L	40.0	32.0	32.0	32.0	56.0	4.0	70	8	0.5
C5	20	3	1	C5-570-2C 20 050R	50.0	20.0	20.0	20.0	50.0	15.0	70	2	0.5
	25	3	1	C5-570-2C 25 054R/L	50.0	25.0	25.0	25.0	54.0	12.5	70	3	0.6
	32	3	1	C5-570-2C 32 061R/L	50.0	32.0	32.0	32.0	61.0	9.0	70	8	0.8
	40	3	1	C5-570-2C 40 075R/L	50.0	40.0	40.0	48.0	75.0	5.0	70	17	1.0
C6	25	3	1	C6-570-2C 25 056R/L	63.0	25.0	25.0	25.0	56.0	19.0	70	3	0.9
	32	3	1	C6-570-2C 32 066R/L	63.0	32.0	32.0	32.0	66.0	15.5	70	8	1.1
	40	3	1	C6-570-2C 40 080R/L	63.0	40.0	40.0	48.0	80.0	11.5	70	17	1.4
		3	1	C6-570-2C 50 097R/L40	63.0	40.0	50.0	68.0	97.0	12.0	70	17	1.9
		3	1	C6-570-2C 60 112R/L40	63.0	40.0	60.0	88.0	112.0	10.0	70	17	2.7
C8	40	3	1	C8-570-2C 40 089R/L	80.0	40.0	40.0	89.0	89.0	20.0	150	17	2.3



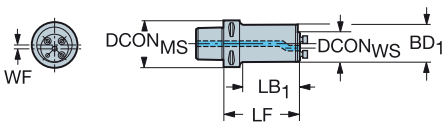

CZC$_{MS}$	CZC$_{WS}$	CNSC	CXSC	Bestelnummer	Afmetingen, mm DCON$_{MS}$	DCON$_{WS}$	BD$_1$	LB$_1$	LF	WF	BAR	NM	KG
C5	40	3	1	C5-570-2C 50 073-40R/L	50.0	40.0	50.0	73.0	73.0	5.0	70	17	1.2
		3	1	C5-570-2C 50 098-40R/L	50.0	40.0	50.0	98.0	98.0	5.0	70	17	1.6
C6	40	3	1	C6-570-2C 50 124-40R/L	63.0	40.0	50.0	98.0	124.0	5.0	70	17	2.3
		3	1	C6-570-2C 60 148-40R/L	63.0	40.0	60.0	123.0	148.0	10.0	70	17	3.5
C8	40	3	1	C8-570-2C 50 107-40R/L	80.0	40.0	50.0	73.0	107.0	20.0	150	17	2.8
		3	1	C8-570-2C 50 133-40R/L	80.0	40.0	50.0	104.0	133.0	5.0	150	17	3.2
		3	1	C8-570-2C 60 125-40R/L	80.0	40.0	60.0	94.0	125.0	20.0	150	17	3.7
		3	1	C8-570-2C 60 158-40R/L	80.0	40.0	60.0	131.0	158.0	10.0	150	17	4.4



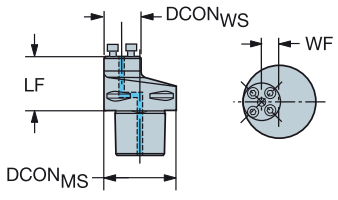

CZC$_{MS}$	CZC$_{WS}$	OHX	CNSC	CXSC	Bestelnummer	Afmetingen, mm DCON$_{MS}$	DCON$_{WS}$	LF	WF	BAR	NM	KG
C5	32	42.0	3	1	C5-570-32-R/LG	50.0	32.0	42.0	9.0	150	8	0.6
	40	40.0	3	1	C5-570-40-R/LG	50.0	40.0	40.0	11.0	150	17	0.6
C6	32	47.0	3	1	C6-570-32-R/LG	63.0	32.0	47.0	15.5	150	8	1.0
	40	40.0	3	1	C6-570-40-R/LG	63.0	40.0	45.0	21.0	150	17	1.0
C8	32	66.0	3	1	C8-570-32-R/LGM	80.0	32.0	66.0	24.0	150	8	2.0
	40	67.0	3	1	C8-570-40-R/LGM	80.0	40.0	67.0	20.0	150	17	2.1
C10	40	78.0	3	1	C10-570-40-R/LG	100.0	40.0	78.0	30.0	150	17	4.1

Ga voor reserveonderdelen naar www.sandvik.coromant.com

R = Rechts, L = Links

G1 H36 H5 H2

Coromant Capto® naar CoroTurn® SL adapter

Machine specifiek ontwerp



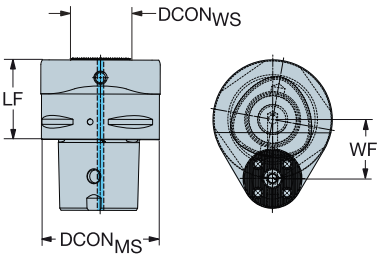

Mazak

CZCMS	CZCWS	CNSC	CXSC	Bestelnummer	Afmetingen, mm DCONMS	DCONWS	LF	WF	BAR	NM	KG
C8	40	3	1	C8-570-40-LG-040-MZ	80.0	40.0	55.0	40.0	150	17.0	2.7

Mori Seiki - NT6600

CZCMS	CZCWS	CNSC	CXSC	Bestelnummer	Afmetingen, mm DCONMS	DCONWS	LF	WF	BAR	NM	KG
C8	40	3	1	C8-570-40-RG-040-MS	80.0	40.0	55.0	40.0	150	17.0	2.8

Aangepast voor verticale draaibanken

CZCMS	CZCWS	CNSC	CXSC	Bestelnummer	Afmetingen, mm DCONMS	DCONWS	LF	WF	BAR	NM	KG
C6	40	3	1	C6-570-40-RG-045	63.0	40.0	62.0	45.0	150	17.0	1.8

Okuma Multus B750
WFL M100, M120, M150

CZCMS	CZCWS	CNSC	CXSC	Bestelnummer	Afmetingen, mm DCONMS	DCONWS	LF	WF	BAR	NM	KG
C8	40	3	1	C8-570-40-LG-040	80.0	40.0	55.0	40.0	150	17.0	2.7

Ga voor reserveonderdelen naar www.sandvik.coromant.com

R = Rechts, L = Links

G1 H36 H5 H2

Coromant Capto® naar CoroTurn® SL adapter



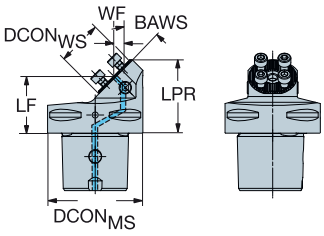

					Afmetingen, mm							
CZC_{MS}	CZC_{WS}	CNSC	CXSC	**Bestelnummer**	$DCON_{MS}$	$DCON_{WS}$	LPR	LF	WF	BAR	NM	KG
C5	32	3	1	**C5-570-32-R/LX-045**	50.0	32.0	45.0	34.0	6.0	70	8.8	0.5
C6	32	3	1	**C6-570-32-R/LX-045**	63.0	32.0	48.0	37.5	12.5	70	8.8	0.9
	40	3	1	**C6-570-40-R/LX-045-060**	63.0	40.0	74.0	60.0	14.5	150	17.0	1.2



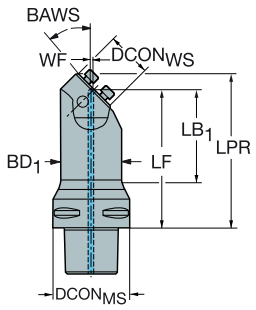

					Afmetingen, mm									
CZC_{MS}	CZC_{WS}	CNSC	CXSC	**Bestelnummer**	$DCON_{MS}$	$DCON_{WS}$	BD_1	LB_1	LPR	LF	WF	BAR	NM	KG
C5	32	3	1	**C5-570-32-RX-045-L1**	50.0	32.0	40.0	70.0	101.0	90.0	2.0	70	8.8	1.1
C6	32	3	1	**C6-570-32-RX-045-L1**	63.0	32.0	45.0	68.0	111.0	100.0	2.0	70	8.8	1.7
	40	3	1	**C6-570-40-RX-045-L1**	63.0	40.0	45.0	71.0	114.0	100.0	5.0	70	17.0	1.8
C8	40	3	1	**C8-570-40-RX-045-L1**	80.0	40.0	50.0	74.0	149.0	135.0	5.0	70	17.0	3.6

Ga voor reserveonderdelen naar www.sandvik.coromant.com

R = Rechts, L = Links

Moet corresponderen met de koppelingsgrootte, CZC_{WS} voor respectievelijk CoroCut® SL en T-Max Q-Cut® SL-koppen. Rechts 0° voor linkse koppen, rechts 45° voor rechtse koppen. Links en rechts 90° voor zowel linkse en rechte koppen. Neutraal 90° voor zowel linkse en rechte koppen.

G1 H36 H5 H2

Coromant Capto® naar CoroTurn® SL adapter

Korte versie, alleen voor segmentklemming



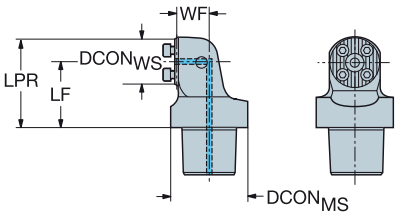

CZC$_{MS}$	CZC$_{WS}$	CNSC	CXSC	Bestelnummer	Afmetingen, mm DCON$_{MS}$	DCON$_{WS}$	LPR	LF	WF	BAR	NM	KG
C3	25	3	1	C3-570-25-R/LF-T	32.0	25.0	36.3	23.5	17.0	70	3.7	0.2
	32	3	1	C3-570-32-R/LF-T	32.0	32.0	43.3	27.0	17.0	70	8.8	0.3
C4	32	3	1	C4-570-32-R/LF-T	40.0	32.0	43.3	27.0	20.0	70	8.8	0.4
	40	3	1	C4-570-40-R/LF-T	40.0	40.0	51.3	31.0	20.0	70	17.0	0.5
C5	32	3	1	C5-570-32-R/LF-T	50.0	32.0	43.3	27.0	27.0	70	8.8	0.5
	40	3	1	C5-570-40-R/LF-T	50.0	40.0	51.3	31.0	27.0	70	17.0	0.7



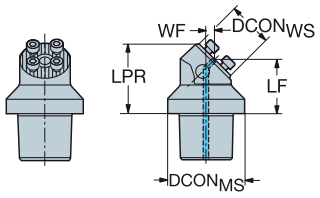

CZC$_{MS}$	CZC$_{WS}$	CNSC	CXSC	Bestelnummer	Afmetingen, mm DCON$_{MS}$	DCON$_{WS}$	LPR	LF	WF	BAR	NM	KG
C4	32	3	1	C4-570-32-R/LX-045-T	40.0	32.0	33.0	22.0	1.0	70	8.8	0.3

Ga voor reserveonderdelen naar www.sandvik.coromant.com

R = Rechts, L = Links

Moet corresponderen met de koppelingsgrootte, CZC$_{WS}$ voor respectievelijk CoroCut® SL en T-Max Q-Cut® SL-koppen. Rechts 0° voor linkse koppen, rechts 45° voor rechtse koppen. Links en rechts 90° voor zowel linkse en rechte koppen. Neutraal 90° voor zowel linkse en rechte koppen.

Opmerking: Alleen voor segmentklemsysteem. Kan niet worden gebruik in basishouders en verleng/reductie-adapters. Niet voor automatische gereedschapswisseling. Heeft geen gripper groeven.

G1 H36 H5 H2

Coromant Capto® mini revolver voor vier CoroTurn® SL koppen



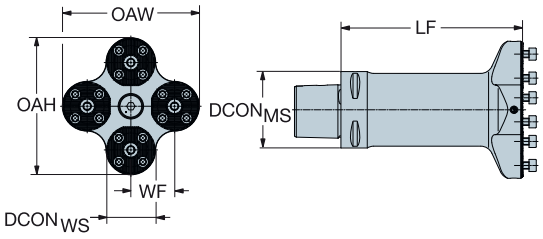

					Afmetingen, mm								
CZC_{MS}	CZC_{WS}	CNSC	CXSC	Bestelnummer	$DCON_{MS}$	$DCON_{WS}$	LF	WF	OAW	OAH	BAR	NM	KG
C6	40	3	1	C6-4-SL40 113 150-AX	63.0	40.0	150.0	36.0	113.0	113.0	150	17.0	4.4
C8	40	3	1	C8-4-SL40 113 180-AX	80.0	40.0	180.0	36.0	113.0	113.0	150	17.0	6.1

Boorbaar voor twee CoroTurn® SL koppen



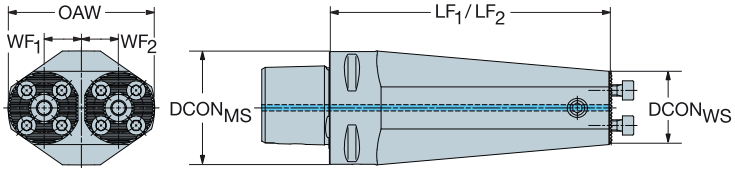

					Afmetingen, mm								
CZC_{MS}	CZC_{WS}	CNSC	CXSC	Bestelnummer	$DCON_{MS}$	$DCON_{WS}$	LF	WF	OAW	DIX	BAR	NM	KG
C6	32	3	1	C6-SL-2C65 150-32-2	63.0	32.0	150.0	16.5	65.0	65	70	8.8	3.5
C8	40	3	1	C8-SL-2C81 180-40-2	80.0	40.0	180.0	20.5	81.0	81	70	17.0	6.9

Ga voor reserveonderdelen naar www.sandvik.coromant.com

G1 H36 H5 H2

Coromant Capto® naar CoroTurn® SL70 adapter



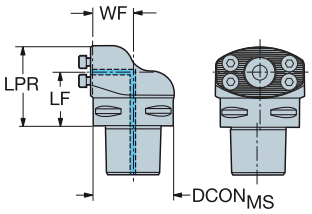

CZC_{MS}	CZC_{WS}	CNSC	CXSC	Bestelnummer	Afmetingen, mm $DCON_{MS}$	LPR	LF	WF	BAR	NM	KG
C5	70	3	1	**C5-SL70-R/LF-043**	50.0	63.3	43.0	33.0	150	30.0	1.4
C6	70	3	1	**C6-SL70-R/LF-043**	63.0	63.2	43.0	33.0	150	30.0	1.7
C8	70	3	1	**C8-SL70-R/LF-051**	80.0	71.3	51.0	41.5	150	30.0	3.2
C10	70	3	1	**C10-SL70-R/LF-070**	100.0	90.2	70.0	51.5	150	30.0	6.2



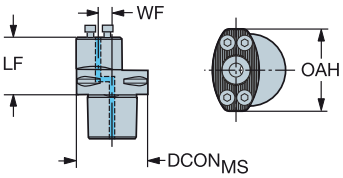

CZC_{MS}	CZC_{WS}	CNSC	CXSC	Bestelnummer	Afmetingen, mm $DCON_{MS}$	LF	WF	OAW	OAH	BAR	NM	KG
C5	70	3	1	**C5-SL70-R/LG-050**	50.0	50.0	11.5	56.8	70.5	150	30.0	1.0
C6	70	3	1	**C6-SL70-R/LG-050**	63.0	50.0	11.5	63.0	70.5	150	30.0	1.3
C8	70	3	1	**C8-SL70-R/LG-090**	80.0	90.0	35.0	95.0	70.5	150	30.0	3.1
C10	70	3	1	**C10-SL70-R/LG-100**	100.0	100.0	48.0	118.0	70.5	150	30.0	5.2

Ga voor reserveonderdelen naar www.sandvik.coromant.com

R = Rechts, L = Links

G1 H36 H5 H2

Coromant Capto® naar CoroTurn® SL70 adapter

BAWS 45°



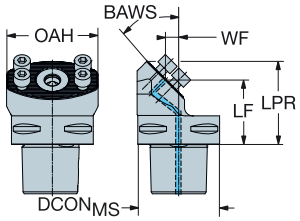

					Afmetingen, mm							
CZC_{MS}	CZC_{WS}	CNSC	CXSC	Bestelnummer	$DCON_{MS}$	LPR	LF	WF	OAH	BAR	NM	KG
C5	70	3	1	C5-SL70-R/LX-045-050M	50.0	65.0	50.0	6.0	70.5	150	30.0	0.9
C6	70	3	1	C6-SL70-R/LX-045-050M	63.0	64.0	50.0	10.0	70.5	150	30.0	1.3
		3	1	C6-SL70-RX-045-100	63.0	113.0	100.0	5.0	70.5	150	30.0	2.6
C8	70	3	1	C8-SL70-R/LX-045-090M	80.0	104.0	90.0	18.0	80.0	150	30.0	3.4

BAWS 135°



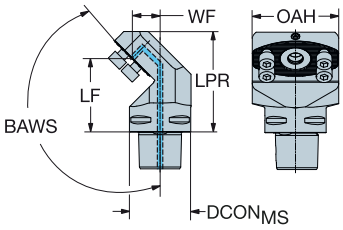

					Afmetingen, mm							
CZC_{MS}	CZC_{WS}	CNSC	CXSC	Bestelnummer	$DCON_{MS}$	LPR	LF	WF	OAH	BAR	NM	KG
C5	70	3	1	C5-SL70-R/LX-135-060	50.0	82.0	60.0	23.0	70.5	150	30.0	1.6

BAWS 5°



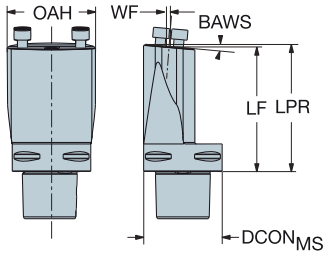

					Afmetingen, mm							
CZC_{MS}	CZC_{WS}	CNSC	CXSC	Bestelnummer	$DCON_{MS}$	LPR	LF	WF	OAW	BAR	NM	KG
C6	70	3	1	C6-SL70-R/LX-005-100	63.0	102.0	100.0	11.0	70.5	150	30.0	2.1

Ga voor reserveonderdelen naar www.sandvik.coromant.com

R = Rechts, L = Links

G1 H36 H5 H2

Coromant Capto® naar CoroTurn® SL70 adapter

BAWS 95°



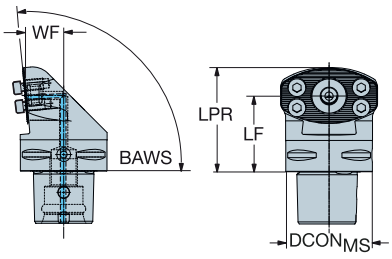

					Afmetingen, mm							
CZC_{MS}	CZC_{WS}	CNSC	CXSC	**Bestelnummer**	$DCON_{MS}$	LPR	LF	WF	OAW	BAR	NM	KG
C6	70	3	1	**C6-SL70-R/LX-005-055**	63.0	75.7	55.0	28.0	70.5	150	30.0	1.6



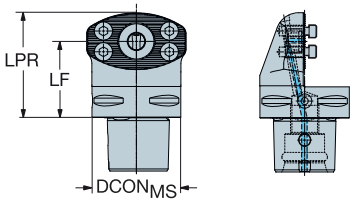

					Afmetingen, mm						
CZC_{MS}	CZC_{WS}	CNSC	CXSC	**Bestelnummer**	$DCON_{MS}$	LPR	LF	OAW	BAR	NM	KG
C6	70	3	1	**C6-SL70-RF-054-00**	63.0	74.3	54.0	70.5	150	30.0	1.3

Ga voor de complete lijst van reserveonderdelen naar www.sandvik.coromant.com

R = Rechts, L = Links

H36 H5

Coromant Capto® naar adapter voor rechthoekige schacht



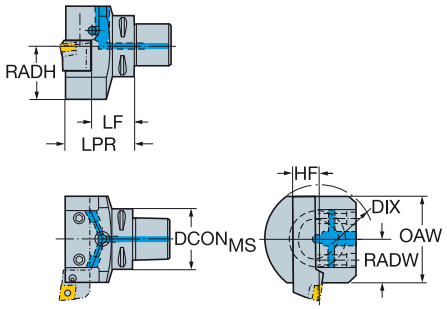

					Afmetingen, mm											
CZC_{MS}	CZC_{WS}	CNSC	CXSC	Bestelnummer	$DCON_{MS}$	LPR	LF	WF	HF	OAW	OAH	RADH	RADW	DIX	BAR	KG
C5	20 x 20	3	6	C5-ASHA-065-20HP	50.0	65.0	45.0	32.0	20.0	64.0	69.0	37.0	32.0	85	150	1.4
C6	20 x 20	3	6	C6-ASHA-070-20HP	63.0	70.0	50.0	32.0	20.0	64.0	69.0	37.0	32.0	85	150	1.8
	25 x 25	3	6	C6-ASHA-080-25HP	63.0	80.0	55.0	38.0	25.0	76.0	78.0	46.0	38.0	100	150	2.4
C8	25 x 25	3	6	C8-ASHA-075-25HP	80.0	75.0	50.0	38.0	25.0	80.0	86.0	46.0	38.0	103	150	3.0



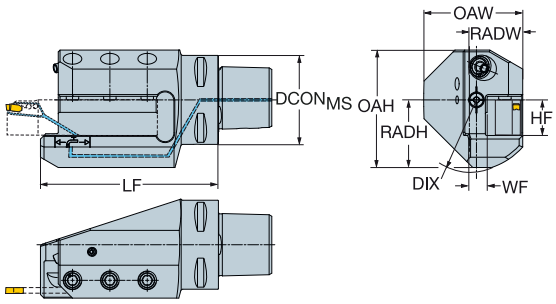

					Afmetingen, mm										
CZC_{MS}	CZC_{WS}	CNSC	CXSC	Bestelnummer	$DCON_{MS}$	LF	WF	HF	OAW	OAH	RADH	RADW	DIX	BAR	KG
C5	20 x 20	3	5	C5-ASHR/L-095-20HP	50.0	95.0	10.0	20.0	55.5	69.0	37.0	30.0	85	150	1.6
C6	20 x 20	3	6	C6-ASHR/L-105-20HP	63.0	105.0	10.0	20.0	63.5	69.0	37.0	30.0	85	150	2.3
	25 x 25	3	6	C6-ASHR/L-122-25HP	63.0	122.0	13.0	25.0	70.0	78.0	46.0	38.0	100	150	3.1
C8	25 x 25	3	5	C8-ASHR/L-122-25HP	80.0	122.0	15.0	25.0	80.0	86.0	46.0	40.0	103	150	4.3

Ga voor reserveonderdelen naar www.sandvik.coromant.com

N = neutraal

G1 H36 H5

Coromant Capto® naar adapter voor rechthoekige schacht



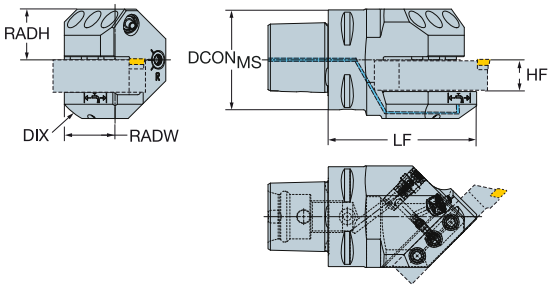

CZCMS	CZCWS	CNSC	CXSC	Bestelnummer	Afmetingen, mm DCONMS	LF	HF	OAW	OAH	RADH	RADW	DIX	BAR	KG
C5	20 x 20	3	6	C5-ASHR/L45-085-20HP	50.0	85.0	20.0	64.0	69.0	37.0	32.0	85	150	1.6
C6	20 x 20	3	6	C6-ASHR/L45-095-20HP	63.0	95.0	20.0	64.0	69.0	37.0	32.0	85	150	2.2
	25 x 25	3	6	C6-ASHR/L45-114-25HP	63.0	114.0	25.0	72.0	78.0	46.0	36.0	100	150	2.8



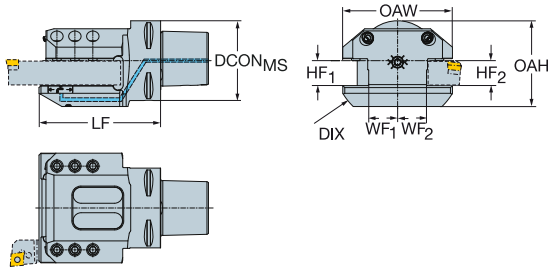

CZCMS	CZCWS	CNSC	CXSC	Bestelnummer	Afmetingen, mm DCONMS	LF1	LF2	WF1	WF2	HF1	HF2	OAW	OAH	RADH	RADW	DIX	BAR	KG
C6	25 x 25	3	6	C6-ASHS-122-25HP	63.0	122.0	122.0	20.0	20.0	25.0	25.0	90.0	78.0	46.0	45.0	114	150	4.1
C8	25 x 25	3	6	C8-ASHS-122-25HP	80.0	122.0	122.0	30.0	30.0	25.0	25.0	110.0	78.0	46.0	55.0	128	150	4.7



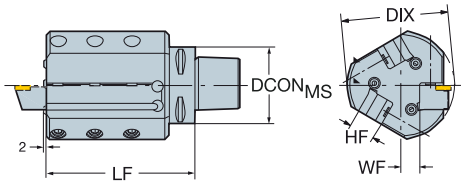

CZCMS	CZCWS	CNSC	CXSC	Bestelnummer	Afmetingen, mm DCONMS	LF	WF	HF	DIX	BAR	KG
C5	20 x 20	3	5	C5-ASHR3-36123-20	50.0	123.0	16.0	20.0	90	80	3.6
C6	20 x 20	3	5	C6-ASHR/L3-36125-20	63.0	125.0	16.0	20.0	90	80	3.9

Ga voor reserveonderdelen naar www.sandvik.coromant.com

R = Rechts, L = Links

G1 H36 H5

Coromant Capto® naar CoroChuck™ 935



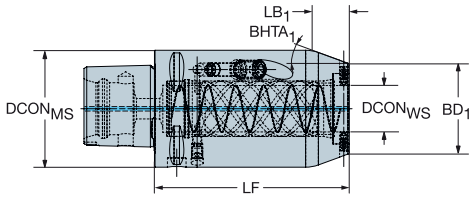

					Afmetingen, mm										
CZC_{MS}	CZC_{WS}	CNSC	CXSC	**Bestelnummer**	$DCON_{MS}$	$DCON_{WS}$	LSC	LF	LB_1	BD_1	$BHTA_1$	BAR	NM	KG
C6	25	3	1	**935-C6-EF25-105**	63.0	25.0	100	105.0	20.0	48.4	20°	80	10.00	2.28



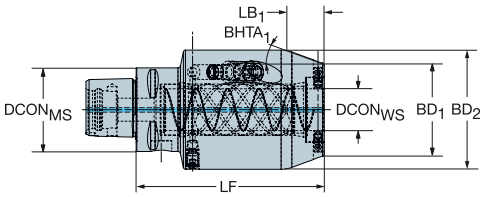

					Afmetingen, mm											
CZC_{MS}	CZC_{WS}	CNSC	CXSC	**Bestelnummer**	$DCON_{MS}$	$DCON_{WS}$	LSC	LF	LB_1	BD_1	BD_2	$BHTA_1$	BAR	NM	KG
C4	20	3	1	**935-C4-EF20-090**	40.0	20.0	80	90.0	18.0	43.9	57.0	20°	80	10.00	1.32
C5	20	3	1	**935-C5-EF20-090**	50.0	20.0	80	90.0	18.0	43.9	57.0	20°	80	10.00	1.52
	25	3	1	**935-C5-EF25-110**	50.0	25.0	100	110.0	20.0	48.4	63.0	20°	80	10.00	2.08



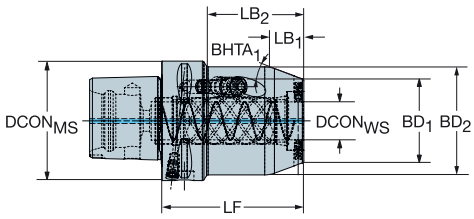

					Afmetingen, mm											
CZC_{MS}	CZC_{WS}	CNSC	CXSC	**Bestelnummer**	$DCON_{MS}$	$DCON_{WS}$	LSC	LF	LB_1	LB_2	BD_1	BD_2	$BHTA_1$	BAR	NM	KG
C6	20	3	1	**935-C6-EF20-075**	63.0	20.0	80	75.0	18.0	51.0	43.9	57.0	20°	80	10.00	1.55
C8	20	3	1	**935-C8-EF20-075**	80.0	20.0	80	75.0	18.0	41.0	43.9	57.0	20°	80	10.00	2.41
	25	3	1	**935-C8-EF25-090**	80.0	25.0	100	90.0	20.0	56.0	48.4	63.0	20°	80	10.00	2.74

Ga voor de complete lijst van reserveonderdelen naar www.sandvik.coromant.com

H36 H5

Coromant Capto® naar adapter voor cilindrische schacht

Cilindrische schacht met plat vlak volgens ISO 9766



DSGN 1

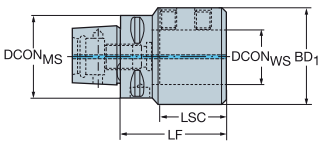

DSGN 7

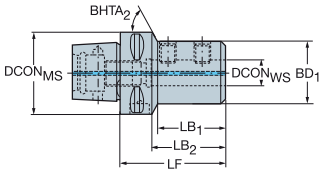

CZC$_{MS}$	CZC$_{WS}$	CNSC	CXSC	DSGN	Bestelnummer	Afmetingen, mm DCON$_{MS}$	DCON$_{WS}$	LSC	LF	LB$_1$	LB$_2$	LB$_3$	BD$_1$	BD$_2$	BD$_3$	BHTA$_2$	BAR	NM	KG
C3	20	3	1	1	C3-391.27-20 060	32.0	20.0	51	60.0	60.0			40.0				20	12.00	0.46
	25	3	1	1	C3-391.27-25 080	32.0	25.0	57	80.0	80.0			45.0				20	20.00	0.70
C4	20	3	1	1	C4-391.27-20 060	40.0	20.0	51	60.0	60.0			40.0				20	12.00	0.55
	25	3	1	1	C4-391.27-25 077	40.0	25.0	57	77.0	77.0			45.0				20	20.00	0.75
	32	3	1	1	C4-391.27-32 088	40.0	32.0	61	88.0	88.0			52.0				20	30.00	0.99
C5	20	3	1	7	C5-391.27-20 060	50.0	20.0	51	60.0	37.7	40.0	60.0	40.0	40.0	50.0	65°	20	12.00	0.74
	25	3	1	7	C5-391.27-25 071	50.0	25.0	57	71.0	46.7	51.0	71.0	45.0	45.0	50.0	30°	20	20.00	0.46
	32	3	1	1	C5-391.27-32 075	50.0	32.0	61	75.0	75.0			52.0				20	30.00	0.97
	40	3	1	1	C5-391.27-40 100	50.0	40.0	71	100.0	100.0			65.0				20	40.00	1.79
C6	20	3	1	7	C6-391.27-20 070	63.0	20.0	51	70.0	43.8	48.0	70.0	40.0	40.0	63.0	70°	20	12.00	1.18
	25	3	1	7	C6-391.27-25 070A	63.0	25.0	57	72.0	45.8	50.0	72.0	45.0	45.0	63.0	65°	20	20.00	1.23
	32	3	1	7	C6-391.27-32 075	63.0	32.0	61	75.0	49.8	53.0	75.0	52.0	52.0	63.0	60°	20	30.00	1.30
	40	3	1	1	C6-391.27-40 085	63.0	40.0	71	85.0	85.0			65.0				20	40.00	1.74

Adapter voor lange easy fix bussen voor Silent Tools



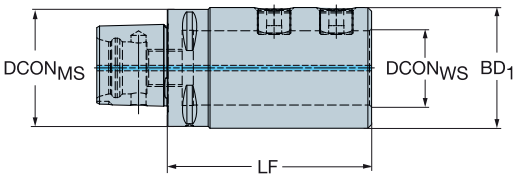

CZC$_{MS}$	CZC$_{WS}$	CNSC	CXSC	Bestelnummer	Afmetingen, mm DCON$_{MS}$	DCON$_{WS}$	BD$_1$	LF	BAR	KG
C6	40	3	1	C6-131-00110-40	63.0	40.0	80.0	110.0	80	2.1
C8	40	3	1	C8-131-00110-40	80.0	40.0	80.0	110.0	80	2.9

Ga voor reserveonderdelen naar www.sandvik.coromant.com


G1



H36



H5

Coromant Capto® miniturret voor twee kotterbaren



BAWS 30°

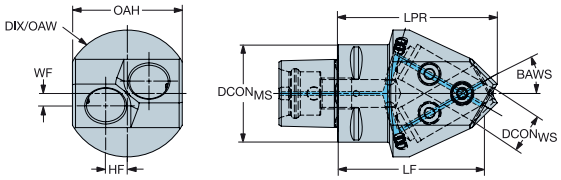

					Afmetingen, mm										
CZC_{MS}	CZC_{WS}	CNSC	CXSC	**Bestelnummer**	$DCON_{MS}$	$DCON_{WS}$	LPR	LF	WF	HF	OAW	OAH	DIX	BAR	KG
C6	25	3	1	**C6-ABB-25-2**	63.0	25.0	103.1	95.0	8.0	14.0	82.0	70.4	82	80	2.5

Ga voor reserveonderdelen naar www.sandvik.coromant.com

H36 H5

Coromant Capto® naar CoroTurn® XS adapter



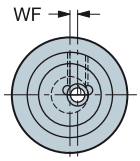

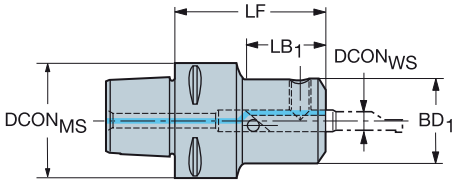

					Afmetingen, mm						BAR	NM	KG
CZC_{MS}	CZC_{WS}	CNSC	CXSC	Bestelnummer	$DCON_{MS}$	$DCON_{WS}$	BD_1	LB_1	LF	WF			
C3	4	3	1	C3-CXS-42-04	32.0	4.0	21.0	22.0	42.0	1.1	10	7.0	0.2
	5	3	1	C3-CXS-42-05	32.0	5.0	22.0	22.0	42.0	1.3	10	7.0	0.2
	6	3	1	C3-CXS-42-06	32.0	6.0	23.5	22.0	42.0	2.0	10	7.0	0.2
	7	3	1	C3-CXS-42-07	32.0	7.0	25.0	22.0	42.0	2.9	10	7.0	0.2
	10	3	1	C3-CXS-42-10	32.0	10.0	21.0	27.0	42.0	0.0	10	7.0	0.2
C4	4	3	1	C4-CXS-47-04	40.0	4.0	21.0	22.0	47.0	1.1	10	7.0	0.3
	5	3	1	C4-CXS-47-05	40.0	5.0	22.0	22.0	47.0	1.3	10	7.0	0.3
	6	3	1	C4-CXS-47-06	40.0	6.0	23.5	22.0	47.0	2.0	10	7.0	0.3
	7	3	1	C4-CXS-47-07	40.0	7.0	25.0	22.0	47.0	2.9	10	7.0	0.3
	8	3	1	C4-CXS-47-08	40.0	8.0	22.0	27.0	47.0	0.0	10	7.0	0.3
	10	3	1	C4-CXS-47-10	40.0	10.0	22.0	27.0	47.0	0.0	10	7.0	0.3
C5	4	3	1	C5-CXS-49-04	50.0	4.0	21.0	22.0	49.0	1.1	10	7.0	0.6
	5	3	1	C5-CXS-49-05	50.0	5.0	22.0	22.0	49.0	1.3	10	7.0	0.5
	6	3	1	C5-CXS-49-06	50.0	6.0	23.5	22.0	49.0	2.0	10	7.0	0.5
	7	3	1	C5-CXS-49-07	50.0	7.0	25.0	22.0	49.0	2.9	10	7.0	0.6
C6	4	3	1	C6-CXS-95-04	63.0	4.0	21.0	22.0	95.0	1.1	10	7.0	1.4
	5	3	1	C6-CXS-95-05	63.0	5.0	22.0	22.0	95.0	1.3	10	7.0	1.4
	6	3	1	C6-CXS-95-06	63.0	6.0	23.5	22.0	95.0	2.0	10	7.0	1.5
	7	3	1	C6-CXS-95-07	63.0	7.0	25.0	22.0	95.0	2.9	10	7.0	1.5

Ga voor reserveonderdelen naar www.sandvik.coromant.com

G1 H36 H5 B115

Coromant Capto® naar blad-adapter



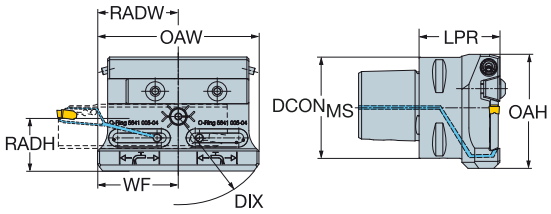

CZC$_{MS}$	CZC$_{WS}$	CNSC	CXSC	Bestelnummer	Afmetingen, mm DCON$_{MS}$	LPR	LF	WF	HF	OAW	OAH	RADH	RADW	DIX	BAR	NM	KG
C5	21	3	6	**C5-APBA-040-21HP**	50.0	40.0	35.0	40.0	21.0	80.0	56.5	30.0	40.0	96	70	10.0	0.8
C6	25	3	6	**C6-APBA-050-25HP**	63.0	50.0	45.0	41.0	25.0	82.0	69.0	37.0	41.0	103	70	10.0	1.5
C8	25	3	6	**C8-APBA-050-25HP**	80.0	50.0	45.0	41.0	25.0	82.0	80.0	37.0	41.0	103	70	10.0	2.3



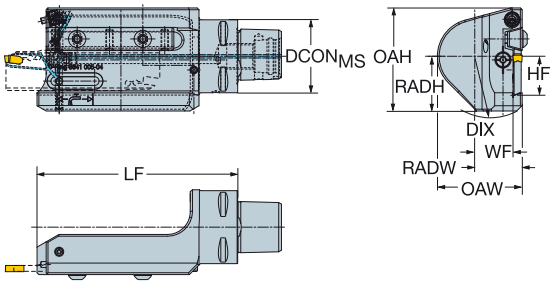

CZC$_{MS}$	CZC$_{WS}$	OHN	CNSC	CXSC	Bestelnummer	Afmetingen, mm DCON$_{MS}$	LF	WF	HF	OAW	OAH	RADH	RADW	DIX	BAR	NM	KG
C4	21L		3	6	**C4-APBL-122-21HP**	40.0	122.0	21.0	21.0	46.5	48.5	32.0	26.0	75	70	10	1.0
	21R		3	6	**C4-APBR-122-21HP**	40.0	122.0	21.0	21.0	46.5	48.5	32.0	26.0	75	70	10	1.0
C5	21L		3	6	**C5-APBL-122-21HP**	50.0	122.0	26.0	21.0	56.5	48.5	32.0	31.0	85	70	10	1.3
	25L	150.0	3	6	**C5-APBL-150-25HP**	50.0	150.0	26.0	25.0	56.3	69.0	37.0	31.0	90	70	10	1.8
	21R		3	6	**C5-APBR-122-21HP**	50.0	122.0	26.0	21.0	56.5	48.5	32.0	31.0	85	70	10	1.3
	25R	150.0	3	6	**C5-APBR-150-25HP**	50.0	150.0	26.0	25.0	56.3	69.0	37.0	31.0	90	70	10	1.8
C6	25L		3	6	**C6-APBL-160-25HP**	63.0	160.0	32.0	25.0	69.0	69.0	37.0	37.0	100	70	10	2.4
	25R		3	6	**C6-APBR-160-25HP**	63.0	160.0	32.0	25.0	69.0	69.0	37.0	37.0	100	70	10	2.4
C8	25L		3	6	**C8-APBL-160-25HP**	80.0	160.0	40.5	25.0	86.0	81.0	37.0	45.5	111	70	10	3.3
	45L		3	6	**C8-APBL-235-45HP**	80.0	235.0	40.5	45.0	98.5	102.5	62.0	48.0	144	70	10	6.5
	25R		3	6	**C8-APBR-160-25HP**	80.0	160.0	40.5	25.0	86.0	81.0	37.0	45.5	111	70	10	3.3
	45R		3	6	**C8-APBR-235-45HP**	80.0	235.0	40.5	45.0	98.5	102.5	62.0	48.0	144	70	10	6.5
C10	45L		3	6	**C10-APBL-240-45HP**	100.0	240.0	52.5	45.0	110.5	112.5	62.0	60.0	158	70	10	9.2
	45R		3	6	**C10-APBR-240-45HP**	100.0	240.0	52.5	45.0	110.5	112.5	62.0	60.0	158	70	10	9.2

Ga voor reserveonderdelen naar www.sandvik.coromant.com

R = Rechts, L = Links


G1



H36



H5

Koppeling machinezijde HSK

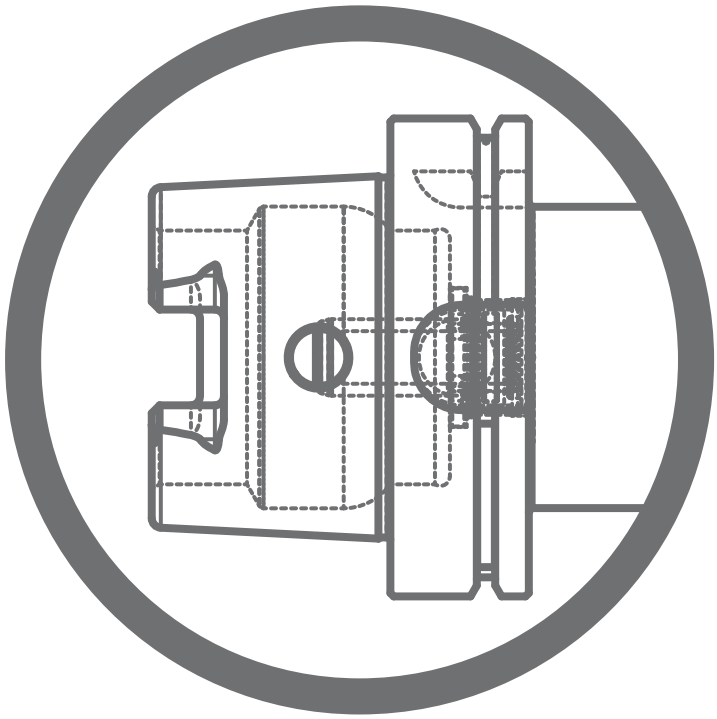

HSK naar CoroTurn® SL adapter



BAWS 90°

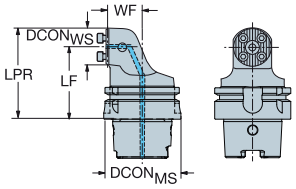

45°

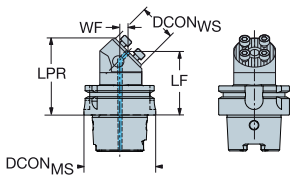

0°

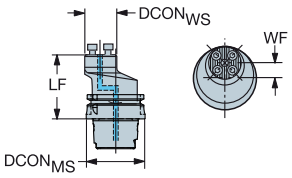

BAWS 90°

					Afmetingen, mm							
CZC_{MS}	CZC_{WS}	CNSC	CXSC	**Bestelnummer**	$DCON_{MS}$	$DCON_{WS}$	LPR	LF	WF	BAR	NM	KG
63	32	1	1	**392.T63SL-32RF**	63.0	32.0	76.0	60.0	31.0	70	8.8	1.1
	40	1	1	**392.T63SL-40RF**	63.0	40.0	85.3	65.0	31.0	70	17.0	1.4
100	40	1	1	**392.T100SL-40RF**	100.0	40.0	90.3	70.0	51.5	70	17.0	3.5

BAWS 45°

					Afmetingen, mm							
CZC_{MS}	CZC_{WS}	CNSC	CXSC	**Bestelnummer**	$DCON_{MS}$	$DCON_{WS}$	LPR	LF	WF	BAR	NM	KG
63	32	1	1	**392.T63SL-32RX-045**	63.0	32.0	66.0	55.0	5.0	70	8.8	0.9
	40	1	1	**392.T63SL-40RX-045**	63.0	40.0	74.0	60.0	5.0	70	17.0	1.1

BAWS 0°

					Afmetingen, mm						
CZC_{MS}	CZC_{WS}	CNSC	CXSC	**Bestelnummer**	$DCON_{MS}$	$DCON_{WS}$	LF	WF	BAR	NM	KG
63	32	1	1	**392.T63SL-32RG**	63.0	32.0	67.0	15.5	150	8.8	1.0
	40	1	1	**392.T63SL-40RG**	63.0	40.0	67.0	11.5	150	17.0	1.2
100	40	1	1	**392.T100SL-40RG**	100.0	40.0	78.0	30.0	70	17.0	3.1

Ga voor reserveonderdelen naar www.sandvik.coromant.com

R = rechts

G1 H36 H5 H2

HSK naar CoroTurn® SL adapter



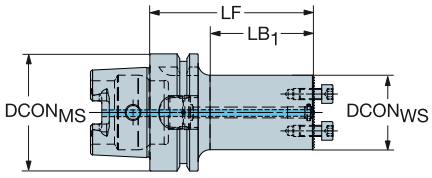

CZC MS	CZC WS	CNSC	CXSC	Bestelnummer	Afmetingen, mm DCON MS	DCON WS	LB1	LF	BAR	NM	KG
63	32	1	1	HT06-32-SL32N 094	63.0	32.0	64.0	94.0	150	8.8	1.0
	40	1	1	HT06-40-SL40N 110	63.0	40.0	80.0	110.0	150	17.0	1.4



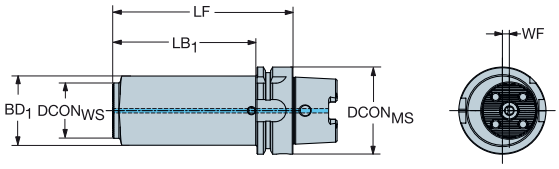

CZC MS	CZC WS	CNSC	CXSC	Bestelnummer	Afmetingen, mm DCON MS	DCON WS	BD1	LB1	LF	WF	BAR	NM	KG
63	40	1	1	HT06-50-SL40R/L 130	63.0	40.0	50.0	100.0	130.0	5.0	150	17.0	2.2

CXSC=1 te gebruiken met snijkoppen met precisiekoelmiddel

R = rechts

Ga voor de complete lijst van reserveonderdelen naar www.sandvik.coromant.com

H36 H5

HSK naar CoroTurn® SL70 adapter



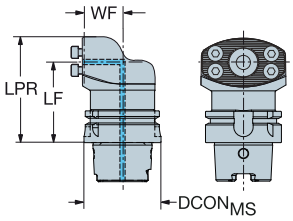

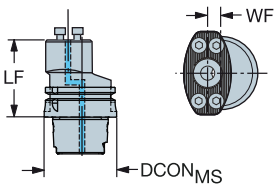

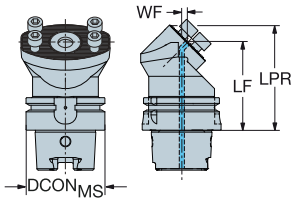

BAWS 90°

CZC$_{MS}$	CZC$_{WS}$	CNSC	CXSC	Bestelnummer	Afmetingen, mm DCON$_{MS}$	LPR	LF	WF	OAW	BAR	NM	KG
63	70	1	1	**392.T63SL70RF**	63.0	87.3	67.0	33.0	70.0	150	30.0	1.9
100	70	1	1	**392.T100SL70RF**	100.0	90.3	70.0	51.5	100.0	150	30.0	4.5

BAWS 45°

CZC$_{MS}$	CZC$_{WS}$	CNSC	CXSC	Bestelnummer	Afmetingen, mm DCON$_{MS}$	LPR	LF	WF	OAW	BAR	NM	KG
63	70	1	1	**392.T63SL70RX-045**	63.0	84.0	70.0	5.0	70.0	150	30.0	1.5
100	70	1	1	**392.T100SL70RX-045**	100.0	105.0	90.0	5.0	100.0	150	30.0	3.7

BAWS 0°

CZC$_{MS}$	CZC$_{WS}$	CNSC	CXSC	Bestelnummer	Afmetingen, mm DCON$_{MS}$	LF	WF	BAR	NM	KG
63	70	1	1	**392.T63SL70RG**	63.0	70.0	11.5	150	30.0	1.4
100	70	1	1	**392.T100-SL70RG**	100.0	110.0	48.0	150	30.0	4.6

Ga voor reserveonderdelen naar www.sandvik.coromant.com

R = rechts

G1 H36 H5 H2

HSK naar adapter voor rechthoekige schacht



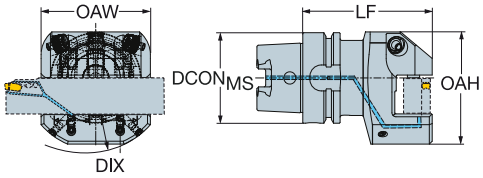

CZC$_{MS}$	CZC$_{WS}$	CNSC	CXSC	Bestelnummer	Afmetingen, mm DCON$_{MS}$	LPR	LF	WF	HF	OAW	OAH	RADH	RADW	DIX	BAR	KG
63	25 x 25	1	6	HT06-ASHA-090-25HP	63.0	90.0	65.0	38.0	25.0	76.0	78.0	46.0	38.0	100	150	2.2
100	25 x 25	1	6	HT10-ASHA-090-25HP	100.0	90.0	65.0	38.0	25.0	99.9	99.9	46.0	38.0	103	150	4.0



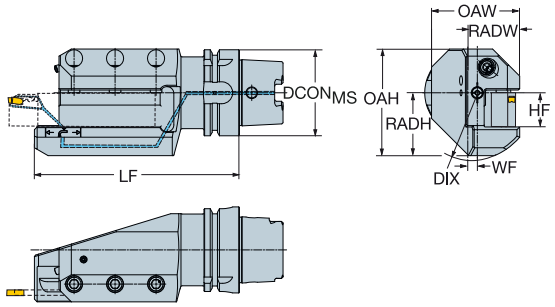

CZC$_{MS}$	CZC$_{WS}$	CNSC	CXSC	Bestelnummer	Afmetingen, mm DCON$_{MS}$	LF	WF	HF	OAW	OAH	RADH	RADW	DIX	BAR	KG
63	25 x 25	3	6	HT06-ASHR/L-132-25HP	63.0	132.0	13.0	25.0	69.5	78.0	46.0	38.0	100	150	3.1
100	25 x 25	3	6	HT10-ASHR/L-132-25HP	100.0	132.0	15.0	25.0	99.9	99.9	46.0	40.0	103	150	4.7



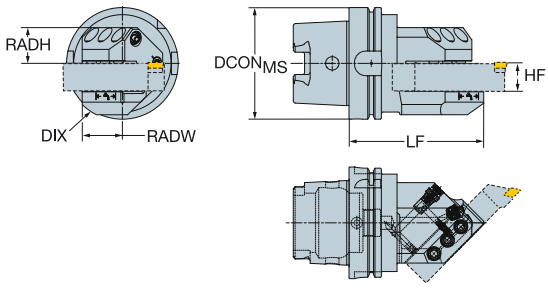

CZC$_{MS}$	CZC$_{WS}$	CNSC	CXSC	Bestelnummer	Afmetingen, mm DCON$_{MS}$	LF	HF	OAW	OAH	RADH	RADW	DIX	BAR	KG
100	25 x 25	3	6	HT10-ASHR/L45-122-25HP	100.0	122.0	25.0	99.9	99.9	46.0	36.0	103	150	4.3

Ga voor reserveonderdelen naar www.sandvik.coromant.com

R = Rechts, L = Links

G1 H36 H5

HSK naar CoroChuck™ 935



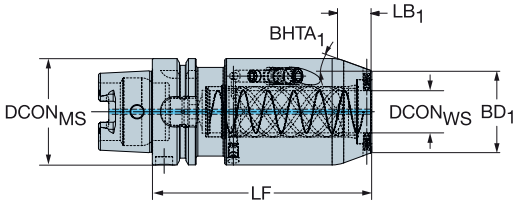

					Afmetingen, mm												
CZC_{MS}	CZC_{WS}	CNSC	CXSC	**Bestelnummer**	$DCON_{MS}$	$DCON_{WS}$	LSC	LF	LB_1	LB_2	LB_3	BD_1	BD_2	BD_3	$BHTA_1$	BAR	NM	KG
63	20	1	1	**935-HT06-EF20-110**	63.0	20.0	80	110.0	18.0	84.0	110.0	43.9	57.0	63.0	20°	80	10.00	1.95
	25	1	1	**935-HT06-EF25-130**	63.0	25.0	100	130.0	20.0	130.0		48.4	63.0		20°	80	10.00	2.50

Ga voor reserveonderdelen naar www.sandvik.coromant.com

H36 H5

HSK naar adapter voor cilindrsche schacht



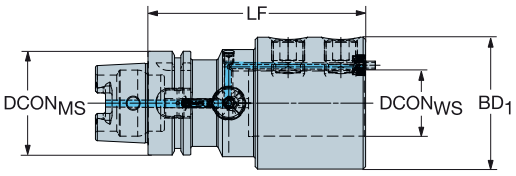

					Afmetingen, mm					
CZC_{MS}	CZC_{WS}	CNSC	CXSC	Bestelnummer	$DCON_{MS}$	$DCON_{WS}$	BD_1	LF	BAR	KG
63	25	1	7	392.T63-131-124-25	63.0	25.0	63.0	124.0	80	2.6
	40	1	7	392.T63-131-132-40	63.0	40.0	80.0	132.0	80	3.3

HSK naar blad-adapter



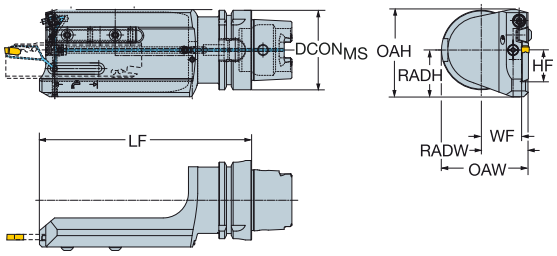

					Afmetingen, mm											
CZC_{MS}	CZC_{WS}	CNSC	CXSC	Bestelnummer	$DCON_{MS}$	LF	WF	HF	OAW	OAH	RADH	RADW	DIX	BAR	NM	KG
63	25L	3	6	HT06-APBL-175-25HP	63.0	175.0	32.0	25.0	69.0	69.0	37.0	37.0	100	70	10	2.5
	25R	3	6	HT06-APBR-175-25HP	63.0	175.0	32.0	25.0	69.0	69.0	37.0	37.0	100	70	10	2.5

Ga voor reserveonderdelen naar www.sandvik.coromant.com

R = Rechts, L = Links

G1 H36 H5

Koppeling machinezijde rechthoekige schacht

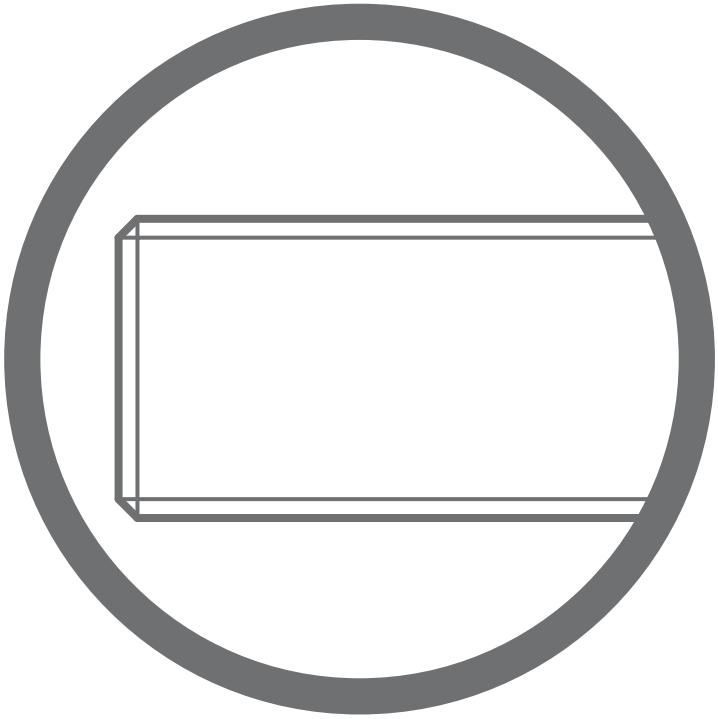

Rechthoekige schacht naar CoroTurn® SL adapter



570-xxR/LF

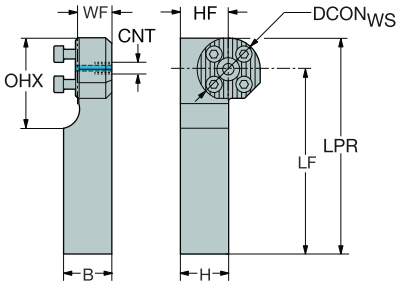

570-xxR/LF-J/N

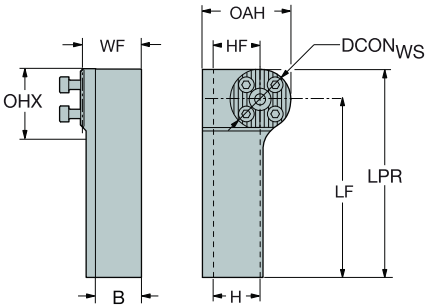

						Afmetingen, mm											
CZC_{MS}	CZC_{WS}	OHX	CNSC	CXSC	**Bestelnummer**	$DCON_{WS}$	B	H	LPR	LF	WF	HF	OAH	CNT	BAR	NM	KG
20 x 20	32	29.0	2	1	**570-32R/LF-2020**	32.0	20.0	20.0	113.7	97.7	18.0	20.0		G 1/8-28	70	8.8	0.4
25 x 25	32	32.0	2	1	**570-32R/LF-2525**	32.0	25.0	25.0	131.7	115.7	18.0	25.0		G 1/8-28	70	8.8	0.6
		25.0	0	0	**570-32R/LF-2525N**	32.0	25.0	25.0	135.7	119.7	32.5	25.0	47.3			8.8	0.9
	40	30.0	0	0	**570-40R/LF-2525N**	40.0	25.0	25.0	131.7	111.3	32.5	25.0	51.3			17.0	0.9
32 x 32	32	30.0	2	1	**570-32R/LF-3232**	32.0	32.0	32.0	151.7	135.7	26.0	32.0		G 1/8-28	70	8.8	1.2
	40	36.0	2	1	**570-40R/LF-3232**	40.0	32.0	32.0	154.0	134.0	26.0	32.0		G 1/8-28	70	17.0	1.3

Ga voor reserveonderdelen naar www.sandvik.coromant.com

R = Rechts, L = Links

J of N in code = versterkte adapter met grotere steunvlakken. Geen doorgaande koeling mogelijk.



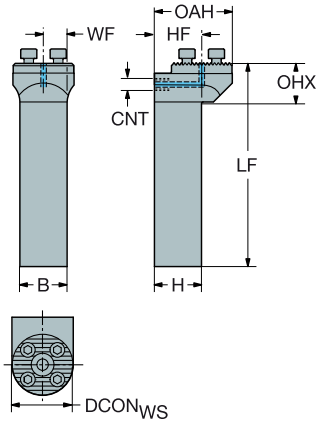

						Afmetingen, mm											
CZC_{MS}	CZC_{WS}	OHX	CNSC	CXSC	**Bestelnummer**	$DCON_{WS}$	B	H	LF	WF	HF	OAH	CNT	BAR	NM	KG	
20 x 20	25	21.0	2	1	**570-25NG-2020**	25.0	20.0	20.0	111.0	10.0	20.0	32.6	G 1/8-28	80	3.7	0.4	
	32	21.0	2	1	**570-32NG-2020**	32.0	20.0	20.0	103.0	10.0	20.0	36.2	G 1/8-28	80	8.8	0.4	
25 x 25	25	21.0	2	1	**570-25NG-2525**	25.0	25.0	25.0	132.0	12.5	25.0	37.6	G 1/8-28	80	3.7	0.7	
	32	21.0	2	1	**570-32NG-2525**	32.0	25.0	25.0	132.0	12.5	25.0	41.2	G 1/8-28	80	8.8	0.7	
	40	25.0	2	1	**570-40NG-2525**	40.0	25.0	25.0	132.0	12.5	25.0	45.2	G 1/8-28	80	17.0	0.0	
32 x 32	32	21.0	2	1	**570-32NG-3232**	32.0	32.0	32.0	152.0	16.0	32.0	48.2	G 1/8-28	80	8.8	1.2	
	40	26.0	2	1	**570-40NG-3232**	40.0	32.0	32.0	152.0	16.0	32.0	52.2	G 1/8-28	80	17.0	1.3	

Ga voor reserveonderdelen naar www.sandvik.coromant.com

N = neutraal

H36 H5 H2

Rechthoekige schacht naar CoroTurn® XS adapter



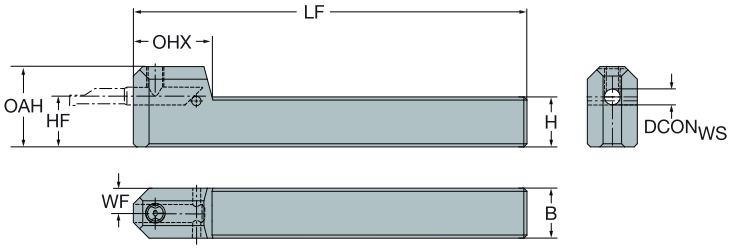

CZCMS	CZCWS	OHX	Bestelnummer	Afmetingen, mm DCONWS	B	H	LF	WF	HF	OAH	NM	KG
12 x 12	4	19.0	CXS-1212-04FN	4.0	12.0	12.0	100.0	6.0	12.0	21.0	7.0	0.1
	5	25.0	CXS-1212-05FN	5.0	12.0	12.0	100.0	6.0	12.0	21.5	7.0	0.1
	6	26.0	CXS-1212-06FN	6.0	12.0	12.0	100.0	6.0	12.0	22.0	7.0	0.1
16 x 16	4	19.0	CXS-1616-04FN	4.0	16.0	16.0	125.0	8.0	16.0	25.0	7.0	0.2
	5	25.0	CXS-1616-05FN	5.0	16.0	16.0	125.0	8.0	16.0	25.5	7.0	0.2
	6	26.0	CXS-1616-06FN	6.0	16.0	16.0	125.0	8.0	16.0	26.0	7.0	0.2
	7	26.5	CXS-1616-07FN	7.0	16.0	16.0	125.0	8.0	16.0	26.5	7.0	0.2
20 x 20	4	19.0	CXS-2020-04FN	4.0	20.0	20.0	125.0	10.0	20.0	29.0	7.0	0.4
	5	25.0	CXS-2020-05FN	5.0	20.0	20.0	125.0	10.0	20.0	29.5	7.0	0.4
	6	25.5	CXS-2020-06FN	6.0	20.0	20.0	125.0	10.0	20.0	30.0	7.0	0.4
	7	26.5	CXS-2020-07FN	7.0	20.0	20.0	125.0	10.0	20.0	30.5	7.0	0.4
	8	32.5	CXS-2020-08FN	8.0	20.0	20.0	125.0	10.0	20.0	31.0	7.0	0.4
	10	34.5	CXS-2020-10FN	10.0	20.0	20.0	125.0	10.0	20.0	32.0	7.0	0.4
25 x 25	5	25.9	CXS-2525-05FN	5.0	25.0	25.0	150.0	12.5	25.0	34.5	7.0	0.7
	6	25.5	CXS-2525-06FN	6.0	25.0	25.0	150.0	12.5	25.0	35.0	7.0	0.7
	7	26.5	CXS-2525-07FN	7.0	25.0	25.0	150.0	12.5	25.0	35.5	7.0	0.7
	8	32.5	CXS-2525-08FN	8.0	25.0	25.0	150.0	12.5	25.0	36.0	7.0	0.7
	10	34.5	CXS-2525-10FN	10.0	25.0	25.0	150.0	12.5	25.0	37.0	7.0	0.7

Ga voor reserveonderdelen naar www.sandvik.coromant.com

N = neutraal

H36 H5 B115

Rechthoekige schacht naar CoroTurn® XS adapter



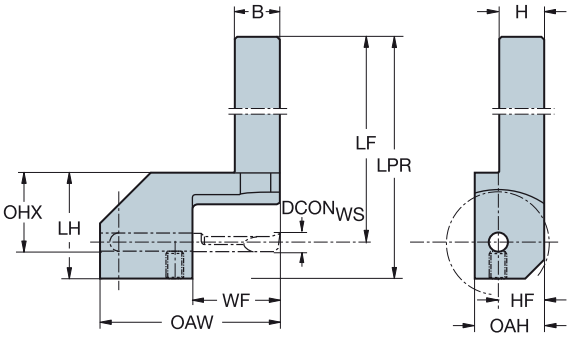

							Afmetingen, mm												
CZC_{MS}	CZC_{WS}	OHN	OHX	CNSC	CXSC	**Bestelnummer**	$DCON_{WS}$	B	H	LPR	LF	WF	HF	OAW	OAH	CNT	BAR	NM	KG
10 x 10	4	29.0	29.0	1	2	**CXS-1010-04R/L**	4.0	10.0	10.0	99.0	89.0	18.0	10.0	36.5	16.0	M 5	10	7.0	0.1
	5	29.0	29.0	1	2	**CXS-1010-05R/L**	5.0	10.0	10.0	99.0	89.0	23.0	10.0	48.0	16.0	M 5	10	7.0	0.1
	6	29.0	29.0	1	2	**CXS-1010-06R/L**	6.0	10.0	10.0	99.0	89.0	28.0	10.0	53.0	16.0	M 5	10	7.0	0.1
12 x 12	4	29.0	29.0	1	2	**CXS-1212-04R/L**	4.0	12.0	12.0	99.0	89.0	18.0	12.0	36.5	18.0	M 5	10	7.0	0.1
	5	29.0	29.0	1	2	**CXS-1212-05R/L**	5.0	12.0	12.0	99.0	89.0	23.0	12.0	48.0	18.0	M 5	10	7.0	0.2
	6	29.0	29.0	1	2	**CXS-1212-06R/L**	6.0	12.0	12.0	99.0	89.0	28.0	12.0	53.0	18.0	M 5	10	7.0	0.2
16 x 16	5	29.0	34.0	1	2	**CXS-1616-05R**	5.0	16.0	16.0	104.0	94.0	23.0	16.0	48.0	22.0	M 5	10	7.0	0.3
	6	34.0	34.0	1	2	**CXS-1616-06R/L**	6.0	16.0	16.0	104.0	94.0	28.0	16.0	53.0	22.0	M 5	10	7.0	0.3

Ga voor reserveonderdelen naar www.sandvik.coromant.com

R = Rechts, L = Links

H36 H5 B115

Rechthoekige schacht naar CoroCut® MB adapter



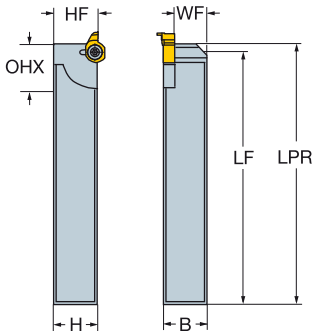

CZC_{MS}	CZC_{WS}	OHX	Bestelnummer	Afmetingen, mm $DCON_{WS}$	B	H	LPR	LF	WF	HF	NM	KG
12 x 12	09	20.0	**MBG-1212-09R/L**	9.0	12.0	12.0	100.0	95.5	15.1	12.0	3.0	0.1
16 x 16	09	20.0	**MBG-1616-09R/L**	9.0	16.0	16.0	120.0	115.5	19.1	16.0	3.0	0.2
20 x 20	09	20.0	**MBG-2020-09R/L**	9.0	20.0	20.0	120.0	115.5	23.1	20.0	3.0	0.4
25 x 25	09	20.0	**MBG-2525-09R/L**	9.0	25.0	25.0	150.0	145.5	28.1	25.0	3.0	0.7

Algemeen min. gat hangt af van wisselplaat, zie resp. wisselplaatbestelpagina

R = Rechts, L = Links

Opmerking: Rechtse gereedschappen gebruiken linkse wisselplaten en vice versa.

Ga voor reserveonderdelen naar www.sandvik.coromant.com

H36 H5 B122

Koppeling machinezijde cilindrische schacht

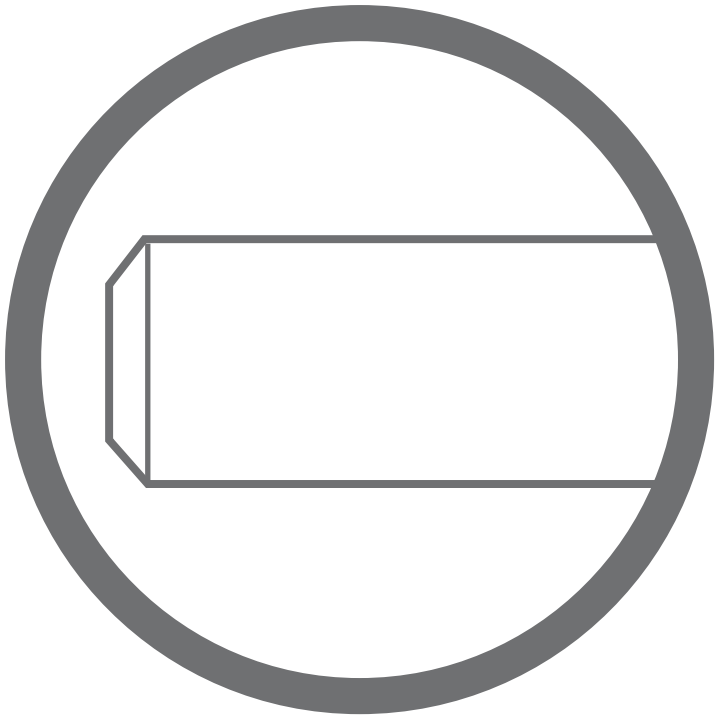

Cilindrische schacht naar CoroTurn® SL adapter

Met groef voor EasyFix-bus



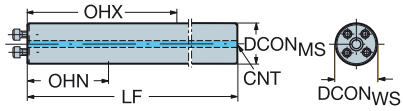

							Afmetingen, mm					
CZC_{MS}	CZC_{WS}	OHN	OHX	CNSC	CXSC	Bestelnummer	$DCON_{MS}$	$DCON_{WS}$	LF	BAR	NM	KG
16	16	16.0	41.0	1	1	SL-2C 16 105	16.0	16.0	105.0	150	2.0	0.1
20	20	20.0	60.0	1	1	SL-2C 20 140	20.0	20.0	140.0	150	2.8	0.3
25	25	25.0	100.0	1	1	SL-2C 25 200	25.0	25.0	200.0	150	3.7	0.7

Cilindrische schacht naar CoroTurn® SL volhardmetalen adapter



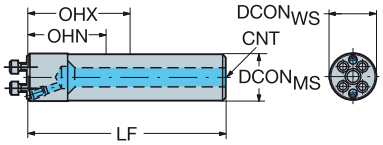

Met groef voor EasyFix-bus

							Afmetingen, mm					
CZC_{MS}	CZC_{WS}	OHN	OHX	CNSC	CXSC	Bestelnummer	$DCON_{MS}$	$DCON_{WS}$	LF	BAR	NM	KG
16	16	16.0	76.0	1	3	570-2C 16 170 CR	16.0	16.0	170.0	150	2.0	0.4
20	20	20.0	100.0	1	3	570-2C 20 200 CR	20.0	20.0	200.0	150	2.8	0.8
25	25	25.0	130.0	1	3	570-2C 25 250 CR	25.0	25.0	250.0	150	3.7	1.5

Ga voor reserveonderdelen naar www.sandvik.coromant.com

H36 H5 H2

Cilindrische schacht naar CoroCut® MB adapter

Met groef voor EasyFix-bus

Hardmetalen schacht



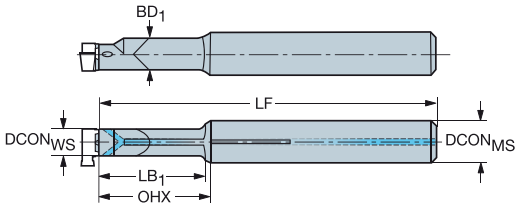

						Afmetingen, mm						
CZC_{MS}	CZC_{WS}	OHX	CNSC	CXSC	Bestelnummer	$DCON_{MS}$	$DCON_{WS}$	BD_1	LB_1	LF	BAR	KG
12	07	24.0	1	1	MB-E12-24-07R	12.0	7.0	7.4	20.1	88.1	10	0.1
		32.0	1	1	MB-E12-32-07R	12.0	7.0	7.4	28.1	96.1	10	0.1
		48.0	1	1	MB-E12-48-07R	12.0	7.0	7.4	44.1	111.1	10	0.1
		64.0	1	3	MB-E12-64-07R	12.0	7.0	9.0	60.1	126.1	80	0.1
	09	34.0	1	1	MB-E12-34-09R	12.0	9.0	9.5	28.7	94.7	10	0.1
		45.0	1	1	MB-E12-45-09R	12.0	9.0	9.5	39.7	104.7	10	0.1
		64.0	1	1	MB-E12-64-09R	12.0	9.0	9.5	59.7	124.7	10	0.0
16	09	34.0	1	1	MB-E16-34-09R	16.0	9.0	9.5	28.7	94.7	10	0.2
		45.0	1	1	MB-E16-45-09R	16.0	9.0	9.5	39.7	104.7	10	0.2
		64.0	1	1	MB-E16-64-09R	16.0	9.0	9.5	58.7	124.7	10	0.2
		75.0	1	3	MB-E16-75-09R	16.0	9.0	11.0	69.8	134.8	80	0.2
	11	42.0	1	1	MB-E16-42-11R	16.0	11.0	11.0	42.0	94.4	10	0.2
		60.0	1	1	MB-E16-60-11R	16.0	11.0	11.0	60.0	124.4	10	0.3
		85.0	1	1	MB-E16-85-11R	16.0	11.0	11.0	85.0	154.4	10	0.4
20	11	85.0	1	1	MB-E20-85-11R	20.0	11.0	11.0	85.0	154.4	10	0.5

Algemeen min. gat hangt af van wisselplaat, zie resp. wisselplaatbestelpagina

Ga voor reserveonderdelen naar www.sandvik.coromant.com

H36 H5 B122

Koppeling machinezijde cilindrische schacht met plat vlak

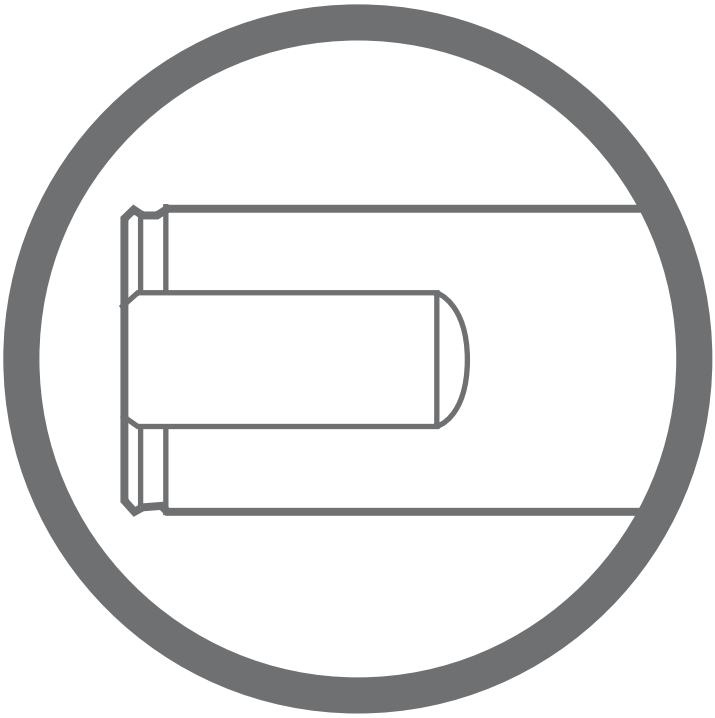

Cilindrische schacht met plat vlak naar CoroTurn® SL adapter



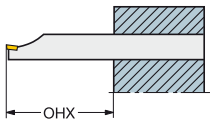

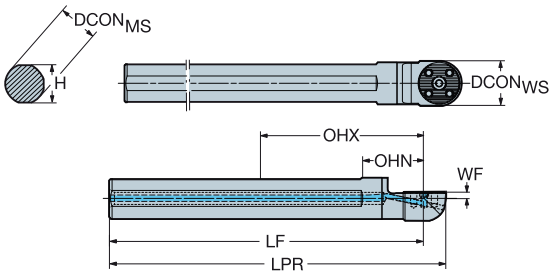

Boorbaren voor kopsteken

CZCMS	CZCWS	OHN	OHX	CNSC	CXSC	Bestelnummer	Afmetingen, mm DCONMS	DCONWS	H	LPR	LF	WF	BAR	NM	KG
25	32	41.0	100.0	1	1	**SL-25-32NF**	25.0	32.0	23.0	216.0	200.0	5.9	70	8.8	0.8
32	32	41.0	128.0	1	1	**SL-32-32NF**	32.0	32.0	30.0	266.0	250.0	5.9	70	8.8	1.4
40	32	50.0	160.0	1	1	**SL-40-32NF**	40.0	32.0	37.0	320.0	300.0	5.9	70	8.8	2.7
	40	50.0	160.0	1	1	**SL-40-40NF**	40.0	40.0	37.0	320.0	300.0	5.9	70	17.0	2.7
50	32	50.0	200.0	1	1	**SL-50-32NF**	50.0	32.0	47.0	375.0	350.0	12.0	70	8.8	5.5



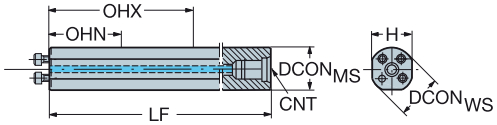

CZCMS	CZCWS	OHN	OHX	CNSC	CXSC	Bestelnummer	Afmetingen, mm DCONMS	DCONWS	H	LF	WF	CNT	BAR	NM	KG
16	16	0.0	44.0	1	3	**570-2C 16 105**	16.0	16.0	15.0	105.0	0.0	G 1/8-28	150	2.0	0.1
20	20	0.0	60.0	1	3	**570-2C 20 140**	20.0	20.0	18.0	140.0	0.0	G 1/4-19	150	2.8	0.3
25	25	0.0	80.0	1	3	**570-2C 25 200**	25.0	25.0	23.0	200.0	0.0	G 1/4-19	150	3.7	0.7
32	32	0.0	96.0	1	1	**570-2C 32 218**	32.0	32.0	30.0	218.0	0.0	G 3/8-19	150	8.8	1.1
40	40	0.0	128.0	1	1	**570-2C 40 283**	40.0	40.0	37.0	283.0	0.0	G 1/2-14	150	17.0	2.4
50	40	0.0	168.0	1	1	**570-2C 50 368-40**	50.0	40.0	47.0	368.0	5.0	G 1/2-14	150	17.0	5.2
60	40	0.0	208.0	1	1	**570-2C 60 468-40**	60.0	40.0	57.0	468.0	10.0	G 1/2-14	150	17.0	9.4

Ga voor reserveonderdelen naar www.sandvik.coromant.com

H36 H5 H2

Cilindrische schacht met platte vlakken naar CoroChuck™ 935



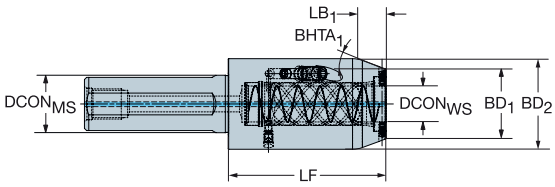

					Afmetingen, mm										
CZC_{MS}	CZC_{WS}	CNSC	CXSC	**Bestelnummer**	$DCON_{MS}$	$DCON_{WS}$	LSC	LF	LB_1	BD_1	BD_2	$BHTA_1$	BAR	NM	KG
40	20	1	1	**935-L40-EF20-070**	40.0	20.0	100	70.0	18.0	43.9	57.0	20°	80	10.00	1.92
	25	1	1	**935-L40-EF25-110**	40.0	25.0	100	110.0	20.0	48.4	63.0	20°	80	10.00	2.95
50	20	1	1	**935-L50-EF20-070**	50.0	20.0	120	70.0	18.0	53.9	57.0	20°	80	10.00	2.74
	25	1	1	**935-L50-EF25-090**	50.0	25.0	120	90.0	20.0	48.4	63.0	20°	80	10.00	3.32

Ga voor de complete lijst van reserveonderdelen naar www.sandvik.coromant.com

H36 H5

Cilindrische schacht met plat vlak voor CoroTurn® XS adapter

Cilindrisch met 2 vlakken



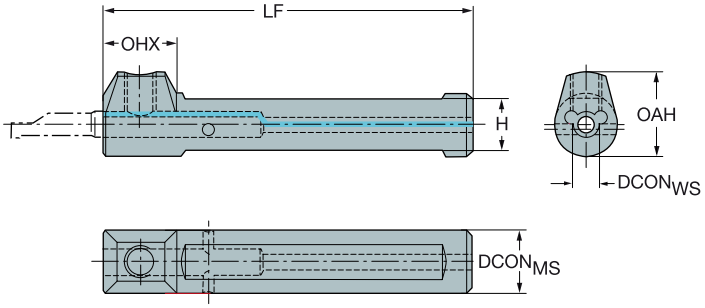

Stalen schacht

							Afmetingen, mm							
CZC_{MS}	CZC_{WS}	OHX	CNSC	CXSC	DSGN	**Bestelnummer**	$DCON_{MS}$	$DCON_{WS}$	H	LF	OAH	BAR	NM	KG
10	4	14.0	1	1	1	**CXS-A10-04**	10.0	4.0	8.0	65.0	14.5	10	7.0	0.0
	5	14.0	1	1	1	**CXS-A10-05**	10.0	5.0	8.0	65.0	15.0	10	7.0	0.0
12	4	14.0	1	1	1	**CXS-A12-04**	12.0	4.0	10.0	70.0	15.5	10	7.0	0.0
	5	14.0	1	1	1	**CXS-A12-05**	12.0	5.0	10.0	70.0	16.0	10	7.0	0.0
	6	14.0	1	1	1	**CXS-A12-06**	12.0	6.0	10.0	70.0	16.5	10	7.0	0.0
16	4	14.0	1	1	1	**CXS-A16-04**	16.0	4.0	14.0	75.0	17.5	10	7.0	0.1
	5	14.0	1	1	1	**CXS-A16-05**	16.0	5.0	14.0	75.0	18.0	10	7.0	0.1
	6	14.0	1	1	1	**CXS-A16-06**	16.0	6.0	14.0	75.0	18.5	10	7.0	0.1
	7	14.0	1	1	1	**CXS-A16-07**	16.0	7.0	14.0	75.0	19.0	10	7.0	0.1
	8	14.0	1	1	1	**CXS-A16-08**	16.0	8.0	14.0	75.0	19.5	10	7.0	0.0
20	4	14.0	1	1	1	**CXS-A20-04**	20.0	4.0	18.0	90.0	20.0	10	7.0	0.2
	5	14.0	1	1	1	**CXS-A20-05**	20.0	5.0	18.0	90.0	20.0	10	7.0	0.2
	6	14.0	1	1	1	**CXS-A20-06**	20.0	6.0	18.0	90.0	22.0	10	7.0	0.2
	7	14.0	1	1	1	**CXS-A20-07**	20.0	7.0	18.0	90.0	22.0	10	7.0	0.2
	8	14.0	1	1	1	**CXS-A20-08**	20.0	8.0	18.0	90.0	25.0	10	7.0	0.0
	10	14.0	1	1	1	**CXS-A20-10**	20.0	10.0	18.0	90.0	25.0	10	7.0	0.2
25	8	14.0	1	1	1	**CXS-A25-08**	25.0	8.0	23.0	110.0	25.0	10	7.0	0.4
	10	14.0	1	1	1	**CXS-A25-10**	25.0	10.0	23.0	110.0	25.0	10	7.0	0.4

Ga voor reserveonderdelen naar www.sandvik.coromant.com

H36 H5 B115

Cilindrische schacht met plat vlak voor CoroTurn® XS adapter

Cilindrisch met 2 vlakken



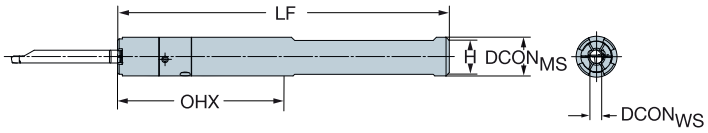

Stalen schacht

CZC$_{MS}$	CZC$_{WS}$	OHX	CNSC	CXSC	DSGN	Bestelnummer	Afmetingen, mm DCON$_{MS}$	DCON$_{WS}$	H	BD$_1$	LB$_1$	LF	BAR	NM	KG
12 (x 10)	4	22.0	1	3	2	**CXS-A12-04-X**	12.0	4.0	11.0	14.5	70.0	70.0	80	20.0	0.0
	5	23.0	1	3	2	**CXS-A12-05-X**	12.0	5.0	11.0	14.5	70.0	70.0	80	20.0	0.0
16 (x 14)	4	22.0	1	3	2	**CXS-A16-04-X**	16.0	4.0	15.0	14.5	13.0	75.0	80	20.0	0.1
	5	23.0	1	3	2	**CXS-A16-05-X**	16.0	5.0	15.0	14.5	14.0	75.0	80	20.0	0.1
	6	26.5	1	3	2	**CXS-A16-06-X**	16.0	6.0	15.0	16.5	75.0	75.0	80	20.0	0.1
	7	26.5	1	3	2	**CXS-A16-07-X**	16.0	7.0	15.0	16.5	75.0	75.0	80	20.0	0.1
25	4	24.0	1	3	2	**CXS-A25-04-X**	25.0	4.0	24.0	14.5	13.0	110.0	80	20.0	0.3
	5	25.0	1	3	2	**CXS-A25-05-X**	25.0	5.0	24.0	14.5	14.0	110.0	80	20.0	0.3
	6	26.5	1	3	2	**CXS-A25-06-X**	25.0	6.0	24.0	16.5	17.5	110.0	80	20.0	0.3
	7	26.0	1	3	2	**CXS-A25-07-X**	25.0	7.0	24.0	16.5	17.5	110.0	80	20.0	0.3

Hardmetaal schacht

CZC$_{MS}$	CZC$_{WS}$	OHX	CNSC	CXSC	Bestelnummer	Afmetingen, mm DCON$_{MS}$	DCON$_{WS}$	H	LF	BAR	NM	KG
12 (x 10)	4	53.0	1	3	**CXS-E12-04-X**	12.0	4.0	11.0	103.0	80	8.0	0.1
	5	58.0	1	3	**CXS-E12-05-X**	12.0	5.0	24.0	108.0	80	8.0	0.2

Ga voor reserveonderdelen naar www.sandvik.coromant.com

H36 H5 B115

Cilindrische schacht met plat vlak naar CoroTurn® XS dubbelzijdige adapter



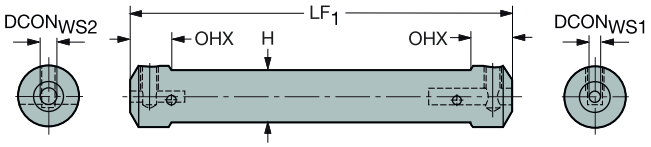



						Afmetingen, mm						
										BAR	NM	KG
CZC_{MS}	CZC_{WS}	OHN	CNSC	CXSC	**Bestelnummer**	$DCON_{MS}$	$DCON_{WS}$	H	LF			
20	6	15.0	1	1	**CXS-A20-04-06**	20.0	6.0	18.0	140.0	10	7	0.3

Ga voor reserveonderdelen naar www.sandvik.coromant.com

H36 H5 B115

Cilindrische schacht met plat vlak naar CoroCut® MB adapter



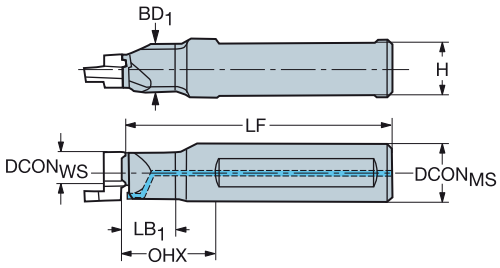

Stalen schacht

CZC MS	CZC WS	OHX	CNSC	CXSC	Bestelnummer	Afmetingen, mm DCON MS	DCON WS	H	BD1	LB1	LF	BAR	KG
16	09	15.7	1	1	MB-A16-05-09R/L-HP	16.0	9.0	14.0	16.0	5.3	64.7	80	0.1
		20.0	1	1	MB-A16-20-09R/L-HP	16.0	9.0	14.0	9.0	20.0	74.7	80	0.1
20	11	5.6	1	1	MB-A20-05-11R/L-HP	20.0	11.0	18.0	11.0	5.6	79.4	80	0.2



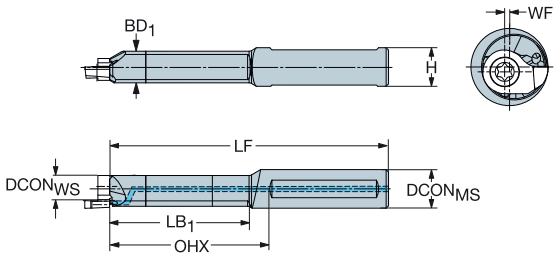

Hardmetaal schacht

CZC MS	CZC WS	OHX	CNSC	CXSC	Bestelnummer	Afmetingen, mm DCON MS	DCON WS	H	BD1	LB1	LF	WF	BAR	KG
12	07	27.0	1	3	MB-E12-24-07	12.0	7.0	10.0	7.4	20.1	87.9	0.0	10	0.0
		35.0	1	3	MB-E12-32-07	12.0	7.0	10.0	7.4	28.1	96.1	0.0	10	0.1
		50.0	1	3	MB-E12-48-07	12.0	7.0	10.0	7.4	44.1	111.1	0.0	10	0.2
	09	34.0	1	3	MB-E12-34-09	12.0	9.0	10.0	9.5	28.7	94.7	0.0	10	0.1
		45.0	1	3	MB-E12-45-09	12.0	9.0	10.0	9.5	39.7	104.7	0.0	10	0.1
		64.0	1	3	MB-E12-64-09	12.0	9.0	10.0	9.5	59.7	124.7	0.0	10	0.1
16	09	45.0	1	3	MB-E16-45-09	16.0	9.0	14.0	9.5	39.7	104.7	0.0	10	0.2
		64.0	1	3	MB-E16-64-09	16.0	9.0	14.0	9.5	58.7	124.7	0.0	10	0.2
		42.0	1	3	MB-E16R/L-42-09	16.0	9.0	15.0	13.0	36.7	94.8	1.0	80	0.2
		60.0	1	3	MB-E16R/L-60-09	16.0	9.0	15.0	13.0	56.7	114.8	1.0	80	0.1

Algemeen min. gat hangt af van wisselplaat, zie resp. wisselplaatbestelpagina
R = Rechts, L = Links
Ga voor reserveonderdelen naar www.sandvik.coromant.com

H36 H5 B122

Koppeling machinezijde Boutpatroon en CoroTurn® SL

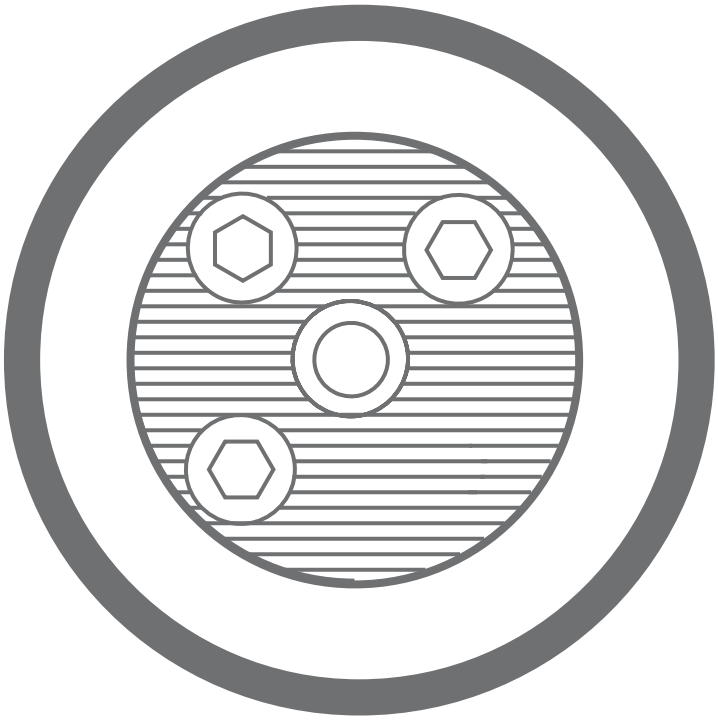

CoroTurn® SL naar Coromant Capto® adapter met snelwissel



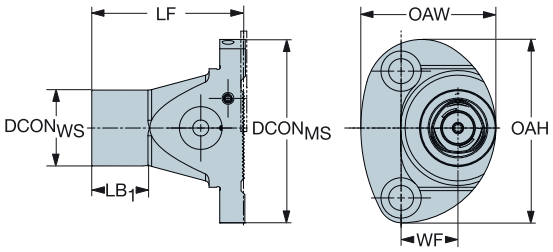

					Afmetingen, mm								BAR	NM	KG
CZC_{MS}	CZC_{WS}	CNSC	CXSC	**Bestelnummer**	$DCON_{MS}$	$DCON_{WS}$	H	LB_1	LF	WF	OAW	OAH			
80	C3	1	1	**C3-QC-SL80-R**	80.0	32.0	37.5	24.5	64.0	24.0	57.0	77.4	150	35.0	0.5
100	C3	1	1	**C3-QC-SL100-R**	100.0	32.0	37.5	24.5	64.0	34.0	80.0	76.5	150	35.0	0.7

Ga voor de complete lijst van reserveonderdelen naar www.sandvik.coromant.com

R = rechts

H36 H5

CoroTurn® SL reductie adapter



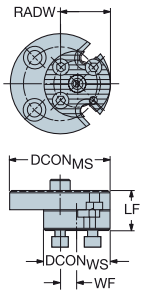

					Afmetingen, mm									
CZC_{MS}	CZC_{WS}	CNSC	CXSC	Bestelnummer	$DCON_{MS}$	$DCON_{WS}$	BD_1	LB_1	LF	WF	OAW	RADW	NM	KG
40	32	1	1	570-40 22-32	40.0	32.0	50.0	22.0	22.0	8.0	44.0	24.0	8.8	0.2
50	32	1	1	570-50 23-32	50.0	32.0	50.0	11.4	23.0	9.0	50.0	25.0	8.8	0.2
	40	1	1	570-50 23-40	50.0	40.0	50.0	11.4	23.0	10.0	55.0	30.0	17.0	0.2
60	40	1	1	570-60 23-40	60.0	40.0	60.0	11.4	23.0	10.0	60.0	30.0	17.0	0.4

Mini-revolver voor vier CoroTurn® SL koppen



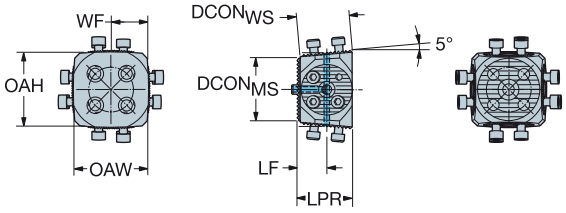

					Afmetingen, mm										
CZC_{MS}	CZC_{WS}	CNSC	CXSC	Bestelnummer	$DCON_{MS}$	$DCON_{WS}$	LPR	LF	WF	OAW	OAH	BAR	NM	KG
40	32	1	1	570-4-32-40-050-RA	40.0	32.0	34.5	18.0	23.0	49.3	49.3	20	8.8	0.4

Ga voor reserveonderdelen naar www.sandvik.coromant.com

H36 H5 H2

CoroTurn® SL snelwissel naar CoroTurn® SL adapter



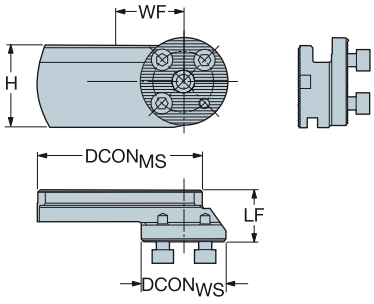

			Afmetingen, mm							
CZC_{MS}	CZC_{WS}	**Bestelnummer**	$DCON_{MS}$	$DCON_{WS}$	H	LF	WF	HF	NM	KG
80	40	**570-80 23-40R/L**	80.0	40.0	37.5	23.0	70.0	20.0	17.0	0.3



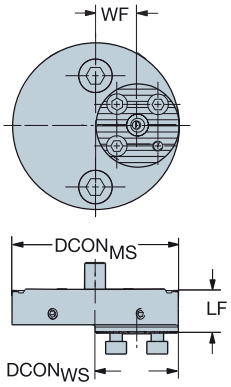

					Afmetingen, mm							
CZC_{MS}	CZC_{WS}	CNSC	CXSC	**Bestelnummer**	$DCON_{MS}$	$DCON_{WS}$	H	LF	WF	BAR	NM	KG
80	40	1	1	**570-80 20 20-40R**	80.0	40.0	37.5	20.0	20.0	80	17.0	0.8
100	40	1	1	**570-100 20 30-40R**	100.0	40.0	37.5	20.0	30.0	80	17.0	1.1

Ga voor reserveonderdelen naar www.sandvik.coromant.com

R = Rechts, L = Links

H36 H5 H2

CoroTurn® SL naar CoroTurn® SL snelwissel-adapter



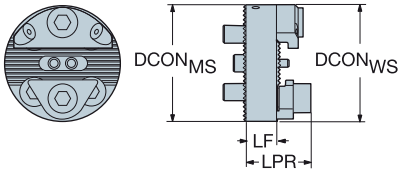

					Afmetingen, mm					
CZC_{MS}	CZC_{WS}	CNSC	CXSC	Bestelnummer	$DCON_{MS}$	$DCON_{WS}$	LPR	LF	BAR	KG
32	32	1	2	SL-32 11-32-QC	32.0	32.0	19.5	11.0	70	0.1
40	32	1	2	SL-40 12-32-QC	40.0	32.0	21.8	12.0	70	0.1

570-80 naar CoroTurn® SL snelwissel-adapter



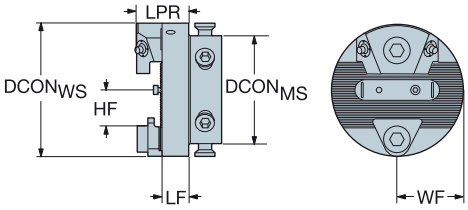

Overgang van 580-koppeling naar CoroTurn® SL snelwisselsysteem

					Afmetingen, mm						
CZC_{MS}	CZC_{WS}	CNSC	CXSC	Bestelnummer	$DCON_{MS}$	$DCON_{WS}$	LPR	LF	BAR	NM	KG
80	80	1	2	570-80 17-580-80	65.0	80.0	32.5	17.0	80	50.0	1.1

Boutcirkel naar CoroTurn® SL adapter



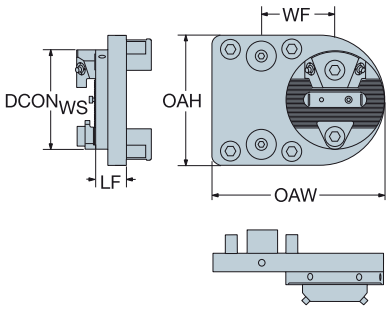

De adapter past op alle boorbaren vanaf 200 mm

					Afmetingen, mm									
CZC_{MS}	CZC_{WS}	CNSC	CXSC	Bestelnummer	$DCON_{WS}$	B	H	LF	WF	OAW	OAH	BAR	NM	KG
122 x 105	80	1	1	570-80 200R	80.0	122.0	105.0	25.0	59.5	139.0	104.0	80	50.0	2.3

Ga voor reserveonderdelen naar www.sandvik.coromant.com

H36 H5 H2

CoroTurn® SL snelwissel naar CoroTurn® SL70 adapter



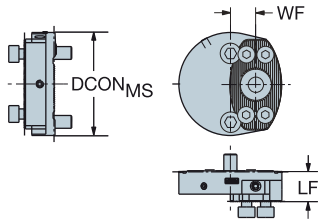

CZCMS	CZCWS	CNSC	CXSC	Bestelnummer	Afmetingen, mm DCONMS	H	LF	WF	BAR	NM	KG
80	70	1	1	SL70-80 23-RG	80.0	37.5	23.0	20.0	80	30.0	1.0



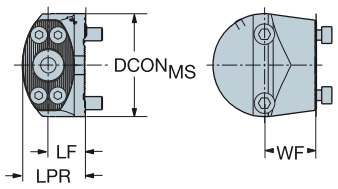

CZCMS	CZCWS	CNSC	CXSC	Bestelnummer	Afmetingen, mm DCONMS	H	LPR	LF	WF	BAR	NM	KG
80	70	1	1	SL70-80 40-RF	80.0	37.5	48.0	28.0	40.0	70	30.0	1.3

Ga voor reserveonderdelen naar www.sandvik.coromant.com

H36 H5 H2

CoroTurn® SL naar adapter voor rechthoekige schacht



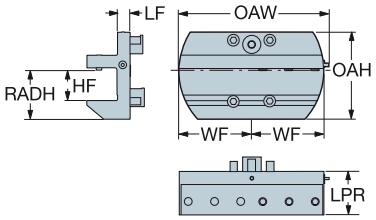

CZC_{MS}	CZC_{WS}	CNSC	CXSC	Bestelnummer	Afmetingen, mm B	H	LPR	LF	WF	HF	OAW	OAH	RADH	BAR	KG
122 x 105	32 x 32	1	2	570-200 3232-M	122.0	105.0	55.0	23.0	97.4	32.0	205.0	115.0	60.0	80	8.6

CoroTurn® SL snelwissel naar adapter voor rechthoekige schacht



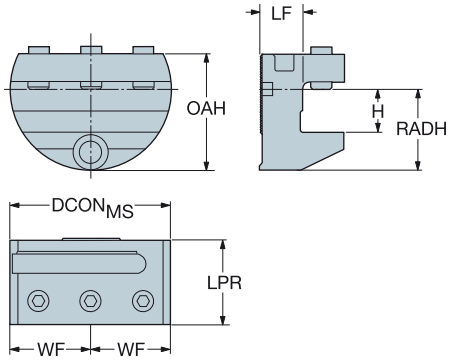

CZC_{MS}	CZC_{WS}	Bestelnummer	Afmetingen, mm $DCON_{MS}$	H	LPR	LF	WF	HF	OAW	OAH	KG
80	20 x 20	570-80 20 2020R	80.0	37.5	40.0	20.0	38.5	20.0	77.0	56.0	0.7

Ga voor reserveonderdelen naar www.sandvik.coromant.com

H36 H5 H2

Silent Tools®

Adapters met dempingsmechanisme

Toepassing

- Draaien, draadsnijden en groefsteken
- In bewerkingen met lange uitsteeklengtes (3–14×D of in geval van neiging tot trillen)



Minimaliseert trillingen op lange uitsteeklengten vanaf 3×D

Silent Tools adapters minimaliseren de trilling door een demper binnenin het gereedschap, waardoor een goede productiviteit en nauwe toleranties blijven gehandhaafd, zelfs bij lange uitsteeklengten.

Draaien

Dankzij gedempte boorbaren en adapters met Silent Tools-technologie is het ook mogelijk om een goede productiviteit en nauwe toleranties te handhaven, ook voor gereedschapuitsteeklengtes die groter zijn dan 3 x baardiameter. Silent Tools gedempte stalen baren maken het mogelijk om tot 10 x de baardiameter te bewerken en onze gedempte hardmetalen versterkte baren gaan zelfs nog verder, tot 14 x de baardiameter uitsteeklengte van het gereedschap.

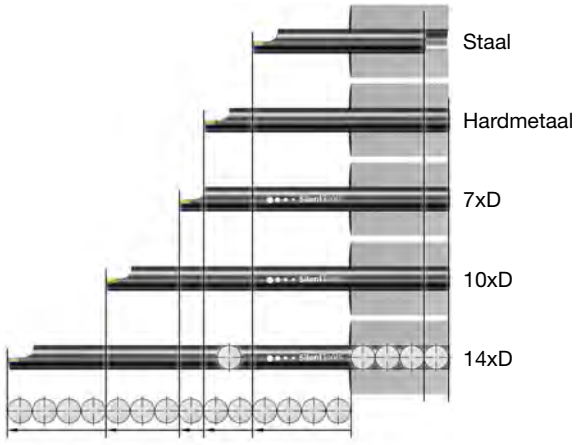

Kan worden gecombineerd met CoroTurn SL-snijkoppen voor aangepaste oplossing voor draaien, draadsnijden en groefsteken



Het dempingssysteem bestaat uit een zware massa, ondersteund door rubberen veerelementen



E5

Coromant Capto® naar CoroTurn® SL gedempte adapter



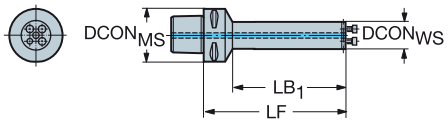

SilentTools®

CZCMS	CZCWS	CNSC	CXSC	Bestelnummer	Afmetingen, mm DCONMS	DCONWS	LB1	LF	BAR	NM	KG
C3	16	3	3	C3-570-3C 16 082	32.0	16.0	63.4	82.0	70	2.0	0.2
	20	3	3	C3-570-3C 20 101	32.0	20.0	82.9	101.0	70	2.8	0.3
	25	3	3	C3-570-3C 25 125	32.0	25.0	107.6	125.0	70	3.7	0.6
		3	3	C3-570-3C 25 180	32.0	25.0	161.8	180.0	70	3.7	0.8
		3	1	C3-SL-3C 25 125	32.0	25.0	106.8	125.0	70	3.7	0.6
		3	1	C3-SL-3C 25 180	32.0	25.0	161.8	180.0	70	3.7	0.8
	32	3	1	C3-570-3C 32 133	32.0	32.0	133.0	133.0	70	8.8	1.0
		3	1	C3-570-3C 32 224	32.0	32.0	224.0	224.0	70	8.8	1.8
C4	16	3	3	C4-570-3C 16 088	40.0	16.0	63.3	88.0	70	2.0	0.4
	20	3	3	C4-570-3C 20 107	40.0	20.0	82.8	107.0	70	2.8	0.5
	25	3	3	C4-570-3C 25 132	40.0	25.0	108.5	132.0	70	3.7	0.8
		3	3	C4-570-3C 25 180	40.0	25.0	155.7	180.0	70	3.7	0.9
		3	1	C4-SL-3C 25 132	40.0	25.0	107.7	132.0	70	3.7	0.8
		3	1	C4-SL-3C 25 180	40.0	25.0	155.7	180.0	70	3.7	1.0
	32	3	1	C4-570-3C 32 154	40.0	32.0	131.4	154.0	70	8.8	0.0
		3	1	C4-570-3C 32 224	40.0	32.0	200.6	224.0	70	8.8	2.0
	40	3	1	C4-570-3C 40 173	40.0	40.0	173.0	173.0	70	17.0	1.7
		3	1	C4-570-3C 40 288	40.0	40.0	288.0	288.0	70	17.0	3.4
C5	16	3	3	C5-570-3C 16 085	50.0	16.0	58.5	85.0	70	2.0	0.5
	20	3	3	C5-570-3C 20 109	50.0	20.0	83.5	109.0	70	2.8	0.7
	25	3	3	C5-570-3C 25 133	50.0	25.0	107.7	133.0	70	3.7	1.0
		3	3	C5-570-3C 25 180	50.0	25.0	154.3	180.0	70	3.7	1.2
		3	3	C5-570-3C 25 230	50.0	25.0	201.0	230.0	70	3.7	1.4
		3	1	C5-SL-3C 25 133	50.0	25.0	106.6	133.0	70	3.7	1.0
		3	1	C5-SL-3C 25 180	50.0	25.0	154.3	180.0	70	3.7	1.2
		3	1	C5-SL-3C 25 230	50.0	25.0	200.5	230.0	70	3.7	1.4
	32	3	1	C5-570-3C 32 154	50.0	32.0	129.6	154.0	70	8.8	1.4
		3	1	C5-570-3C 32 224	50.0	32.0	199.3	224.0	70	8.8	1.8
		3	1	C5-570-3C 32 288	50.0	32.0	261.0	288.0	70	8.8	2.4
	40	3	1	C5-570-3C 40 194	50.0	40.0	170.7	194.0	70	17.0	2.2
		3	1	C5-570-3C 40 288	50.0	40.0	263.4	288.0	70	17.0	3.6
		3	1	C5-570-3C 40 368	50.0	40.0	344.5	368.0	70	17.0	4.2
C6	16	3	3	C6-570-3C 16 088	63.0	16.0	58.5	88.0	70	2.0	1.0
	20	3	3	C6-570-3C 20 108	63.0	20.0	78.5	108.0	70	2.8	1.0
	25	3	3	C6-570-3C 25 132	63.0	25.0	103.0	132.0	70	3.7	1.5
		3	3	C6-570-3C 25 180	63.0	25.0	146.8	180.0	70	3.7	1.6
		3	3	C6-570-3C 25 230	63.0	25.0	197.0	230.0	70	3.7	1.7
		3	1	C6-SL-3C 25 132	63.0	25.0	101.9	132.0	70	3.7	1.3
		3	1	C6-SL-3C 25 180	63.0	25.0	146.8	180.0	70	3.7	1.5
		3	1	C6-SL-3C 25 230	63.0	25.0	196.8	230.0	70	3.7	1.8
	32	3	1	C6-570-3C 32 159	63.0	32.0	129.8	159.0	70	8.8	1.8
		3	1	C6-570-3C 32 224	63.0	32.0	191.7	224.0	70	8.8	2.2
		3	1	C6-570-3C 32 288	63.0	32.0	257.8	288.0	70	8.8	2.7
	40	3	1	C6-570-3C 40 198	63.0	40.0	169.4	198.0	70	17.0	2.6
		3	1	C6-570-3C 40 288	63.0	40.0	257.1	288.0	70	17.0	3.9
		3	1	C6-570-3C 40 368	63.0	40.0	338.9	368.0	70	17.0	4.2
C8	25	3	3	C8-570-3C 25 147	80.0	25.0	107.6	147.0	70	3.7	2.3
		3	1	C8-SL-3C 25 147	80.0	25.0	106.6	147.0	70	3.7	2.5
	32	3	1	C8-570-3C 32 172	80.0	32.0	133.6	172.0	70	8.8	2.8
		3	1	C8-570-3C 32 224	80.0	32.0	184.5	224.0	70	8.8	3.6
	40	3	1	C8-570-3C 40 224	80.0	40.0	186.6	224.0	70	17.0	3.7
		3	1	C8-570-3C 40 288	80.0	40.0	246.5	288.0	70	17.0	5.2
		3	1	C8-570-3C 40 368	80.0	40.0	330.9	368.0	70	17.0	5.4

CXSC=1 te gebruiken met snijkoppen met precisiekoelmiddel
CXSC=3 te gebruiken met snijkoppen met axiaal koelmiddel
Ga voor reserveonderdelen naar www.sandvik.coromant.com

E5 G1 H36 H5 H2

Coromant Capto® naar CoroTurn® SL gedempte adapter



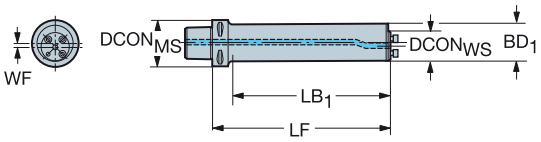

SilentTools®

CZC$_{MS}$	CZC$_{WS}$	CNSC	CXSC	Bestelnummer	Afmetingen, mm DCON$_{MS}$	DCON$_{WS}$	BD$_1$	LB$_1$	LF	WF	BAR	NM	KG
C5	40	3	1	C5-570-3C 50 223-40R/L	50.0	40.0	50.0	223.0	223.0	5.0	70	17.0	3.6
		3	1	C5-570-3C 50 368-40R/L	50.0	40.0	50.0	368.0	368.0	5.0	70	17.0	6.0
		3	1	C5-570-3C 50 468-40R/L	50.0	40.0	50.0	468.0	468.0	5.0	70	17.0	7.7
C6	40	3	1	C6-570-3C 50 247-40R/L	63.0	40.0	50.0	222.0	247.0	5.0	70	17.0	4.2
		3	1	C6-570-3C 50 368-40R/L	63.0	40.0	50.0	341.2	368.0	5.0	70	17.0	6.0
		3	1	C6-570-3C 50 468-40R/L	63.0	40.0	50.0	440.0	468.0	5.0	70	17.0	7.4
		3	1	C6-570-3C 60 295-40R/L	63.0	40.0	60.0	273.0	295.0	10.0	70	17.0	6.8
		3	1	C6-570-3C 60 448-40R/L	63.0	40.0	60.0	424.8	448.0	10.0	70	17.0	11.0
		3	1	C6-570-3C 60 568-40R/L	63.0	40.0	60.0	545.0	568.0	10.0	70	17.0	12.2
C8	40	3	1	C8-570-3C 50 297-40R/L	80.0	40.0	50.0	261.0	297.0	5.0	70	17.0	5.8
		3	1	C8-570-3C 50 368-40R/L	80.0	40.0	50.0	330.9	368.0	5.0	70	17.0	7.5
		3	1	C8-570-3C 50 468-40R/L	80.0	40.0	50.0	434.0	468.0	5.0	70	17.0	8.3
		3	1	C8-570-3C 60 355-40R/L	80.0	40.0	60.0	320.3	355.0	10.0	70	17.0	8.9
		3	1	C8-570-3C 60 448-40R/L	80.0	40.0	60.0	409.2	448.0	10.0	70	17.0	11.8
		3	1	C8-570-3C 60 568-40R/L	80.0	40.0	60.0	531.3	568.0	10.0	70	17.0	13.0

CXSC=1 te gebruiken met snijkoppen met precisiekoelmiddel

R = Rechts, L = Links

Ga voor reserveonderdelen naar www.sandvik.coromant.com


E5


G1



H36



H5


H2

Coromant Capto® naar CoroTurn® SL gedempte adapter

Voor draadsnijden en groefsteken



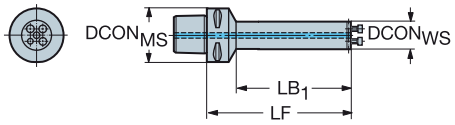

SilentTools®

CZCMS	CZCWS	OHX	CNSC	CXSC	Bestelnummer	Afmetingen, mm DCONMS	DCONWS	LB1	LF	BAR	NM	KG
C4	40	120.0	3	1	C4-570-4C 40 120	40.0	40.0	120.0	120.0	70	17.0	1.4
C5	40	120.0	3	1	C5-570-4C 40 120	50.0	40.0	98.0	120.0	70	17.0	1.6
C6	40	94.0	3	1	C6-570-4C 40 120	63.0	40.0	94.0	120.0	70	17.0	1.9



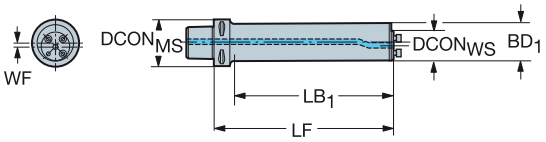

SilentTools®

CZCMS	CZCWS	OHX	CNSC	CXSC	Bestelnummer	Afmetingen, mm DCONMS	DCONWS	BD1	LB1	LF	WF	BAR	NM	KG
C5	40	150.0	3	1	C5-570-4C 50 150-40R/L	50.0	40.0	50.0	150.0	150.0	5.0	70	17.0	2.5
C6	40	150.0	3	1	C6-570-4C 50 150-40R/L	63.0	40.0	50.0	122.0	150.0	5.0	70	17.0	2.8
		180.0	3	1	C6-570-4C 60 180-40R/L	63.0	40.0	60.0	157.0	180.0	10.0	70	17.0	4.1
C8	40	147.0	3	1	C8-570-4C 60 180-40R/L	80.0	40.0	60.0	147.0	180.0	10.0	70	17.0	4.9

CXSC=1 te gebruiken met snijkoppen met precisiekoelmiddel

R = Rechts, L = Links

Ga voor reserveonderdelen naar www.sandvik.coromant.com

E5 G1 H36 H5 H2

Coromant Capto® naar CoroTurn® SL gedempte adapter

Met hardmetaal versterkte boorbaar



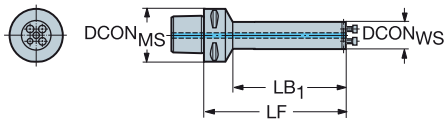

SilentTools®

CZCMS	CZCWS	CNSC	CXSC	Bestelnummer	Afmetingen, mm DCONMS	DCONWS	LB1	LF	BAR	NM	KG
C6	25	3	1	C6-SL-3C 25 280 CR-M	63.0	25.0	248.2	280.0	70	3.7	2.0
		3	3	C6-SL3C25280CR	63.0	25.0	245.0	280.0	70	3.7	2.0
	32	3	1	C6-SL3C32352CR	63.0	32.0	317.0	352.0	70	8.8	3.5
	40	3	1	C6-SL3C40448CR	63.0	40.0	416.0	448.0	70	17.0	5.5
C8	25	3	1	C8-SL-3C 25 280 CR-M	80.0	25.0	248.2	280.0	70	3.7	3.0
	32	3	1	C8-SL3C32352CR	80.0	32.0	317.0	352.0	70	8.8	4.5
	40	3	1	C8-SL3C40448CR	80.0	40.0	416.0	448.0	70	17.0	6.5



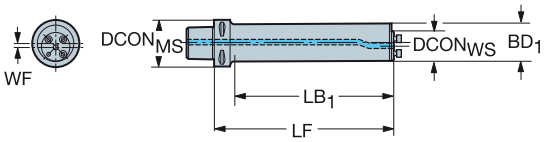

SilentTools®

CZCMS	CZCWS	CNSC	CXSC	Bestelnummer	Afmetingen, mm DCONMS	DCONWS	BD1	LB1	LF	WF	BAR	NM	KG
C8	40	3	1	C8-SL3C50568CR-40R/L	80.0	40.0	50.0	528.0	568.0	5.0	70	17.0	11.0
		3	1	C8-SL3C60688CR-40R/L	80.0	40.0	60.0	648.0	688.0	10.0	70	17.0	17.7

CXSC=1 te gebruiken met snijkoppen met precisiekoelmiddel
CXSC=3 te gebruiken met snijkoppen met axiaal koelmiddel

R = Rechts, L = Links

Ga voor reserveonderdelen naar www.sandvik.coromant.com


E5


G1



H36



H5


H2

Coromant Capto® naar CoroTurn® SL gedempte adapter



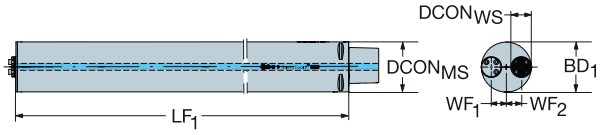

SilentTools®

Boorbaar voor twee CoroTurn® SL koppen

CZCMS	CZCWS	CNSC	CXSC	Bestelnummer	Afmetingen, mm DCONMS	DCONWS	BD1	LB1	LF1	LF2	WF1	WF2	BAR	NM	KG
C8	40	3	1	C8-570-3C 80 608-40-2	80.0	40.0	80.0	608.0	608.0	608.0	20.0	20.0	70	17.0	20.6
		3	1	C8-570-3C80365-40-2	80.0	40.0	80.0	365.0	365.0	365.0	20.0	20.0	70	17.0	13.1
C10	40	3	1	C10-SL3C100968-40-2	100.0	40.0	100.0	968.0	968.0	968.0	30.0	30.0	70	17.0	58.0
		3	1	C10-SL3C80768-40-2	100.0	40.0	80.0	729.0	768.0	768.0	20.0	20.0	70	17.0	29.5
C8	40	3	1	C8-570-3C80768-40-2	80.0	40.0	80.0	768.0	768.0	768.0	20.0	20.0	70	17.0	28.2



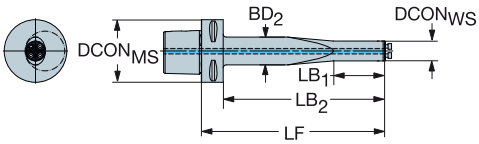

SilentTools®

Elliptische kotterbaar

CZCMS	CZCWS	OHX	CNSC	CXSC	Bestelnummer	Afmetingen, mm DCONMS	DCONWS	LB1	LF	BAR	NM	KG
C6	16	133.0	3	1	C6-SL-D 23E 133-16	63.0	16.0	46.0	133.0	70	2.0	1.0
	20	185.0	3	1	C6-SL-D 28E 185-20	63.0	20.0	52.0	185.0	70	2.8	1.2
	25	255.0	3	1	C6-SL-D 35E 230-25	63.0	25.0	64.0	230.0	70	3.7	1.9
	32	313.0	3	1	C6-SL-D 45E 313-32	63.0	32.0	102.0	313.0	70	8.8	3.6
	40	393.0	3	1	C6-SL-D 56E 393-40	63.0	40.0	124.0	393.0	70	17.0	5.7
C8	16	133.0	3	1	C8-SL-D 23E 133-16	80.0	16.0	46.0	133.0	70	2.0	2.2
	20	185.0	3	1	C8-SL-D 28E 185-20	80.0	20.0	52.0	185.0	70	2.8	2.4
	25	230.0	3	1	C8-SL-D 35E 230-25	80.0	25.0	64.0	230.0	70	3.7	3.2
	32	313.0	3	1	C8-SL-D 45E 313-32	80.0	32.0	102.0	313.0	70	8.8	4.2
	40	393.0	3	1	C8-SL-D 56E 393-40	80.0	40.0	124.0	393.0	70	17.0	6.6

CXSC=1 te gebruiken met snijkoppen met precisiekoelmiddel
Ga voor reserveonderdelen naar www.sandvik.coromant.com


E5


G1



H36



H5


H2

Coromant Capto® naar CoroTurn® snelwissel gedempte adapter

DSGN 1 2







SilentTools®

CZC$_{MS}$	CZC$_{WS}$	CNSC	CXSC	DSGN	Bestelnummer	Afmetingen, mm DCON$_{MS}$	DCON$_{WS}$	LB$_1$	LF	BAR	NM	KG
C6	80	3	1	1	C6-570-3C 80 355	63.0	80.0	355.0	355.0	70	50.0	12.0
C8	80	3	1	1	C8-570-3C 80 475	80.0	80.0	475.0	475.0	70	50.0	17.1
C10	100/80	3	1	1	C10-570-3C100955-80	100.0	100.0	955.0	955.0	70	50.0	55.8
	80	3	1	2	C10-570-3C80755-80	100.0	80.0	714.0	755.0	70	50.0	29.0

CXSC=1 te gebruiken met snijkoppen met precisiekoelmiddel
Ga voor reserveonderdelen naar www.sandvik.coromant.com

E5 G1 H36 H5 H2

Koppeling machinezijde HSK

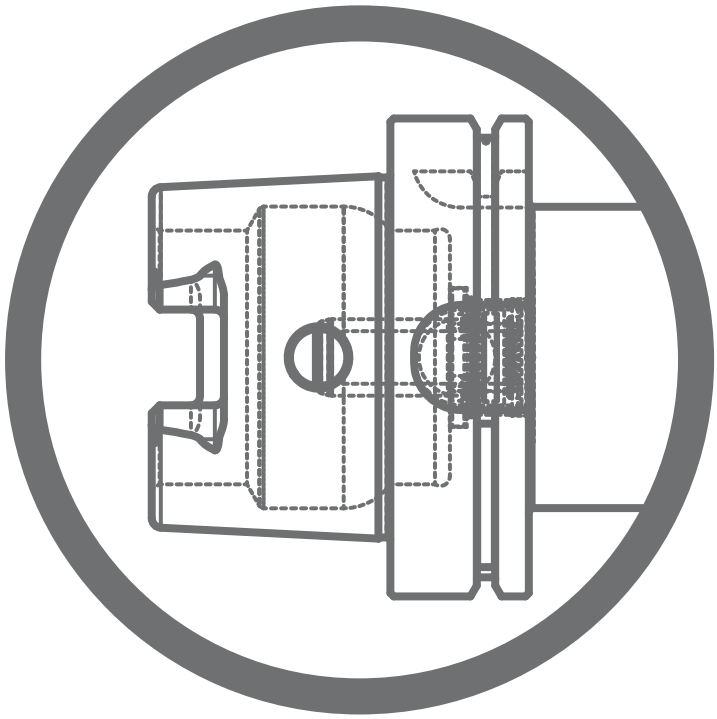

HSK naar CoroTurn® SL gedempte adapter



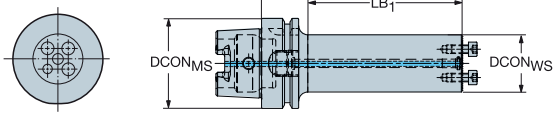

SilentTools®

CZCMS	CZCWS	CNSC	CXSC	Bestelnummer	Afmetingen, mm DCONMS	DCONWS	LB1	LF	BAR	NM	KG
63	32	1	1	HT06-SL32D-172	63.0	32.0	143.0	172.0	70	8.8	1.8
	40	1	1	HT06-SL40D-208	63.0	40.0	179.0	208.0	70	17.0	2.7
100	40	1	1	HT10-SL40D-208	100.0	40.0	176.0	208.0	70	17.0	4.0



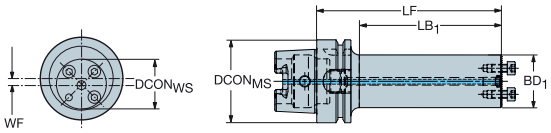

SilentTools®

CZCMS	CZCWS	CNSC	CXSC	Bestelnummer	Afmetingen, mm DCONMS	DCONWS	BD1	LB1	LF	WF	BAR	NM	KG
63	40	1	1	HT06-SL50D-268-40R	63.0	40.0	50.0	239.0	268.0	5.0	70	17.0	4.6
100	40	1	1	HT10-SL50D-268-40R	100.0	40.0	50.0	236.0	268.0	5.0	70	17.0	5.8
		1	1	HT10-SL60D-328-40R	100.0	40.0	60.0	296.0	328.0	10.0	70	17.0	8.7

CXSC=1 te gebruiken met snijkoppen met precisiekoelmiddel

R = rechts

Ga voor de complete lijst van reserveonderdelen naar www.sandvik.coromant.com

ISO 13399 H36

CNSC CXSC H5

Koppeling machinezijde cilindrische schacht

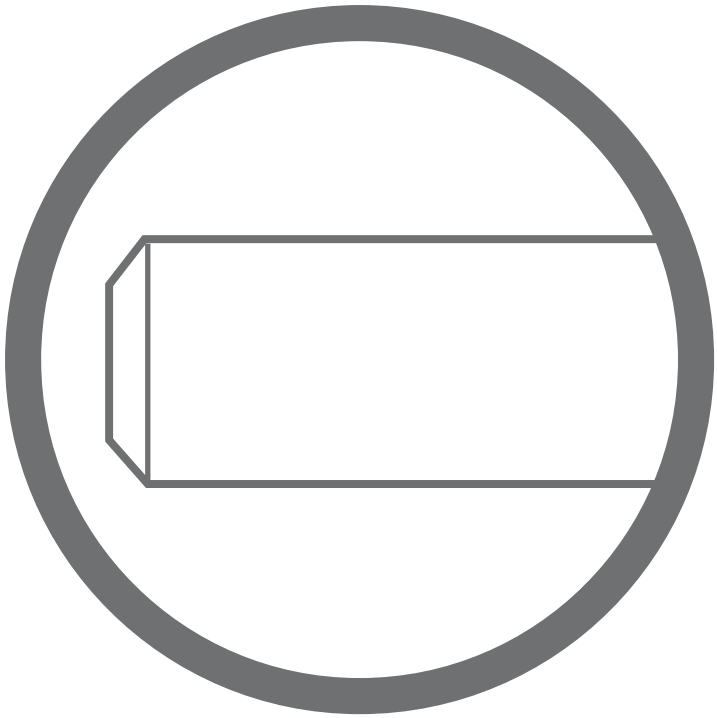

Cilindrische schacht naar Coromant Capto® gedempte adapter



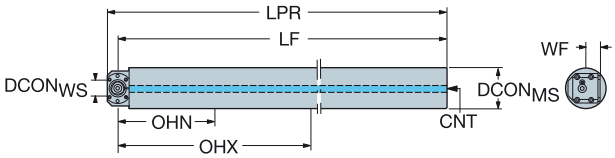

SilentTools®

							Afmetingen, mm									
CZC_{MS}	CZC_{WS}	OHN	OHX	CNSC	CXSC	**Bestelnummer**	$DCON_{MS}$	$DCON_{WS}$	LB_1	LPR	LF	WF	CNT	BAR	NM	KG
80	C3	298.0	778.0	1	1	**CU-3C801200-C3**	80.0	32.0	1234.0	1234.0	1215.0	37.0	G 3/4-14	70	35.0	58.0
100	C3	378.0	978.0	1	1	**CU-3C1001500-C3**	100.0	32.0	1534.0	1534.0	1515.0	26.0	G 3/4-14	70	35.0	103.0
	C4	373.0	973.0	1	1	**CU-3C1001500-C4**	100.0	40.0	1544.0	1544.0	1520.0	41.0	G 3/4-14	70	50.0	90.0

CXSC=1 te gebruiken met snijkoppen met precisiekoelmiddel

Ga voor reserveonderdelen naar www.sandvik.coromant.com

ISO 13399 H36

CNSC CXSC H5

Cilindrische schacht naar CoroTurn® SL gedempte adapter



570-3C

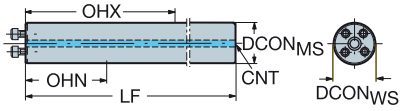

570-3C..-40

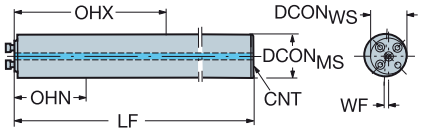

SilentTools®

CZC$_{MS}$	CZC$_{WS}$	OHN	OHX	CNSC	CXSC	Bestelnummer	Afmetingen, mm DCON$_{MS}$	DCON$_{WS}$	LF	WF	CNT	BAR	NM	KG
16	16	55.0	92.0	1	3	**570-3C 16 156**	16.0	16.0	156.0	0.0	G 1/8-28	70	2.0	0.2
20	20	70.0	120.0	1	3	**570-3C 20 200**	20.0	20.0	200.0	0.0	G 1/4-19	70	2.8	0.4
25	25	88.0	158.0	1	3	**570-3C 25 255**	25.0	25.0	255.0	0.0	G 1/4-19	70	3.7	0.9
		155.0	230.0	1	3	**570-3C 25 330**	25.0	25.0	330.0	0.0	G 1/4-19	70	3.7	1.2
		88.0	158.0	1	1	**SL-3C 25 255**	25.0	25.0	255.0	0.0	G 1/4-19	70	3.7	0.9
		155.0	230.0	1	1	**SL-3C 25 330**	25.0	25.0	330.0	0.0	G 1/4-19	70	3.7	1.2
32	32	100.0	192.0	1	1	**570-3C 32 320**	32.0	32.0	320.0	0.0	G 3/8-19	70	8.8	1.9
		192.0	288.0	1	1	**570-3C 32 416**	32.0	32.0	416.0	0.0	G 3/8-19	70	8.8	2.6
40	40	128.0	248.0	1	1	**570-3C 40 408**	40.0	40.0	408.0	0.0	G 1/2-14	70	17.0	3.5
		248.0	368.0	1	1	**570-3C 40 528**	40.0	40.0	528.0	0.0	G 1/2-14	70	17.0	5.1
50	40	168.0	318.0	1	1	**570-3C 50 518-40**	50.0	40.0	518.0	5.0	G 1/2-14	70	17.0	7.3
		318.0	468.0	1	1	**570-3C 50 668-40**	50.0	40.0	668.0	5.0	G 1/2-14	70	17.0	9.3
60	40	208.0	388.0	1	1	**570-3C 60 628-40**	60.0	40.0	628.0	10.0	G 3/4-14	70	17.0	12.7
		388.0	568.0	1	1	**570-3C 60 808-40**	60.0	40.0	808.0	10.0	G 3/4-14	70	17.0	16.5

EasyFix voor 16-25 mm

CXSC=1 te gebruiken met snijkoppen met precisiekoelmiddel
CXSC=3 te gebruiken met snijkoppen met axiaal koelmiddel



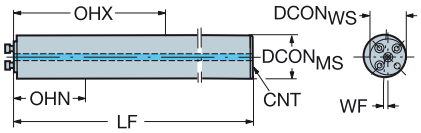

SilentTools®

Voor draadsnijden en groefsteken

CZC$_{MS}$	CZC$_{WS}$	OHN	OHX	CNSC	CXSC	Bestelnummer	Afmetingen, mm DCON$_{MS}$	DCON$_{WS}$	LF	WF	CNT	BAR	NM	KG
40	40	80.0	128.0	1	1	**570-4C 40 330**	40.0	40.0	330.0	0.0	G 1/2-14	70	17.0	3.1
50	40	90.0	168.0	1	1	**570-4C 50 430-40**	50.0	40.0	430.0	5.0	G 1/2-14	70	17.0	6.3
60	40	90.0	208.0	1	1	**570-4C 60 510-40**	60.0	40.0	510.0	10.0	G 3/4-14	70	17.0	10.1

CXSC=1 te gebruiken met snijkoppen met precisiekoelmiddel
Ga voor reserveonderdelen naar www.sandvik.coromant.com

H36 H5 H2

Cilindrische schacht naar CoroTurn® SL gedempte adapter

Met hardmetaal versterkte boorbaar



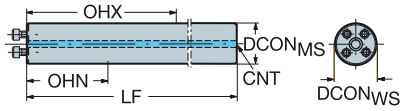

SilentTools®

CZC$_{MS}$	CZC$_{WS}$	OHN	OHX	CNSC	CXSC	Bestelnummer	Afmetingen, mm DCON$_{MS}$	DCON$_{WS}$	LF	WF	CNT	BAR	NM	KG
16	16	96.0	140.0	1	3	570-3C 16 204 CR	16.0	16.0	204.0	0.0		70	2.0	0.4
20	20	120.0	180.0	1	3	570-3C 20 260 CR	20.0	20.0	260.0	0.0		70	2.8	0.8
25	25	230.0	280.0	1	3	570-3C 25 380 CR	25.0	25.0	380.0	0.0	G 1/8-28	70	3.7	6.3
		280.0	330.0	1	3	570-3C 25 430 CR	25.0	25.0	430.0	0.0	G 1/8-28	70	3.7	6.4
		225.0	280.0	1	1	SL-3C 25 380 CR	25.0	25.0	380.0	0.0	G 1/8-28	70	3.7	6.0
		275.0	330.0	1	1	SL-3C 25 430 CR	25.0	25.0	430.0	0.0	G 1/8-28	70	3.7	6.2
32	32	288.0	352.0	1	1	570-3C 32 480 CR	32.0	32.0	480.0	0.0	G 1/4-19	70	8.8	10.2
		352.0	416.0	1	1	570-3C 32 544 CR	32.0	32.0	544.0	0.0	G 1/4-19	70	8.8	8.0
40	40	368.0	448.0	1	1	570-3C 40 608 CR	40.0	40.0	608.0	0.0	G 3/8-19	70	17.0	11.0
		448.0	528.0	1	1	570-3C 40 688 CR	40.0	40.0	688.0	0.0	G 3/8-19	70	17.0	13.0
50	40	468.0	568.0	1	1	570-3C 50 760-40 CR	50.0	40.0	760.0	5.0	G 1/2-14	70	17.0	22.0
		568.0	668.0	1	1	570-3C 50 861-40 CR	50.0	40.0	861.0	5.0	G 1/2-14	70	17.0	22.5
60	40	688.0	808.0	1	1	570-3C 60 1040-40 CR	60.0	40.0	1040.0	10.0	G 3/4-14	70	17.0	25.7
		588.0	688.0	1	1	570-3C 60 920-40 CR	60.0	40.0	920.0	10.0	G 3/4-14	70	17.0	28.0

EasyFix voor 16-25 mm

CXSC=1 te gebruiken met snijkoppen met precisiekoelmiddel
CXSC=3 te gebruiken met snijkoppen met inwendig koelmiddel

Ga voor reserveonderdelen naar www.sandvik.coromant.com

H36 H5 H2

Cilindrische schacht naar CoroTurn® snelwissel gedempte adapter



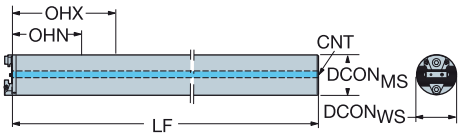

SilentTools®

CZCMS	CZCWS	OHN	OHX	CNSC	CXSC	Bestelnummer	Afmetingen, mm DCONMS	DCONWS	LF	CNT	BAR	NM	KG
80	80	360.0	755.0	1	1	570-3C 80 1200	80.0	80.0	1200.0	G 3/4-14	70	50.0	43.4
		360.0	515.0	1	1	570-3C 80 880	80.0	80.0	880.0	G 3/4-14	70	50.0	31.3
100	100/80	415.0	655.0	1	1	570-3C 100 1100	100.0	100.0	1100.0	G 3/4-14	70	50.0	63.0
		415.0	955.0	1	1	570-3C 100 1500	100.0	100.0	1500.0	G 3/4-14	70	50.0	65.0

Met hardmetaal versterkte boorbaar

CZCMS	CZCWS	OHN	OHX	CNSC	CXSC	Bestelnummer	Afmetingen, mm DCONMS	DCONWS	LF	CNT	BAR	NM	KG
80	80	755.0	916.0	1	1	570-3C 80 1240 CR	80.0	80.0	1240.0	G 3/4-14	70	50.0	40.0
		916.0	1076.0	1	1	570-3C 80 1400 CR	80.0	80.0	1400.0	G 3/4-14	70	50.0	80.0
100	100/80	955.0	1155.0	1	1	570-3C 100 1560 CR	100.0	100.0	1560.0	G 3/4-14	70	50.0	125.0
		1155.0	1355.0	1	1	570-3C 100 1760 CR	100.0	100.0	1760.0	G 3/4-14	70	50.0	150.0



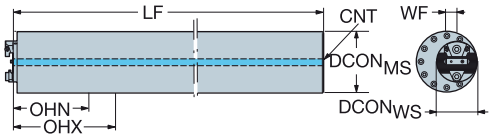

SilentTools®

CZCMS	CZCWS	OHN	OHX	CNSC	CXSC	Bestelnummer	Afmetingen, mm DCONMS	DCONWS	LF	WF	CNT	BAR	NM	KG
120	80	795.0	1155.0	1	1	570-3C 120 1900R	120.0	80.0	1900.0	20.0	G 3/4-14	70	50.0	133.7
130	80	865.0	1255.0	1	1	570-3C 130 2000R	130.0	80.0	2000.0	25.0	G 3/4-14	70	50.0	188.0
140	80	935.0	1355.0	1	1	570-3C 140 2200R	140.0	80.0	2200.0	30.0	G 3/4-14	70	50.0	241.0
150	80	1005.0	1455.0	1	1	570-3C 150 2400R	150.0	80.0	2400.0	35.0	G 3/4-14	70	50.0	252.3
160	80	1075.0	1555.0	1	1	570-3C 160 2600R	160.0	80.0	2600.0	40.0	G 3/4-14	70	50.0	339.0
180	80	1215.0	1755.0	1	1	570-3C 180 2800R	180.0	80.0	2800.0	50.0	G 3/4-14	70	50.0	474.0
200	80	1355.0	1955.0	1	1	570-3C 200 3200R	200.0	80.0	3200.0	59.5	G 1"-11	70	50.0	728.0
220	80	1495.0	2155.0	1	1	570-3C 220 3450R	220.0	80.0	3450.0	70.0	G 1"-11	70	50.0	546.0
250	80	1705.0	2455.0	1	1	570-3C 250 4000R	250.0	80.0	4000.0	85.0	G 1"-11	70	50.0	980.1

CXSC=1 te gebruiken met snijkoppen met precisiekoelmiddel
Ga voor reserveonderdelen naar www.sandvik.coromant.com

Wanneer 16xD uitsteeklengte is vereist, neem dan contact op met uw lokale vertegenwoordiger

H36 H5 H2

Onderdelen

Spanbussen en spanhulzen	G2-G5
Stop voor QS™-houdersysteem	G6
Koelvloeistofaansluitingen	G7-G8
Coromant Capto®	G9-G14
CoroTurn® SL	G18-G19
Momentsleutel en bits	G20

EasyFix™

Spanhulzen voor cilindrische baren



Voordelen en kenmerken

- Snelle insteltijd
- Eenvoudig te gebruiken
- Langere standtijd
- Uitstekende oppervlakte-afwerking
- Correcte centerhoogte en positie van de snijkant

Precisiekoelmiddel

De sleuf in de spanbus is met metaal afgedicht, zodat het bestaande koelmiddelsysteem kan worden gebruikt. De metalen afdichting biedt goede prestaties, ook voor hoge koelmiddeldruk.

- Siliconenafdichting voor koelmiddeldrukken tot 20 bar (290 psi)
- Metalen afdichting voor koelmiddeldrukken tot 150 bar (2200 psi)

Altijd de juiste harthoogte

Veerbelaste kogel oplossing in de mantel en de groef in de baar geeft de juiste harthoogte elke keer dat u een gereedschap instelt.



Cilindrische bus met EasyFix™ positionering

ISO 9766

Dicht voor hoge druk koelmiddel door gereedschap



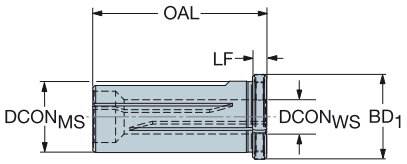

					Afmetingen, mm								
CZC_{MS}	CZC_{WS}	CNSC	CXSC	**Bestelnummer**	$DCON_{MS}$	$DCON_{WS}$	BD	H	LSC	OAL	LF	BAR	KG
16	5	1	1	**EF-16-05**	16	5	21	14	43.0	48	5	150	0.070
	6	1	1	**EF-16-06**	16	6	21	14	43.0	48	5	150	0.070
	8	1	1	**EF-16-08**	16	8	21	14	43.0	48	5	150	0.067
	10	1	1	**EF-16-10**	16	10	21	14	43.0	48	5	150	0.050
	12	1	1	**EF-16-12**	16	12	21	14	43.0	48	5	150	0.051
20	5	1	1	**EF-20-05**	20	5	25	18	50.0	55	5	150	0.120
	6	1	1	**EF-20-06**	20	6	25	18	50.0	55	5	150	0.118
	8	1	1	**EF-20-08**	20	8	25	18	50.0	55	5	150	0.115
	10	1	1	**EF-20-10**	20	10	25	18	50.0	55	5	150	0.109
	12	1	1	**EF-20-12**	20	12	25	18	50.0	55	5	150	0.099
	16	1	1	**EF-20-16**	20	16	25	18	50.0	55	5	150	0.066
25	5	1	1	**EF-25-05**	25	5	30	23	56.0	61	5	150	0.208
	6	1	1	**EF-25-06**	25	6	30	23	56.0	61	5	150	0.199
	8	1	1	**EF-25-08**	25	8	30	23	56.0	61	5	150	0.200
	10	1	1	**EF-25-10**	25	10	30	23	56.0	61	5	150	0.190
	16	1	1	**EF-25-16**	25	16	30	23	56.0	61	5	150	0.150
	12	1	1	**EF-25-12**	25	12	30	23	80.0	61	5	150	0.178
	20	1	1	**EF-25-20**	25	20	30	23	80.0	61	5	150	0.080
32	5	1	1	**EF-32-05**	32	5	36	30	80.0	65	5	150	0.344
	6	1	1	**EF-32-06**	32	6	36	30	80.0	65	5	150	0.345
	8	1	1	**EF-32-08**	32	8	36	30	80.0	65	5	150	0.340
	10	1	1	**EF-32-10**	32	10	36	30	80.0	65	5	150	0.350
	12	1	1	**EF-32-12**	32	12	36	30	80.0	65	5	150	0.332
	16	1	1	**EF-32-16**	32	16	36	30	80.0	65	5	150	0.299
	20	1	1	**EF-32-20**	32	20	36	30	80.0	65	5	150	0.269
	25	1	1	**EF-32-25**	32	25	36	30	80.0	65	5	150	0.120
40	5	1	1	**EF-40-05**	40	5	44	38	100.0	75	5	150	0.606
	6	1	1	**EF-40-06**	40	6	44	38	100.0	75	5	150	0.604
	8	1	1	**EF-40-08**	40	8	44	38	100.0	75	5	150	0.620
	10	1	1	**EF-40-10**	40	10	44	38	100.0	75	5	150	0.632
	12	1	1	**EF-40-12**	40	12	44	38	100.0	75	5	150	0.629
	16	1	1	**EF-40-16**	40	16	44	38	100.0	75	5	150	0.587
	20	1	1	**EF-40-20**	40	20	44	38	100.0	75	5	150	0.562
	25	1	1	**EF-40-25**	40	25	44	38	100.0	75	5	150	0.461

F20 H36

Cilindrische bus met EasyFix™ positionering



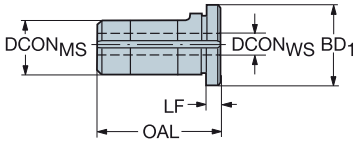

					Afmetingen, mm								
CZC_{MS}	CZC_{WS}	CNSC	CXSC	**Bestelnummer**	$DCON_{MS}$	$DCON_{WS}$	BD	H	LSC	OAL	LF	BAR	KG
32	20	1	1	**132L-3220085-B**	32	20	38	30	80.0	85	5	20	0.326
40	20	1	1	**132L-4020105-B**	40	20	46	38	100.0	105	5	20	0.758
	25	1	1	**132L-4025105-B**	40	25	46	38	100.0	105	5	20	0.620
50	20	1	1	**132L-5020125-B**	50	20	56	47	120.0	125	5	20	1.576
	25	1	1	**132L-5025125-B**	50	25	56	47	120.0	125	5	20	1.396

Groef voor EasyFix-bus beschikbaar voor alle cilindrische inwendige houders met een diameter van 5-25 mm

Cilindrische bus



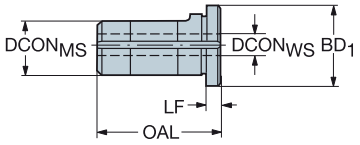

					Afmetingen, mm							
CZC_{MS}	CZC_{WS}	CNSC	CXSC	**Bestelnummer**	$DCON_{MS}$	$DCON_{WS}$	BD	LSC	OAL	LF	BAR	KG
40	32	1	1	**132L-40-32**	40	32	50	123.0	128	5	150	0.430
50	32	1	1	**132L-50-32**	50	32	60	123.0	128	5	150	1.100
	40	1	1	**132L-50-40**	50	40	60	155.0	160	5	150	0.840
60	32	1	1	**132L-60-32**	60	32	70	123.0	128	5	150	1.900
	40	1	1	**132L-60-40**	60	40	70	155.0	160	5	150	1.900
	50	1	1	**132L-60-50**	60	50	70	195.0	200	5	150	1.300

Vastschroeven (geen EasyFix)

Vierkante bus met Easy-Fix positionering



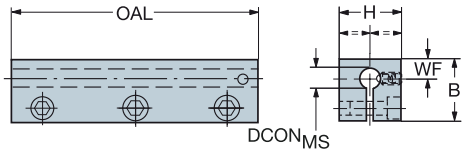

CZC_{MS}	CZC_{WS}	Bestelnummer	Afmetingen, mm $DCON_{WS}$	B	H	LSC	OAL	WF	HF	KG
20 x 20	5	131-2005-B	5	20	20	80.0	80	5.5	10.0	0.232
	6	131-2006-B	6	20	20	80.0	80	6.0	10.0	0.228
	8	131-2008-B	8	20	20	80.0	80	7.0	10.0	0.218
	10	131-2010-B	10	20	20	80.0	80	7.5	10.0	0.201
25 x 25	12	131-2512-B	12	25	25	80.0	80	9.0	12.5	0.328
	16	131-2516-B	16	25	25	80.0	80	10.0	12.5	0.276
32 x 40	20	131-3220-B	20	40	32	100.0	100	12.0	16.0	0.752
	25	131-3225-B	25	40	32	100.0	100	14.5	16.0	0.630

ISO 13399

Stop voor QS™-houdersysteem



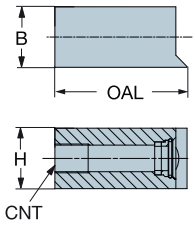

	Afmetingen, mm			
Bestelnummer	OAL	B	H	CNT
QS-2020HP	44.0	20.0	20.0	G1/8"
QS-2525HP	44.0	25.0	25.0	G1/8"

Koelmiddel aansluitset

Precisie koelmiddeltoevoer







	Recht naar rechte fitting			Banjo naar rechte fitting			Banjo naar banjofitting		
Buislengte, mm	Set	Inbegrepen onderdelen	stuks	Set	Inbegrepen onderdelen	stuks	Set	Inbegrepen onderdelen	stuks
150	5693 066-011			5693 067-011			5693 068-011		
		5693 066-01[1)]	1		5693 067-01[1)]	1		5693 068-01[1)]	1
		5692 063-01	1		5692 063-01	1		5692 063-01	1
		5692 063-02	1		5692 063-02	1		5692 063-02	1
		5692 063-03	2		5692 063-03	1		5692 063-05	1
		5692 063-04	1		5692 063-05	1		5692 063-06	2
		5692 063-08	2		5692 063-06	1		5692 063-07	1
					5692 063-07	1		5692 063-08	4
					5692 063-08	3			
200	5693 066-021			5693 067-021			5693 068-021		
		5693 066-02[1)]	1		5693 067-02[1)]	1		5693 068-02[1)]	1
		5692 063-01	1		5692 063-01	1		5692 063-01	1
		5692 063-02	1		5692 063-02	1		5692 063-02	1
		5692 063-03	2		5692 063-03	1		5692 063-05	1
		5692 063-04	1		5692 063-05	1		5692 063-06	2
		5692 063-08	2		5692 063-06	1		5692 063-07	1
					5692 063-07	1		5692 063-08	4
					5692 063-08	3			
250	5693 066-031			5693 067-031			5693 068-031		
		5693 066-03[1)]	1		5693 067-03[1)]	1		5693 068-03[1)]	1
		5692 063-01	1		5692 063-01	1		5692 063-01	1
		5692 063-02	1		5692 063-02	1		5692 063-02	1
		5692 063-03	2		5692 063-03	1		5692 063-05	1
		5692 063-04	1		5692 063-05	1		5692 063-06	2
		5692 063-08	2		5692 063-06	1		5692 063-07	1
					5692 063-07	1		5692 063-08	4
					5692 063-08	3			
300	5693 066-041			5693 067-041			5693 068-041		
		5693 066-04[1)]	1		5693 067-04[1)]	1		5693 068-04[1)]	1
		5692 063-01	1		5692 063-01	1		5692 063-01	1
		5692 063-02	1		5692 063-02	1		5692 063-02	1
		5692 063-03	2		5692 063-03	1		5692 063-05	1
		5692 063-04	1		5692 063-05	1		5692 063-06	2
		5692 063-08	2		5692 063-06	1		5692 063-07	1
					5692 063-07	1		5692 063-08	4
					5692 063-08	3			

[1)] Slang. Niet afzonderlijk te bestellen.

Andere onderdelen zijn afzonderlijk te bestellen. Minimum bestelhoeveelheid is 2 stuks.

Inbegrepen onderdelen



VDI koelwater plug G1/8"x 0.907 — 5692 063-01



VDI plug, gesloten — 5692 063-02



G1/8"x 0.907 — 5692 063-03



M10x1.5 — 5692 063-04



M10x1.5 — 5692 063-05



G1/8"x 0.907 — 5692 063-06



G1/4"x 1.337 - G1/8"x 0.907 — 5692 063-07



Ring (M10) — 5692 063-08

INFORMATIE:
Deze koelmiddelaansluitset vervangt CoroTurn HP buizen (en verlengbuisadapter 5692 067-01) 5693 065-01, 5693 065-02, 5693 065-03. "CoroTurn HP aansluitset" (5692 070-01) is nog steeds leverbaar; ø 6 mm koperen of stalen buisaansluiting met toebehoren; (5692 061-01) en (5692 062-01).

Koelvloeistofaansluitingen

	Voor opname diameter		Afmetingen, mm		
	$DCON_{MS}$	**Bestelnummer**	CZC_{MS}	CZC_{WS}	OAL
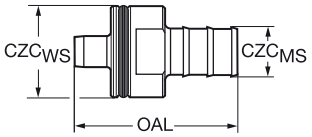	6	**CS-060-054**	5.4	6.0	25.0
	8	**CS-080-066**	6.6	8.0	28.5
	10	**CS-100-086**	8.6	10.0	28.5
	12	**CS-120-086**	8.6	12.0	38.0
	16	**CS-160-137**	13.7	16.0	40.0
	20	**CS-200-137**	13.7	20.0	40.0
	25	**CS-250-137**	13.7	25.0	44.0

Coromant Capto®

Drie systemen in één

Toepassing

- Coromant Capto werkt in alle machinetypen:
- Draaicentra - snelwissel en hogedruk toevoer van koelmiddel.
- Multi-task machines en bewerkingscentra - roterende spil koppeling, modulair gereedschapssysteem en snelwissel.
- Leverbaar in zes maten en dus is er altijd een flexibele Coromant Capto oplossing voor al uw behoeften: C3-C10



Voordelen en kenmerken

- Flexibel met uitgebreide modulariteit
- Hoge basisstabiliteit en nauwkeurigheid
- Geminimaliseerde gereedschapsvoorraad
- Minder set-up tijd
- Groot draaimomentoverdracht
- Hoge buigsterkte
- Snelwissel en geautomatiseerde gereedschapwisseling
- Geavanceerde spuitmond technologie voor een betrouwbaar proces, zelfs bij lage druk
- Toevoer van hogedruk koelmiddel door het gereedschap, van machine tot snijkant
- Gebalanceerd en concentrisch
- Zelfcentrerend

Quick change

- Draaicentra
- Verticale draaibanken

Coromant Capto opspaneenheden en aangedreven gereedschapshouders verminderen insteltijd en gereedschapswisseltijd voor maximaal machinegebruik.

Geïntegreerde spil

- Multi-task machines
- Verticale draaibanken
- Bewerkingscentra met draaioptie

Coromant Capto, geïntegreerd in de spil, voegt stabiliteit en veelzijdigheid toe.

Modulair systeem

- Bewerkingscentra
- Multi-task machines
- Verticale draaibanken

Coromant Capto machinekoppeling adapters in combinatie met extensie- en reductie-adapters maken het assembleren van gereedschappen met verschillende lengtes en uitvoeringen mogelijk, ongeacht de machinekoppeling.

Coromant Capto® -serie

Het Coromant Capto-programma omvat machinekoppelingadapters, opspaneenheden, gereedschapshouders, geïntegreerde snijgereedschappen, adapters en spantangen.



Montageklem

Basis van montageklem
Codenummer:

391.500

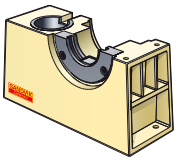

Basis van montageklem voor spanhulzen
Codenummer:

391.501

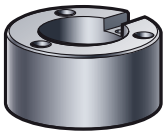

Bestelnummer	
	
Bus	**Voor houdertype, afm.**
391.540-C3	Coromant Capto maat C3
391.540-C4	Coromant Capto maat C4
391.540-C5	Coromant Capto maat C5
391.540-C6	Coromant Capto maat C6
391.540-C8	Coromant Capto Grootte C8
391.540-C10	Coromant Capto maat C10
391.540-HA04	HSK 40 Vorm A/C
391.540-HA05	HSK 50 Vorm A/C
391.540-HA06	HSK 63 Vorm A/C
391.540-HA08	HSK 80 Vorm A/C
391.540-HA10	HSK 100 Vorm A/C
391.540-30	MAS-BT/CAT/ISO 30
391.540-40	MAS-BT/CAT/ISO 40
391.540-50	MAS-BT/CAT/ISO 50

Bestelnummer		
		
Flens	**Kraag**	**Voor houdertype, afm.**
391.510-140 50	391.530-C3	Coromant Capto maat C3
391.510-140 50	391.530-C4	Coromant Capto maat C4
391.510-140 50	391.530-C5	Coromant Capto maat C5
391.510-140 50	391.530-C6	Coromant Capto maat C6
391.510-140 50	391.530-C8	Coromant Capto Grootte C8
	391.530-C10*	Coromant Capto maat C10
391.510-HA04		HSK 40 Vorm A
391.510-HA05		HSK 50 vorm A
391.510-HA06		HSK 63 vorm A
391.510-HA08		HSK 80 vorm A
391.510-HA10		HSK 100 vorm A
391.510-HA12		HSK 125 vorm A
391.510-55 30		MAS-BT 30
391.510-55 40		MAS-BT 40
391.510-55 50		MAS-BT 50
391.510-562-40		BIG-PLUS, MAS-BT 40
391.510-562-50		BIG-PLUS, MAS-BT 50
391.510-140 40		DIN 69871/40, ANSIB 5.50-40. ISO7388/1-40, CAT 40
391.510-140 50		DIN 69871/50, ANSIB 5.50-40. ISO7388/1-50, CAT 50
391.510-540 40		BIG-PLUS DIN69871/1-40, BIG-PLUS 7388/1-40, CAT 40
391.510-540 50		BIG-PLUS DIN69871/1-50, BIG-PLUS 7388/1-50, CAT 50
391.510-00 40		DIN 2080-40/NMTB 40
391.510-00 50		DIN 2080-50/NMTB 50
A391.510-45 40		ANSIB 5.50-2009, CAT-V 40-2009
A391.510-45 50		ANSIB 5.50-2009, CAT-V 50-2009
A391.510-545 40		BIG-PLUS ANSIB 5.50-2009, CAT-V 40-2009
A391.510-545 50		BIG-PLUS ANSIB 5.50-2009, CAT-V 50-2009

Opmerking: sleutel wordt meegeleverd met de bus.

* Gecombineerde kraag en flens

Montageklem 391.500

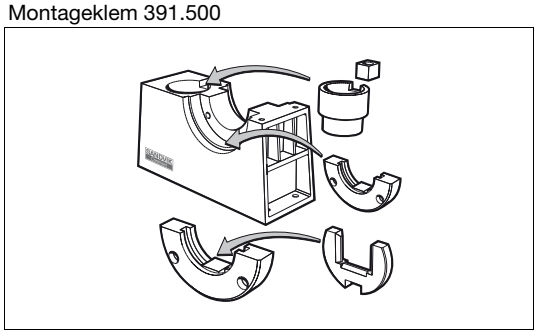

Kies de flens, kraag en bus passend bij te monteren gereedschap.

Spaninrichting 391.501 voor het onderhoud van gereedschappen met Coromant Capto- en HSK-koppelingen.

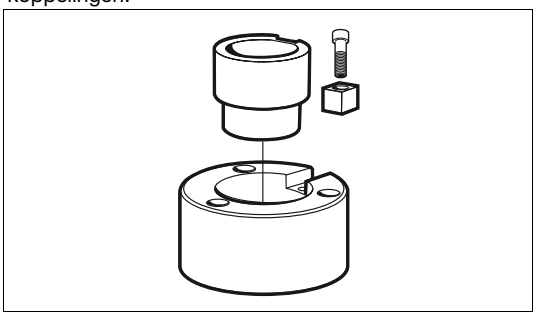

Kies de bus passend bij de koppeling.
De montageklem dient aan de bank te worden vastgezet met drie inbusschroeven (niet geleverd bij de montageklem)

Gereedschapswagen voor Coromant Capto

Quick change gereedschap



1. Bakdrager
2. Gereedschapsbakken
3. Voorgevormde gereedschapshouders (moeten apart worden besteld)

Bestelnummer	Set bestaat uit:		
CCW-KIT	TC-0	4 stuks	Gereedschapbakken
	TCC-2	4 paar	Frame dragers voor gereedschapbak

Voor het bestellen van een complete wagen 1 stuks CCW-KIT + gereedschapshouders

Tafelstandaard



Bestelnummer
BS-KIT

Voor het bestellen van een complete werkbankstandaard: 1 stuks BS-KIT + voorgevormde kunststof gereedschapshouders

Voorgevormde kunststof gereedschapshouders - moeten apart worden besteld



Bestelnummer	Breedte (B)	Max. aantal kopplingsgrootte
C3-IC-1	58	C3 = 9
C4-IC-1	58	C4 = 9
C5-IC-1	65.5	C5 = 8
C6-IC-1	81.5	C6 = 6
C8-IC-1	105	C8 = 5
C10-IC-1	120	C10 = 4

Cassettes (polygone zitting)

Coromant Capto®

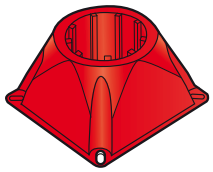

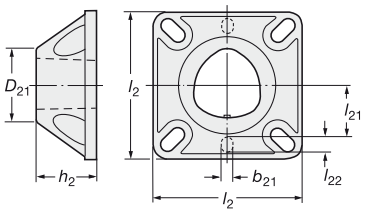

-4000
Kunststof opslagcassettes (rood)

-6000-B

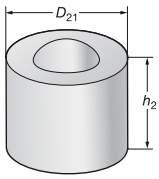

Aluminium blanks voor cassettes

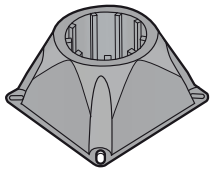

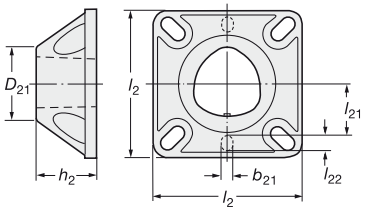

-5000
Hoge kwaliteit kunststof voor opslag in de machine (zwart)

Afmeting koppeling	Bestelnummer	Afmetingen, mm						Alle kunststof cassettes hebben een gatenpatroon van 17 mm, 20 mm, 25 mm en 1''.
			b_{21}	D_{21}	h_2	l_2	l_{21}	
C3	**C3-C-4000**	-	32	26	65	-	-	Hoogwaardige kunststofsoort. Rode kleur. Te gebruiken: - alleen voor opslag rechtop - met mechanisme type PL-01 voor opslag horizontaal en rechtop.
C4	**C4-C-4000**	6	50	39	74	26	8	
C5	**C5-C-4000**	6	50	39	74	26	8	
C6	**C6-C-4000**	8	80	63	116	41	10	
C8	**C8-C-4000**	8	80	63	116	41	10	
C4	**C4-C-5000**	6	50	39	74	26	8	Hoge kwaliteit versterkte kunststof (zwart). Voor opslag in de machine met mechanisme AL-01.
C5	**C5-C-5000**	6	50	39	74	26	8	
C6	**C6-C-5000**	8	80	63	116	41	10	
C8	**C8-C-5000**	8	80	63	116	41	10	
C10	**C10-C-5000**	8	100	80	150	60	68	
C6	**C6-C-6000-B**	-	120	63	-	-	-	Aliminium cassette blanks voor specifieke toepassing. Te gebruiken met AL-01.
C8	**C8-C-6000-B**		120	63	-	-	-	
C10	**C10-C-6000-B**		138	80	-	-	-	

Borgingsmechanisme voor cassettes

-PL

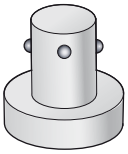

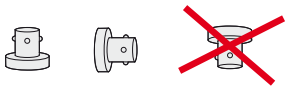

Passief vergrendelingmechanisme

Voor rechtopstaande of horizontale opslag. NOOIT ondersteboven.

-AL

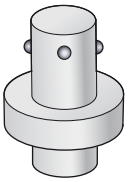

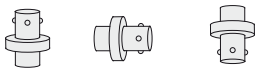

Actief vergrendelingmechanisme

Voor opslag in elke stand: rechtopstaand of ondersteboven, of horizontaal.

CZC	**Bestelnummer**	Trekkracht, N	
C4	**C4-PL-01**	55	Centraal passief vergrendelingssysteem. Klemmen met klemveer. Past direct in alle type 4000 cassettes
C5	**C5-PL-01**	120	
C6	**C6-PL-01**	150	
C8	**C8-PL-01**	240	

CZC	**Bestelnummer**	Aanbev. max. gewicht gereedschap kg	
C4	**C4-AL-01**	40	Actief vergrendelingsmechanisme – mechanische push actie. Past direct in alle type 5000/6000 cassettes.
C5	**C5-AL-01**	60	
C6	**C6-AL-01**	75	
C8	**C8-AL-01**	110	
C10	**C10-AL-01**	150	

CZC	**Bestelnummer**	Aanbev. max. gewicht gereedschap kg	
C6	**C6-AL-02**	75	Actief vergrendelingsmechanisme – mechanische push actie. Past direct in alle type 5000/6000 cassettes.
C8	**C8-AL-02**	110	

Montage-item

Trekgereedschap voor demontage van de polygoonhouder van handbediende en automatische spanhouders

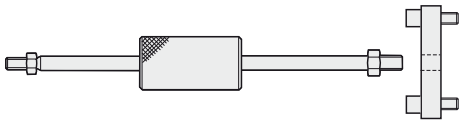

Trekgereedschap Trekgereedschap

NB: Trekgereedschap afzonderlijk bestellen.

CZC	Bestelnummer
C3	CC-ET-01
C4	CC-ET-01
C5	CC-ET-02
C6	CC-ET-02
C8	CC-ET-02

Trekker om de polygoonhuls te verwijderen uit de spanhouder-opspaneenheden, te gebruiken samen met CC-ET-01/02



CZC	Bestelnummer	Reserve onderdelen	
		Centerschroef	Omtrekschroef
C3	C3-WDT-01M	3214 030-463	5512 040-03
C4	C4-WDT-02	3214 030-464	5512 040-04
C5	C5-WDT-02	3214 030-516	5512 040-05
C6	C6-WDT-02	3214 030-516	5512 040-06
C8	C8-WDT-02	3214 030-516	3212 010-511

Afdekplug

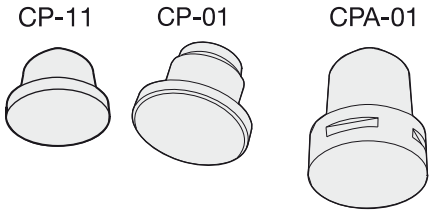

CZC	Bestelnummer		
	Handbediend	Automatisch	Type 3000
C3	C3-CP-01	-	C3-CP-11
C4	C4-CP-01	C4-CPA-01	C4-CP-11
C5	C5-CP-01	C5-CPA-01	C5-CP-11
C6	C6-CP-01	C6-CPA-01	-
C8	C8-CP-01	C8-CPA-01	-
C10	-	C10-CPA-01	-

Meetinrichting



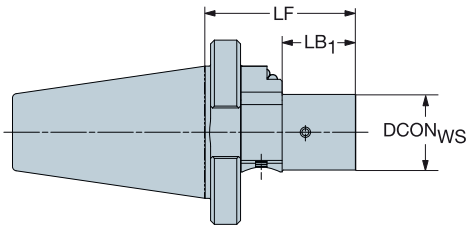

CZC_{MS}	CZC_{WS}	Bestelnummer	Afmetingen, mm					
			$DCON_{WS}$	LF	LB_1	BD_1	BD_2	KG
50.0	C3	C3-PMU-I50	32	75.0	36.0	32.0	97.5	3.02
	C4	C4-PMU-I50	40	80.0	39.0	40.0	97.5	3.21
	C5	C5-PMU-I50	50	90.0	45.0	50.0	97.5	3.60
	C6	C6-PMU-I50	63	107.0	56.0	63.0	97.5	4.42
	C8	C8-PMU-I50	80	127.0	60.0	80.0	97.5	5.80

Montage-item

Meetinstrumenten

Positie controleren voor grippers

De richting van de spil

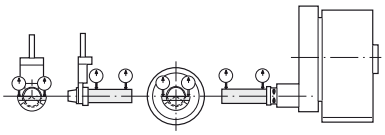

Het Coromant Capto systeem garandeert een uitstekende repeteernauwkeurigheid, maar die kan alleen worden benut als de verschillende andere componenten van het totale bewerkingsproces ook correct en nauwkeurig worden gepositioneerd.

Coromant levert een reeks meetinstrumenten voor axiale instelling en instelling van de hartlijnhoogte voor de verschillende koppelingsgrootten. Gebruik hiervan wordt ten zeerste aanbevolen voor het instellen van belangrijke parameters zoals:

Hartlijn v.d. beitelhouder

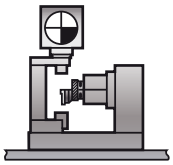

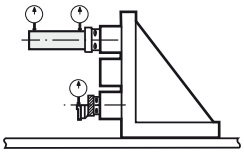

- De hartlijn van de gereedschaphouder
- Spil orientatie
- De gereedschappositie voor grippers
- Centerhoogt gereedschap en positie van de snijkant (f1 en l1 afmetingen). In een instelapparaat kunnen maten worden gebruikt
- Opspanning werkstukken

Instelling gereedschap

Geometrische controle opspanning werkstuk

Axiaal meetinstrument

Meetinstrument MAS-11

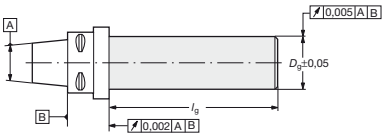

Afmeting koppeling	Bestelnummer	Afmetingen, mm D_g	l_g
C3	**C3-MAS-11**	25	160
C4	**C4-MAS-11**	25	160
C5	**C5-MAS-11**	32	210
C6	**C6-MAS-11**	40	315
C8	**C8-MAS-11**	40	315
C10	**C10-MAS-11**	60	420

Meetinstrument voor hartlijnhoogte

Meetinstrument MAS-01

(Polygoon)

Groef voor gripper

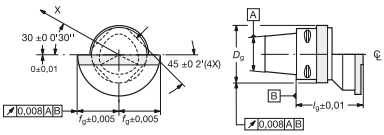

Afmeting koppeling	Bestelnummer	Afmetingen, mm f_g	l_g	D_g
C3	**C3-MAS-01**	22	40	34
C4	**C4-MAS-01**	27	50	42
C5	**C5-MAS-01**	35	60	52
C6	**C6-MAS-01**	45	65	65
C8	**C8-MAS-01**	55	80	82
C10	**C10-MAS-01**	65	100	102

Meetinstrument voor hartlijnhoogte

Afmeting koppeling	Bestelnummer	Afmetingen, mm l_g	D_g
C4	**C4-MAS-25 140**	140	25
C5	**C5-MAS-32 145**	145	32
C6	**C6-MAS-40 180**	180	40
C8	**C8-MAS-40 240**	240	40

Momentsleutels

Coromant Capto®

Momentsleutel voor handmatige opspaneenheden, snelwissel

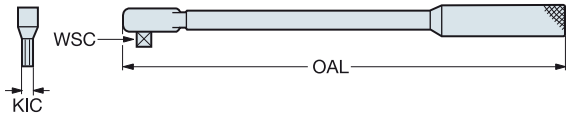

	Momentsleutel				Sleuteladapter Statische unit		Aangedreven unit	
		Afmetingen, mm						
CZC	Bestelnummer	Koppelbereik, Nm	WSC	OAL	Bestelnummer	KIC	Bestelnummer	KIC
C3	C-TK-01M	20-100	1/2"	400	5680 035-14	8	5680 035-17	5
C4	C-TK-01M	20-100	1/2"	400	5680 035-06	10	5680 035-14	8
C5	C-TK-01M	20-100	1/2"	400	5680 035-07	12	5680 035-06	10
C6	C-TK-01M	20-100	1/2"	400	5680 035-07	12	5680 035-07	12
C8	C-TK-02	40-200	1/2"	520	5680 035-07	12		
C10	C-TK-03	60-300	1/2"	620	5680 035-10	17		

Momentsleutel voor modulaire assemblages, klemming door middel van centrale bout

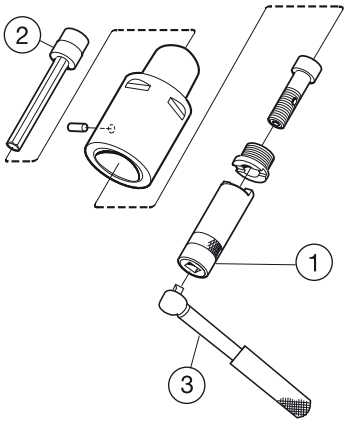

	3. Momentsleutel	Afmetingen, mm			2. Verlengsleutel		1. Borgmoersleutel
CZC	Bestelnummer	Koppelbereik, Nm	WSC	OAL	Bestelnummer	KIC	Bestelnummer
C3	C-TK-02	40-200	1/2"	345	5680 015-05	8	5680 065-13
C4	C-TK-02	40-200	1/2"	345	5680 015-05	8	5680 065-10
C5	C-TK-02	40-200	1/2"	345	5680 015-01	10	5680 065-11
C6	C-TK-02	40-200	1/2"	345	5680 015-02	14	5680 065-12
C8	C-TK-02	40-200	1/2"	440	5680 015-02	14	5680 065-12
C10	C-TK-04	80-400	3/4"	683	5680 015-06	17	5680 065-14

Te kalibreren volgens ISO 6789, nauwkeurigheid binnen 4%

Momentsleutels

Aanbevolen draaimoment

Coromant Capto aandraaimoment:

Handbediende spanhouder-units type NC2000 en NC3000

CZC	Draaimoment Nm
C3	35
C4	50
C5	70

Coromant Capto aandraaimoment:

Handbediende spanhouder-units en aangedreven gereedschappen met excenter mechanisme.

CZC	Draaimoment Nm
C3	35
C4	50
C5	70
C6	90
C8	130
C10	285

Coromant Capto® benodigde druk:

Hydro-mechanische spanhouder-units type 5000

CZC	**Opspanning** Druk, bar	**Uitwerpen** Druk, bar
C4	100	100
C5	80	80
C6	80	80
C8	80	80
C10	80	80

Vereiste oliestroom in alle gevallen: 6 l/min

Coromant Capto® basishouders

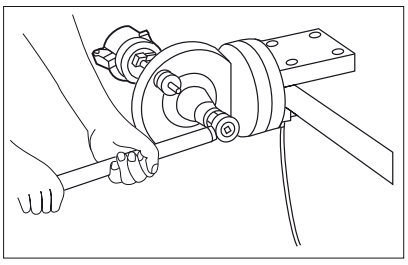

Klemming dmv centrale bout

CZC	Draaimoment Nm
C3	45
C4	55
C5	95
C6	170
C8	170
C10	380

Centerhoogte tool setter

Het nieuwe instelgereedschap kan worden gebruikt voor het instellen van de juiste harthoogte van de snijkant voor cilindrische CoroTurn® SL boorbaren.

Procedure voor correct gebruik:

- Bevestig het instelgereedschap op de gekartelde rand van de cilindrische boorbaar
- Draai de boorbaar in de juiste positie
- Wanneer de luchtbel zich in het midden bevindt, is de baar parallel en gereed voor gebruik

Het gemakkelijk te gebruiken instelhulpmiddel biedt een snelle en eenvoudige methode voor het bereiken van de juiste instelling van grote boorbaren met een lengte van meer dan 25 mm (984 inch) diameter. Dit instelgereedschap kan ook worden gebruikt voor baren in multi-task machines.

Bestelcode: SL-CHS-01

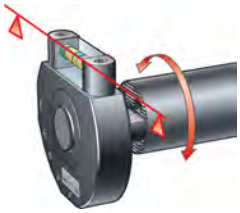

Bevestig de baar m.b.v. de gekartelde rand.



Draai de baar om de juiste harthoogte te bereiken



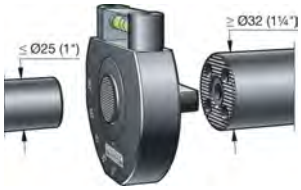

Wanneer de luchtbel zich in het midden bevindt, is de baar parallel.

Afdekplaat



Toebehoren (afzonderlijk te bestellen)

CZC_{WS}	Bestelcode
25	SL25-CP
32	SL32-CP
40	SL40-CP

Montagegereedschap

Koppelinformatie voor CoroTurn® SL adapters





Afmeting	Bit	Sleutelmaat	Momentsleutel	Draaimoment Nm
16	**5680 111-01**	3/32"	**5680 105-02**	2.0 Nm
20	**5680 111-01**	7/64"	**5680 105-02**	2.8 Nm
25	**5680 110-01**	3mm	**5680 105-05**	3.7 Nm
32	**5680 110-01**	4mm	**5680 105-06**	8.8 Nm
40	**5680 110-01**	5mm	**5680 099-01**	17 Nm
70	**5680 035-11**	6mm	**C-TK-01M**	30 Nm

Zeskantbits

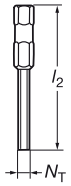



Bit	OAL mm	OAL Inch	Metrische box N_T mm	Inch box N_T Inch
5680 110-01	50	1.969	1.5, 2.0, 2.5, 3.0, 4.0, 5.0, 6.0	
5680 111-01	50	1.969		1/16", 5/64", 3/32", 7/64", 1/8", 9/64", 5/32", 3/16", 7/32", 1/4"

Montagegereedschap

Informatie

Om de beste prestaties uit onze gereedschappen te halen, vooral bij afsteken en groefsteken, is het van groot belang het juiste aandraaikoppel voor de wisselplaat te gebruiken.
In het Sandvik Coromant assortiment zijn vier metrische momentsleutels met bits voor verschillende Torx Plus groottes beschikbaar.

5680 105-01
5680 105-02
5680 105-03
5680 105-04



5680 105-05
5680 105-06
5680 105-07
5680 105-08



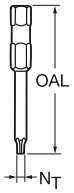

Momentsleutel	Momentbereik Nm	Handvat
5680 105-01	0.3 - 1.2	Recht
5680 105-02	1.2 - 3.0	Recht
5680 105-05	3.0 - 6.0	Onder een hoek
5680 105-06	4.0 - 8.8	Onder een hoek

Bit	OAL mm	N_T Torx Plus
5680 084-01	50	8IP
5680 084-02	50	15IP
5680 084-03	89	15IP
5680 084-04	50	7IP
5680 084-05	50	9IP
5680 084-06	50	10IP
5680 084-07	50	20IP
5680 084-08	89	20IP
5680 084-09	89	25IP
5680 084-10	89	30IP
5680 084-11	50	6IP
5680 084-12	80	27IP
5680 084-13	35	50IP

Bit	OAL mm	N_T Torx Plus
5680 084-14	50	30IP
5680 084-15	25	15IP
5680 084-16	25	30IP
5680 084-17	25	6IP
5680 084-18	25	7IP
5680 084-19	25	8IP
5680 084-20	25	9IP
5680 084-21	25	10IP
5680 084-22	25	20IP
5680 084-23	25	25IP
5680 083-01	25	HEX3
5680 083-04	50	HEX2,5

Algemene informatie

CoroTurn® SL

Modulair systeem van adapters met verwisselbare snijkoppen

B

Toepassing

- Voor inwendig en uitwendig draaien, groefsteken en draadsnijden
- Perfect in combinatie met Silent Tools™ dempende kotterbaren bij bewerkingen die een lange uitsteeklengte vragen of waarbij trilling moeten worden voorkomen
- Voor alle materiaalgroepen

C



Voordelen en kenmerken

- De ingenieuze Serration Lock (SL)-koppeling is buitengewoon robuust. Hiermee kunt u op basis van een kleine voorraad adapters en snijkoppen een grote verscheidenheid aan gereedschapscombinaties maken
- Adapters verkrijgbaar voor zowel inwendige als uitwendige bewerkingen
- De hoge-precisie spuitmonden op de snijkoppen brengen het koelmiddel exact op de juiste plaats, voor een goede spaanbreking en een lange standtijd
- Gereedschapsslijtage treedt uiteindelijk voornamelijk aan de verwisselbare kop op, waardoor de levensduur van de snelwisseladapter wordt verlengd met Coromant Capto®
- Adapters met inwendige koeling voor efficiënte koelmiddeltoevoer

D

E

CoroTurn® SL is in vier verschillende systemen verdeeld:

F

1. Snijkoppen, schachthouders en adapters



2. CoroTurn® SL70 voor profieldraaien en uitkameren



3. Snelwissel voor grote gatdiameters



4. Snelwissel voor kleine gatdiameters



G

H



F2

SANDVIK Coromant

Moderne snijmaterialen

In wisselplaten met negatieve en positieve basisvorm

Boronnitride (CBN):

Uniek CBN-kwaliteitsprogramma voor draaien van harde onderdelen (HPT) met materialen die zijn ontworpen voor hoge prestaties op het bedoelde toepassingsgebied.

T-Max® P
CoroTurn® 107
CoroTurn® TR



Keramiek

Het keramische programma omvat oplossingen voor bewerken van gietijzer, hittebestendige superlegeringen en geharde materialen.

T-Max®



Polykristallijn diamant (PCD)

Effectief bij de bewerking van non-ferrometalen.

CoroTurn® 107
T-Max®



Wiper

Wisselplaten voor verhoogde productiviteit

Voor verhoogde voedingssnelheden zonder dat deze de oppervlakteafwerking beïnvloeden

Wiper

Met hoekradiusuitvoering van wiper wisselplaten kan op hoge voedingssnelheden worden gewerkt zonder dat hierdoor de oppervlakteafwerking of de spaanbreking wordt beïnvloed.

- Twee keer de voedingssnelheid - zelfde oppervlakteafwerking
- Dezelfde voeding - een twee keer zo goede oppervlakteafwerking



iLock™

Voorkomt wisselplaatbeweging voor verbeterde bewerkingsprestaties

Toepassing

- Hoge maatnauwkeurigheid
- Lange standtijd
- Goede spaanbeheersing

Gereedschappen met iLock-uitvoering hebben rails of vertandingen op de gereedschapshouder en corresponderende sleuven op de wisselplaat voor een vaste borging. Dit voorkomt dat de snijkrachten de positie van het gereedschap beïnvloeden.

iLock®
ingenious locking interface



Krachten veroorzaken microbewegingen van de wisselplaat in de zitting.



Dankzij de koppeling met T-rails op de CoroTurn TR blijft de wisselplaat vast op de juiste positie.

CNSC

Koelmiddelinvoer code

Bestel-nummer	Beschrijving	Afbeelding
0	Zonder koelmiddel	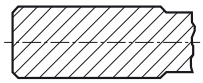
1	Axiale concentrische toevoer	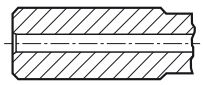
2	Radiale toevoer	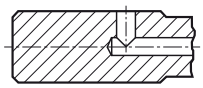
3	Axiale concentrische en radiale toevoer	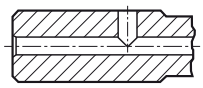
4	Axiale concentrische toevoer op cirkel	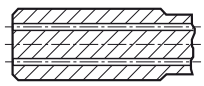
5	Radiale toevoer voor adapter	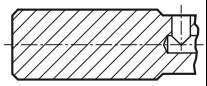
6	Decentraal via flens	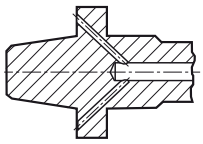
7	Decentraal via flens en axiaal	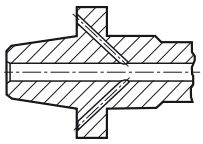
8	Decentraal oversleuven op de schacht	

CXSC

Koelmiddeluitgang code

Bestel-nummer	Beschrijving	Afbeelding
0	Geen koelmiddeluitgang	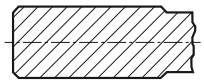
1	Axiale concentrische uitgang	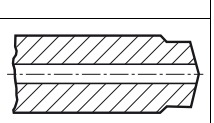
2	Radiale uitgang	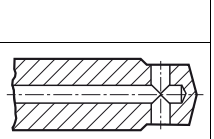
3	Axiale schuine uitgang	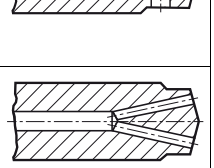
4	Axiaal concentrisch op cirkel	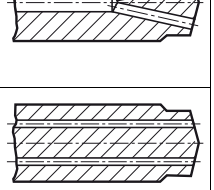
5	Axiale schuine uitgang met spuitmond, verstelbaar	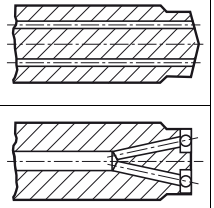
6	Decentrale uitgang met spuitmond, verstelbaar	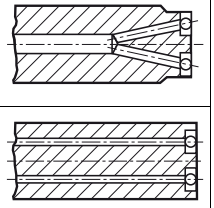
7	Decentraal oversleuven op de schacht	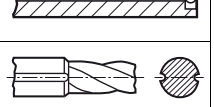
8	Axiaal of decentraal met spuitmond, verstelbaar	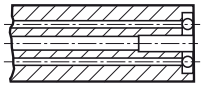

Precisie koelmiddeltoevoer
Opnames met spuitmonden ontworpen voor precisiekoelmiddel

Voor spaanbeheersing, procesveiligheid en langere standtijd





Ontworpen voor koelmiddeldrukken tot 275 bar (4000 psi)

Sandvik Coromant's vaste, vooraf gerichte precisiespuitmonden van de CoroTurn HP creëren parallelle koelmiddelstralen die met hoge snelheid de juiste plaats op de snijkant van de wisselplaat besproeien. Het zijn de nauwkeurigheid en het karakter van deze stralen die het verschil in spaanbeheersing en procesbetrouwbaarheid maken. Het positieve effect begint al bij een lage koelmiddeldruk, maar hoe hoger de druk, des te veeleisender materiaal met succes kan worden bewerkt.

Algemene draaiwisselplaten

C	N	M	G	12	04	08	–			–	PF
1	2	3	4	5	6	7		8	9		12

1 Wisselplaatvorm

C		D	
K		R	
S		T	
V		W	

2 Vrijloophoek wisselplaat

B	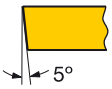	C	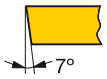
E	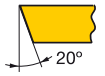	N	
P	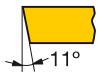	O	Specifieke beschrijving

3 Toleranties

Klasse	S	IC / W1
G	±0.13	±0.025
M	±0.13	±0.05 – ±0.15[1)]
U	±0.13	±0.08 – ±0.25[1)]
E	±0.025	±0.025

[1)]Varieert afhankelijk van de afmeting van iC. Zie hierna.





Ingeschreven cirkel	Tolerantieklasse	
IC mm	M	U
3.97 5.0 5.56 6.0 6.35 8.0 9.525 10.0	±0.05	±0.08
12.0 12.7	±0.08	±0.13
15.875 16.0 19.05 20.0	±0.10	±0.18
25.0 25.4	±0.13	±0.25
31.75 32.0	±0.15	±0.25







Voor positieve wisselplaten geldt *iC* voor een scherpe hoek. Zie snijkant conditie F. (afbeelding 8).

4 Wisselplaattype

A		Q	
G		R	
M		T	
N		W	
P		X	 Speciale uitvoering

5 Wisselplaatafmeting

C	D	R	S	T	V	W
						
06 09 12 16 19 25	06 07 11 13 15	05 08 09 10 12 15 16 19 20 25 31 32	09 12 15 19 25	05 06 11 16 22 27 33	11 13 16 22	02 04 06 08

SANDVIK Coromant

Algemene draaiwisselplaten

6 Wisselplaatdikte, S mm

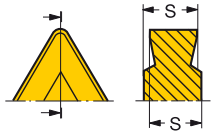

01	S = 1.59
T1	S = 1.98
02	S = 2.38
03	S= 3.18
T3	S = 3.97
04	S = 4.76
05	S = 5.56
06	S = 6.35
07	S = 7.94
09	S = 9.52
10	S = 10.00
12	S = 12.00

7 Neusradius, RE mm



00* = 0
01 = 0.1
02 = 0.2
04 = 0.4
05 = 0.5
08 = 0.8
10 = 1.0
12 = 1.2
15 = 1.5
16 = 1.6
24 = 2.4
32 = 3.2

8 Conditie snijkant

F		Scherpe snijkant
A		ER behandeld, snijkant (ANSI)
E		ER-bewerkte snijkant
T		Negatieve fase
K		Dubbele negatieve fasen
S		Negatieve fase en ER-bewerkte snijkant

9 Uitvoering

R		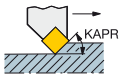	Voeding
L	Voeding	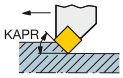	
N	Voeding	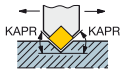	Voeding

12 Optie van de fabrikant

De ISO code bestaat uit negen symbolen, inclusief 8 en 9 die alleen worden gebruikt indien nodig. Aanvullend kan de fabrikant nog drie symbolen toevoegen b.v.

- WF = Wiper - nadraaien
- WMX = Wiper, gemiddelde bewerking
- PF = ISO P - nabewerken
- PR = ISO P - voorbewerken
- HGR = Spaanbreker voor verwijdering van geharde laag

7 * Code op ronde wisselplaten

Code 00 of M0 op positie 7 wordt gebruikt op ronde wisselplaten in de metrische code. M0 betekent dat de diameter van de wisselplaat een metrische even dimensie heeft. In de inch-code voor ronde wisselplaten, wordt positie 7 niet gebruikt. Deze is leeg.

Wisselplaten geavanceerde snijmaterialen

C	N	G	A	12	04	08	T	010	20	R	A	WG
1	2	3	4	5	6	7	8	9	10	11	12	13

1 Wisselplaatvorm

C		D	
K		R	
S		T	
V		W	

2 Vrijloophoek wisselplaat

B	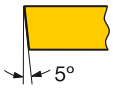	C	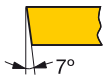
E		N	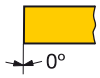
P		O	Specifieke beschrijving

3 Toleranties

Klasse	S	IC / W1
G	±0.13	±0.025
M	±0.13	±0.05 – ±0.15[1)]
U	±0.13	±0.08 – ±0.25[1)]
E	±0.025	±0.025

[1)]Varieert afhankelijk van de afmeting van iC. Zie hierna.





Ingeschreven cirkel IC mm	Tolerantieklasse M	U
3.97 5.0 5.56 6.0 6.35 8.0 9.525 10.0	±0.05	±0.08
12.0 12.7	±0.08	±0.13
15.875 16.0 19.05 20.0	±0.10	±0.18
25.0 25.4	±0.13	±0.25
31.75 32.0	±0.15	±0.25







Voor positieve wisselplaten geldt *iC* voor een scherpe hoek. Zie snijkant conditie F. (afbeelding 8).

4 Wisselplaattype

A		Q	
G		R	
M		T	
N		W	
P		X	 Speciale uitvoering

5 Wisselplaatafmeting

C	D	R	S	T	V	W
						
06 09 12 16 19 25	06 07 11 15	05 08 09 10 12 15 16 19 20 25 31 32	09 12 15 19 25	05 06 11 16 22 27 33	11 16 22	06 08

6 Wisselplaatdikte, S mm

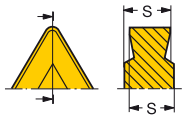

01	s =	1.59
T1	s =	1.98
02	s =	2.38
03	s =	3.18
T3	s =	3.97
04	s =	4.76
05	s =	5.56
06	s =	6.35
07	s =	7.94
09	s =	9.52
10	s =	10.00
12	s =	12.00

7 Neusradius, RE mm



00* = 0
01 = 0.1
02 = 0.2
04 = 0.4
05 = 0.5
08 = 0.8
10 = 1.0
12 = 1.2
15 = 1.5
16 = 1.6
24 = 2.4
32 = 3.2

8 Conditie snijkant

F		Scherpe snijkant
E (A)		ER-bewerkte snijkant A (inch) E (metrisch)
T		Negatieve fase
K		Dubbele negatieve fasen
S		Negatieve fase en ER-bewerkte snijkant

9 Fasebreedte

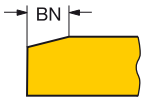

ISO mm
010 BN = 0.10
015 BN = 0.15
020 BN = 0.20
025 BN = 0.25
070 BN = 0.70
150 BN = 1.50
200 BN = 2.00

10 Hoek van de fase, graden

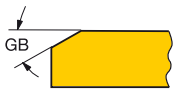

15 GB = 15°
20 GB = 20°
25 GB = 25°
30 GB = 30°
35 GB = 35°

11 Uitvoering van de wisselplaat

Wisselplaten die uitsluitend bestemd zijn voor bewerkingen in linkse of rechtse richting, worden als volgt aangegeven.

R	Rechtse uitvoering
L	Linkse uitvoering

12 Type wisselplaat (CBN)

Om aan meerdere bewerkingseisen te voldoen worden verschillende typen wisselplaten met CBN en PCD gefabriceerd. Om de verschillende typen makkelijk te kunnen onderscheiden gebruikt Sandvik Coromant een letter om de varianten mee aan te geven.

A	CBN, Multi-corner wisselplaten - Geheel verwisselbaar - CBN van boven tot onder op de hoeken van de hardmetalen plaat
B	CBN, Multi-corner wisselplaten - Geheel verwisselbaar -CBN gesoldeerd van boven tot onder op de hoeken van de hardmetalen plaat.
E	CBN, Wisselplaten met één punt - Niet verwisselbaar - CBN gesoldeerd op de bovenkant van één hoek van de hardmetalen plaatdrager
F	CBN, Multi-corner wisselplaten - Verwisselbaar - CBN gesoldeerd op elke hoek van de hardmetalen plaat
D	CBN, Bovenvlak geheel CBN - Verwisselbaar - CBN gesinterd op het gehele bovenvlak van de hardmetalen plaat
M	CBN, vol-CBN wisselplaten - Geheel verwisselbaar - Complete wisselplaat van CBN

13 Geometrie

HGR	Chip breaker for hardened layer removal
WG	Wiper geometrie voor algemeen bewerken Hoge voedingssnelheid mogelijk in HPT Geschikt voor nabewerken van GCI
WH	Wiper-geometrie geoptimaliseerd voor HPT Lage snijkrachten voor superieure oppervlakte-afwerking Ontworpen voor topprestaties bij HPT nabewerkings-voedingen.
XA/XB	Staat hogere voedingssnelheden toe dan andere wiper-geometrieën Behoud de oppervlakte-afwerking

7 * Code op ronde wisselplaten

Code 00 of M0 op positie 7 wordt gebruikt op ronde wisselplaten in de metrische code. M0 betekent dat de diameter van de wisselplaat een metrische even dimensie heeft. In de inch-code voor ronde wisselplaten, wordt positie 7 niet gebruikt. Deze is leeg.

Schachthouders en Coromant Capto® klemhouder-units

Snijmodule

C3	–	D	C	L	N	R	22	040	–	09	–	
1		2	3	4	5	6	9	10		11		12

Schachtgereedschap, metrisch

D	C	L	N	R	25	25	M	12	–	2
2	3	4	5	6	7	8	10	11		13

1 Koppelingsgrootte, mm

C = Coromant Capto®
DCON = koppelingsgrootte



CZC_{MS}	DCON
C3	32
C4	40
C5	50
C6	63
C8	80

Coromant Capto®

2 Klemsysteem

C	D	M, W	P	S
				
Klemming met spankap	Spankap en gatklemming (RC)	Spankap en gatklemming	Klemming in het gat	Schroefklemming

3 Wisselplaatvorm

C 	D 		
K 	R 		
S 	T 		
V 	W 		

4 Houderstijl instelhoek (intredehoek)

A 90° (0°) 	B 75° (15°) 	D 45° (45°) 	E 60° (30°) 	F 91° (-1°) 	G 91° (-1°) 	H 107.5° (-17.5°) 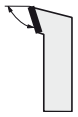
J 93° (-3°) 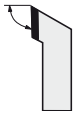	K 75° (15°) 	L 95° (-5°) 	M 50° (40°) 	N 62.5° (27.5°) 	R 75° (15°) 	
S 45° (45°) 	T 60° (30°) 	U 93° (-3°) 	V 72.5° (17.5°) 	Y(X) 85° (5°) 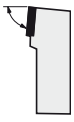	Y(Z) 85° (5°) 	

5 Vrijloophoek wisselplaat

B	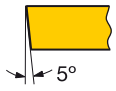	C	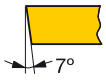
D		E	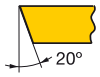
N		P	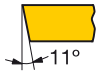
O Specifieke beschrijving			

6 Uitvoering

R 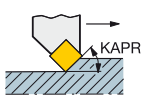

L 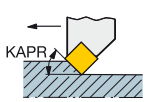

N 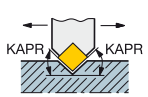

7 & 8 Schachtmaat (B, breedte en H, hoogte)

7 Schachthoogte — * Gehele getallen voorafgegaan met 0, bijv. H = 8 mm aangegeven door 08



8 Schachtbreedte — * Gehele getallen voorafgegaan met 0, bijv. B = 8 mm aangegeven door 08

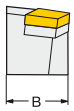

9 WF-dimensie, Coromant Capto®

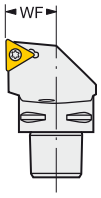

WF-dimensie in mm (2 cijfers)

10 Schachtgereedschapslengte

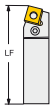

A = 32 mm	N = 150 mm
B = 40 mm	P = 170 mm
C = 50 mm	Q = 180 mm
D = 60 mm	R = 200 mm
E = 70 mm	S = 250 mm
G = 80 mm	T = 300 mm
H = 100 mm	U = 350 mm
J = 110 mm	V = 400 mm
K = 125 mm	W = 400 mm
L = 140 mm	
M = 150 mm	X = Speciaal

10 Coromant Capto® gereedschapslengte

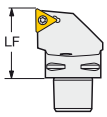

LF-dimensie in mm (3 cijfers)

11 Wisselplaatafmeting

Snijkantlengte

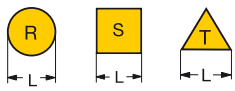

Snijkantlengte wordt aangegeven in mm.

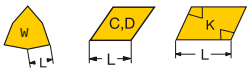

Integer (niet afgerond).

12 Optie van de fabrikant

Indien nodig kan een extra symbool van max. 3 letters toegevoegd worden aan de ISO-code, gescheiden door een streep, b.v. W voor wigtype.

13 Klemsysteem keramiek

-2 = CoroTurn® RC houders voor wisselplaten met gat

-4 = CoroTurn® RC houders voor wisselplaten zonder gat

Boorbaren

Coromant Capto® boorbaren

C3	–	S	C	L	C	R	–	11065	–	09	
1		5	6	7	8	9		13		10	11

Boorbaren

S	40	V	–	S	C	L	C	R	12		–	ID
2	3	4		5	6	7	8	9	10	11		12

1 Afmeting koppeling

C = Coromant Capto®
DCON = koppelingsgrootte

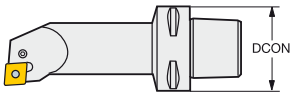

CZC_{MS}	DCON
C3	32
C4	40
C5	50
C6	63
C8	80

2 Type baar

A = Massief stalen baar met interne koelmiddeltoevoer

E = Hardmetalen baar

F = Hardmetalen baar met trillingdemper

S = Vaste stalen baar zonder koelvloeistof

3 Baardiameter, mm

03
04
05
06
08
10
12
16
20
24
28
32
36
40

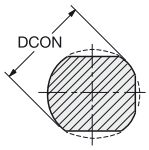

4 Gereedschapslengte, LF mm

Schachtgereedschap

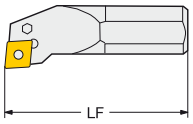

F =	80	S =	250
H =	100	T =	300
K =	125	U =	350
M =	150	V =	400
P =	170	W =	450
Q =	180	Y =	500
R =	200	X =	Speciaal

5 Klemsysteem

C	D	M,W	P	S
				
Klemming met spankap	Spankap en gatklemming (RC)	Spankap en gatklemming	Klemming in het gat	Schroefklemming

6 Wisselplaatvorm

C		D	
K		R	
S		T	
V		W	

7 Type boorbaar, instelhoek (intreedhoek)

F 91° (-1°)		J 93° (-3°)	
K 75° (15°)		L 95° (-5°)	
P 117.5° (-27.5°)		Q 107.5° (-17.5°)	
U 93° (-3°)		U-X 93° (-3°)	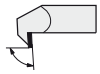

8 Vrijloophoek op hoofdsnijkant

B	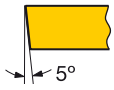	C	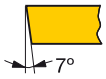
D		E	
N		O	Specifieke beschrijving
P			

9 Uitvoering

R

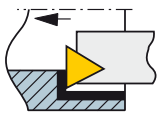

L

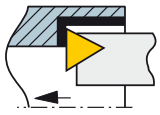

10 Snijkantlengte

Metrisch

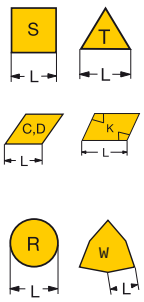

11 Optie voor de fabrikant

Indien nodig kan een extra symbool van max. 3 letters toegevoegd worden aan de ISO-code gescheiden door een streep, b.v.

C = Koelmiddel doorvoer mogelijkheid

D = Uitgebreide WF dimensie, + 1.0 mm (.04")

E = Uitgebreide WF dimensie, + 2.0 mm (.08")

F = Uitgebreide WF dimensie, + 3 mm (.12")

G = Gewijzigde afmetingen

L = Uitgebreide LF-dimensie

R = Ronde schacht

W = Wigtype

X = Trekkend kotteren

B1 = Voor wisselplaten met dikte 03 = 3,18 mm.

12 Klemsysteem Keramiek

ID = spankap met drukplaat

13 Coromant Capto klemhoudergrootte in mm

WF x LF

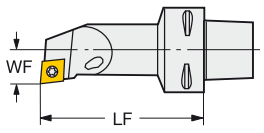

Voorbeeld
C4-SCLCR 11065-09
WF = 11 mm (2 cijfers)
WF = 065 mm (3 cijfers)

CoroTurn® Prime

Codesleutel voor wisselplaten



CP	–	A	11	08	–	M5	W	4325
1		2	3	4		5	6	7

1 Familienaam CoroTurn Prime
CP

2 Wisselplaattype
A = Variant voor lichte bewerking en profieldraaien
B = Variant voor voorbewerking

3 Wisselplaatgrootte, IC
11 = 11 mm

4 Neusradius
04 = 0.4 mm
08 = 0.8 mm

5 Wisselplaatgeometrie
L5 = Afwerking
M5 = Medium

6 W = Wiper (indien beschikbaar)
W

7 Hardmetaalsoort
4325

Codesleutel voor opnames

Coromant Capto®



C4	–	CP	–	30	A	R	–	WF	LFx	–	11	C
1		2		3	4	5		6	7		8	9

QS™-schacht



QS	–	CP	–	25	B	R	–	2020	–		11	B
1		2		3	4	5		6		7	8	9

1 Aansluitingstype (en grootte voor Coromant Capto)
C4 = Capto, grootte 4
QS = QS

2 Familienaam

3 Instelhoek
25 = 25 graden, KAPR
30 = 30 graden, KAPR

4 Wisselplaattype
A = Variant voor lichte bewerking en profieldraaien
B = Variant voor voorbewerking

5 Positionering van snijkant
R = rechts
L = links

6 Schachtgrootte
2020 = schachtgrootte HxB mm

6 WF Capto dimensie
WF = Voor Capto WF dimensies (2 cijfers)

7 LFx Capto dimensie
LFx = Voor Capto LF dimensies (3 cijfers)

8 Wisselplaatgrootte, IC
11 = 11 mm

9 Koelmiddeltype
A = Precisie koelmiddel (bovenkoeling)
B = Precisie koelmiddel (onderkoeling)
C = Precisie koelmiddel (boven- en onderkoeling)
Geen letter = Geen koelmiddel

CoroTurn® 300



Codesleutel voor wisselplaten

3	–	80	–	10	11	08	–	8	–	L4
1		2		3	4	5		6		7

1 Familienaam CoroTurn 300
3

2 Punthoek van wisselplaten
80 graden

3 Wisselplaatbreedte
10 = 10 mm

4 Wisselplaathoogte
11 = 11 mm

5) Neusradius, RE
04 = 0.4 mm
08 = 0.8 mm
12 = 1,2 mm

6 Aantal snijkanten
8

7 Wisselplaatgeometrie
L4 = Nabewerking
M5 = Medium
M5W = Medium wiper

Codesleutel voor opnames



Coromant Capto®

C4	–	3	–	80	–	L	R	27	050	–	10	C
1		2		3		4	5	6	7		9	10



QS™-schacht

QS	–	3	–	80	–	L	R	20	20	34	–	10	C
1		2		3		4	5	6	7	8		9	10

1 Aansluitingstype (en grootte voor Coromant Capto)
C4 = Capto, grootte 4
QS = QS

2 Familienaam
3

3 Punthoek van wisselplaten
80 graden

4 Instelhoek
L = 95 graden

5 Positionering van snijkant
R = rechts
L = links
N = neutraal

6 Schachthoogte
20 = 20 mm

6 WF Capto dimensie
WF = Voor Capto WF dimensie (2 cijfers bijv. 27)

7 Schachtbreedte
20 = 20 mm

7 LF Capto dimensie
LF = Voor LF Capto dimensie (3 cijfers bijv. 050)

8 Functionele lengte in mm

9 Wisselplaatbreedte in mm

10 Koelmiddeltype
A = Precisie koelmiddel (bovenkoeling)
B = Precisie koelmiddel (onderkoeling)
C = Precisie koelmiddel (boven- en onderkoeling)
Geen letter = Geen koelmiddel

CoroTurn® TR

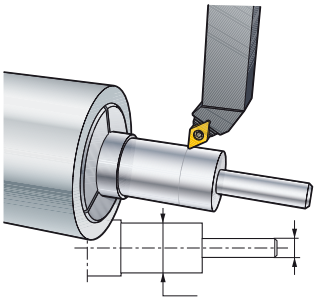

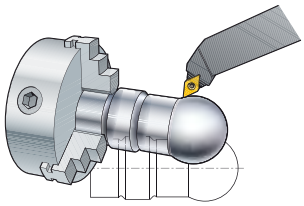

Profieldraaibewerkingen stellen hoge eisen aan de wisselplaat en de klemhouder als gevolg van variaties in de krachten. Dit kan problemen met verminderde werkstukkwaliteit geven bij middelmatig- tot nadraaien. De CoroTurn TR voorziet in een unieke ontwerpoplossing op dit gebied, met een innovatieve kleminterface voor een zeer secure en stabiele positionering van de wisselplaat in de wisselplaatzitting. Deze stevige positionering verbetert de kwaliteit en de productiviteit bij draaibewerkingen voor wisselplaten van het type V (35°) en D (55°).

Het nieuwe ontwerp garandeert dat wordt voldaan aan de kwaliteitseisen bij uitwendige bewerkingen en is zeer geschikt voor profieldraaien bij middelmatige- en nabewerkingen, voor een breed scala aan materialen.

Codesleutel voor wisselplaten

TR	-	D	C	13	04	-	F
1		2	3	4	5		6

1 Serienaam CoroTurn TR

2 Wisselplaatvorm

D=55° , V=35°

3 Vrijloophoek wisselplaat

C=7° , B=5°

4 Plaatgrootte

Snijkantlengte, 13 mm

5) Neusradius, RE

04 = 0.4 mm
08 = 0.8 mm
12 = 1,2 mm

2. Wisselplaatvorm **3/ 5. Vrijloophoek wisselplaat**

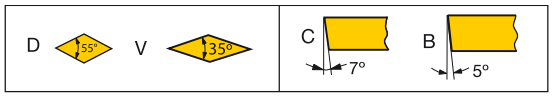

6 Wisselplaatgeometrie

F = Nabewerking
M = Middelmatige bewerking

Codesleutel voor schachthouder

Metrisch

TR	-	D	13	J	C	R	-	20	20	K
1		2	3	4	5	6		7	8	9

2 Wisselplaatvorm

D=55° , V=35°

3 Plaatgrootte

4 Houdertype, instelhoek

J=93°, N=63°

5 Vrijloophoek wisselplaat

C=7° , B=5°

6 Houdertype

R = rechts
L = links
N = neutraal

7 Schachthoogte, Hmm

9 Schachtbreedte, B mm

9 Schachtgereedschaplengte, LF mm

K = 125 mm
M = 150 mm
P = 170 mm

Coromant Capto®

TR	-	C4	-	D	13	J	C	R	-	27	050
1		10		2	3	4	5	6		11	12

10 Coromant Capto koppelingsgrootte

11 Coromant Capto WF dimensie mm

12 Coromant Capto gereedschaplengte, mm

CoroCut® 1-2-3 snijkanten

N	123	H	2	–	0400	–	00	04	–	TF
1	2	3	4		5		6	7		8

1 Uitvoering van de wisselplaat

R 

N 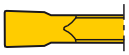

L 

2 Hoofdcode

123

3 Zittinggrootte

CoroCut® 1-2

D	G	K
E	H	L
F	J	M
		R

CoroCut® 3

T = Rechts snijdend

U = Links snijdend

Moet overeenkomen met de zittinggrootte van de houder.

Wisselplaatzitting uitwisselbaarheid:

Zittinggrootte wisselplaat	Afm., mm	Houder	Zittinggrootte wisselplaat	Afm., mm	Houder
D	1.5	D	H	4.0	H
E	2.0	E	J	5.0	J, H
F	2.5	F, E	K	6.0	K, J, H
G	3.0	G, F, E	L	8.0	L
			M	9.0	M
			R	15.0	R

4 Aantal snijkanten

1 of 2 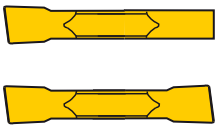

3 

5 Wisselplaatbreedte

B.v.: 0400 = 4.0 mm



6 Hoek voorzijde

B.v.: 00 = 0°
05 = 5°

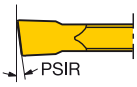

7 Neusradius

B.v.: 04 = 0.4 mm

08 = 0.8 mm

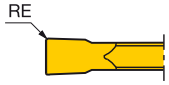

8 Geometrie-aanduiding

Eerste teken: soort bewerking

A = aluminium/profielbewerken

C = Afsteken

T = Draaien

G = Insteken

R = Profielfrezen

B = Blank

Tweede teken:

E = ER-bewerkte snijkant

F = Lage voeding

M = Gemiddelde voeding

R = Hoge voeding

O = Geoptimaliseerd voor speciale gebieden

S = Scherpe snijkant

G = Blank

CoroCut® 1-2-3 gereedschappen

Coromant Capto®

C4	–	R	F	123	E	15	–	27055	B
1		2	3	4	5	6		7	8

Schachthouder

R	F	123	E	08	–	1616	B	–	007	064	B
2	3	4	5	6		7	8		10	12	13

Blad

N	123	F	55	–	25	A	2
2	4	5	6		7	8	9

1 Afmeting koppeling

C = Coromant Capto®
DCON = koppelingsgrootte

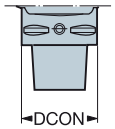

	DCON mm
C3	32
C4	40
C5	50
C6	63
C8	80

2 Uitvoering

R
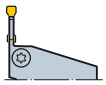

N
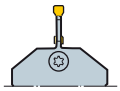

L
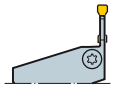

3 Type klemhouder

F 0°


G 90°
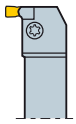

X 1-70°


4 Hoofdcode

123

5 Zittinggrootte wisselplaat

CoroCut® 1-2

D	G	K
E	H	L
F	J	M
		R

CoroCut® 3

T = Rechts snijdend

U = Links snijdend

Moet overeenkomen met de zittinggrootte van de wisselplaat.

6 Bewerkings-beperkingen

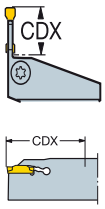

Max. snedediepte, CDX in mm

08 = 8 mm

7 Afmeting schacht / klemhouder-unit

Coromant Capto®

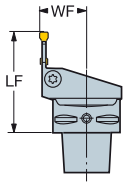

Bijvoorbeeld:

WF	LF
27 mm	55 mm

Houder met schacht

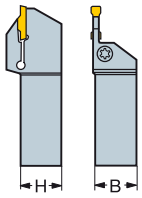

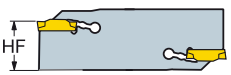

Blad
Afmetingen in mm.

Gehele getallen moeten voorafgegaan worden door 0, bijv. = 8 mm aangegeven door 08

H	B
16	16

8 Klemsysteem

A Veerklemming


B Klemschroef
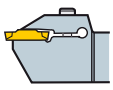

C Ondiep groefsteken


D Schroefklem versterkt
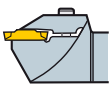

9 Aantal plaatzittingen

1 = Eén plaatzitting

2 = Twee wisselplaatzittingen

10 Hoek van de houder

007 = 7°
045 = 45°
070 = 70°

Geldt voor houder type = X

11 Speciale toepassing

S = Houder voor machines voor kleine onderdelen

12 Min. diameter voor eerste snede, voor kopsteken

Min. diameter voor eerste snede in mm.

13 Soort curve, voor kopsteken

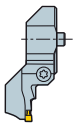

B = B curve

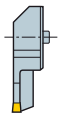

A = A curve

CoroCut® QD wisselplaat voor afsteken

Q	D	–	N	G	–	0300	00	02	–	CM
1	2		3	4		5	6	7		8

1	Systeem
Q =	CoroCut® QD

2	Toepassing
D =	Diep afsteken en groefsteken

3	Uitvoering van de wisselplaat
N/R/L	
N = Neutraal R = Rechts L = Links	

4 Zittinggrootte

Zittinggrootte wisselplaat SSC	mm	Houder zittinggrootte SSC
B	1.00 - 1.19	B
C	1.20 - 1.49	C (B)
D	1.50 - 1.99	D
E	2.00 - 2.30	E
F	2.31 - 2.99	F (E)
G	3.00 - 3.99	G (F, E)
H	4.00 - 4.99	H
J	5.00 - 5.99	J
K	6.00 - 7.80	K (J)
L	7.81 - 8.99	L

5	Wisselplaatbreedte
CW	
0400 =	4 mm

6	Wisselplaat aanschuinhoek
PSIRL, PSIRR	
B.v.:	00 = 0°

7	Wisselplaat hoekradius
RE	
04 =	0.40 mm

8 Wisselplaatgeometrie

Eerste positie		Tweede letter	
C =	Afsteken	F =	Lage voeding
T =	Draaien	M =	Gemiddelde voeding
B =	Blank	R =	Hoge voeding
G =	Insteken	O =	Verbeteraar
		L =	Laag koolstofgehalte
		G =	Blank

CoroCut® QD blad voor afsteken

Q	D	–	N	N	2	G	60	C	25	A
1	2		3	4	5	6	7	8	9	10

1 Systeem

Q = CoroCut® QD

2 Toepassing

D = Diep afsteken en groefsteken

3 Uitvoering

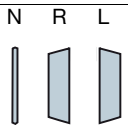

N = Neutraal, R = Rechts, L = Links

4 Uitvoering- wisselplaatzijde

N/R/L
N = Neutraal
R = Rechts
L = Links

5 Aantal plaatzittingen

1 = Eén wisselplaat
2 = Twee wisselplaten

6 Zittinggrootte

Zittinggrootte wisselplaat		Houder zittinggrootte
SSC	mm	SSC
B	1.00 - 1.19	B
C	1.20 - 1.49	C (B)
D	1.50 - 1.99	D
E	2.00 - 2.30	E
F	2.31 - 2.99	F (E)
G	3.00 - 3.99	G (F, E)
H	4.00 - 4.99	H
J	5.00 - 5.99	J
K	6.00 - 7.80	K (J)
L	7.81 - 8.90	L

7 Snijdiepte gereedschap

Max. snijdiepte, CDX

60 = 60 mm

8 Inwendige toevoer van koelvloeistof

C = Koelvloeistof

- = Geen interne koelmiddel

9 Bladhoogte

Snijkanthoogte, mm

10 Uiteinde

A = Geen of rechte versterking
D = 1 versterkingscurve
D2 = 2 versterkingscurves

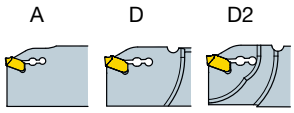

CoroCut® QD QS schachtgereedschap voor afsteken en groefsteken

QS	–	Q	D	–	R	F	G	26	C	2525	D
1		2	3		4	5	6	7	8	9	10

1 Koppeling

SL

QS

Coromant Capto® C3-C8

2 Systeem

Q = CoroCut® QD

3 Toepassing

D = Diep afsteken en groefsteken

4 Uitvoering

N/R/L

N = Neutraal, R = Rechts, L = Links

5 Type klemhouder

F = 0°
G = 90°
X = Andere

6 Zittinggrootte

Houder zittinggrootte SSC	Afm. mm	Zittinggrootte wisselplaat SSC
B	1.00 - 1.19	B
C (B)	1.20 - 1.49	C
D	1.50 - 1.99	D
E	2.00 - 2.30	E
F (E)	2.31 - 2.99	F
G (F, E)	3.00 - 3.99	G
H	4.00 - 4.99	H
J	5.00 - 5.99	J
K (J)	6.00 - 7.80	K
L	7.81 - 8.99	L

7 Snijdiepte gereedschap

Max. snijdiepte, CDX

60 = 60 mm

8 Inwendige toevoer van koelvloeistof

C = Koelvloeistof

- = Geen interne koelmiddel

9 Schacht of koppelingsmaat/diam.

Schacht	4 posities
QS	4 posities
SL	2 posities

10 Uiteinde (versterking)

S = Swiss — Ontworpen voor glijkopmachines

A = Geen versterking

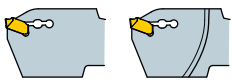

D = Versterkte curve

CoroTurn® XS

Snijgereedschappen voor draaien

CXS	04	T	098	A	10	–	22	06	R
1	2	3	4	13	5		9	10	12

Snijgereedschappen voor groefsteken

CXS	06	F	100	–	62	15	A	R
1	2	3	6		9	10	11	12

Snijgereedschappen voor draadsnijden

CXS	04	TH	050	VM	–	42	15	R
1	2	3	7	8		9	10	12

1 Hoofdcode

CXS = CoroTurn® XS

2 Wisselplaatafmeting mm



04 = 4 mm
05 = 5 mm
06 = 6 mm
07 = 7 mm

3 Type bewerking

T = Draaien
TE = Draaien/kopieren, grotere r_1-afmeting
F = Kopsteken
G = Insteken
GX = Voorsteken
R = Profieldraaien volle radius
TH = Draadsnijden
B = Trekkend kotteren

4 Instelhoek
(Draaien)

Instelhoek van 98°
Hellingshoek -8°

5 Neusradius, RE mm
(Draaien)



B.v.:
10 = 0,1 mm
15 = 0,15 mm
20 = 0,2 mm

6 Wisselplaatbreedte, CW mm
(Groefsteken)

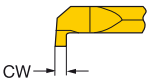

B.v.: 100 = 1.00 mm

7 Spoed, mm
(Draadsnijden)

mm: spoed x 100

8 Draadprofiel
(Draadsnijden)

VM = V-profiel 60°
WH = Whitworth 55°
NT = NPT 60°
UN = UN 60°
MM = MM 60°
TR = trapeziumvormig 30°

9 Min. gatdiameter DMIN.

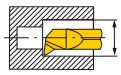

min. gat

B.v.: 22 = 2.2 mm

10 Penetratiediepte, LU

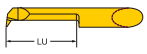

B.v.: 06 = 6 mm

11 Type curve
(kopsteken)

A = A-boog

12 Uitvoering van de wisselplaat

R = Rechtse uitvoering
L = linkse uitvoering

13 Geometrie

- = zonder spaanvormende geometrie
A = spaanvormende geometrie

CoroTurn® XS

Boorbaren

CXS	A	10	–	04
1	2	3		4

Tweezijdige baren

C4	–	CXS	–	47	–	04
8		1		9		4

Houder met schacht

CXS	–	1010	–	04	F	N
1		6		4	10	7

Coromant Capto®-houder

CXS	A	10	–	04	–	04
1	2	3		4		5

1 Hoofdcode

CXS = CoroTurn® XS

2 Type baar

A = Stalen baar inwendige koelstoftoevoer

3 Baardiameter, DCON

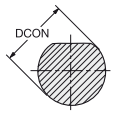

10 = 10 mm

4 Wisselplaat afmeting



04 = 4 mm
05 = 5 mm
06 = 6 mm
07 = 7 mm

5 Wisselplaatgrootte voor sub-spindel

Voor dubbelzijdige boorbaren, hetzelfde als 4.

6 Schachtmaat (breedte en hoogte), mm

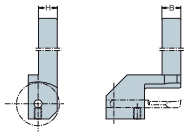

H = 10 mm
B = 10 mm

7 Uitvoering

L = linkse uitvoering
R = Rechtse uitvoering
N = neutraal

8 Coromant Capto® grootte

C3 DCON = 32 mm
C4 DCON = 40 mm
C5 DCON = 50 mm
C6 DCON = 63 mm

9 Coromant Capto® lengte

LF = 47 mm

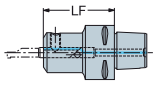

10 Schachttype

F = 0°

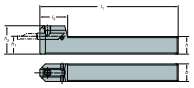

CoroCut® XS

Wisselplaat voor afsteken

M	A	C	R	3	070	–	N
1	2	3	4	5	6		7

Wisselplaat voor draaien/groefsteken

M	A	G	R	3	125
1	2	3	4	5	6

Wisselplaat voor draadsnijden

M	A	T	R	3	60	–	A
1	2	3	4	5	8		9

Houder met schacht

S	M	AL	R	1010	K	3	–	X
10	1	11	4	12	13	5		14

1 Familie omschrijving

M =

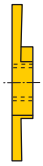

2 Vrijloophoek wisselplaat

A = 50°

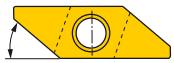

3 Type bewerking

C = Inkorten/afsteken
G = Insteken
T = Draadsnijden
F = Draaien
B = Achtervlak draaien
X = Voorbewerkte blanks

4 Uitvoering wisselplaat/houder

R = Rechts
L = Links

5 Zittinggrootte wisselplaat

3

6 Wisselplaatdikte/hoekradius, mm

Voor afsteekwisselplaatbreedte (CW)
070 = 0.70 mm

Voor trekkend draaien wisselplaat
hoekradius (RE) 005 = 0.05 mm

7 Voor afsteekwisselplaten
(C in derde positie)

N = neutraal met geometrie
T = neutraal zonder geometrie
L = links met geometrie
R = rechts met geometrie

8 Voor draadsnijwisselplaten
(T in derde positie)

60 = V-profiel 60°

9 Voor draadsnijwisselplaten
Uitvoering van de draadpunt

N = Neutraal
A = Rechts
C = Links

10 Klemsysteem

S = schroefklemming



11 Type klemhouder

AL = 90°

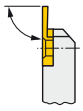

12 Schachtafmetingen

ex. 1010 = 10 x 10

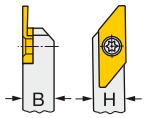

13 Schachtlengte, mm

K : LF = 125 mm

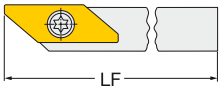

14 Extra informatie

X = Speciaal ontworpen voor het werken met sub-spindel



CoroCut® MB

Wisselplaat voor draaien/achtervlak draaien

MB	–	07	T	093	A	–	02	–	10	R
1		2	3	4	16		5		9	12

Wisselplaat voor groefsteken/ voorsteken

MB	–	07	G	070	–	00	–	10	R
1		2	3	6		5		9	12

Wisselplaat voor draadsnijden

MB	–	07	TH	050	VM	–	10	R
1		2	3	7	8		9	12

Boorbaren

MB	–	A	16	–	16	–	07	R
1		13	14		10		2	15

1 Hoofdcode

MB = CoroCut® MB

2 Wisselplaatafmeting, mm

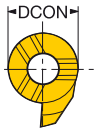

07 = 7 mm
09 = 9 mm

3 Type bewerking

B = Trekkend kotteren
G = Insteken
GX = Voorsteken
R = Profieldraaien volle radius
T = Draaien
TE = Draaien/kopieren, grotere f_1-afmeting
TH = Draadsnijden
FA = Kopsteken A-curve
FB = Kopsteken B-curve

4 Instelhoek (Draaien)

B.v.: 093 = 93°

5 Neusradius, RE mm (Draaien)

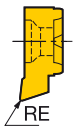

B.v.: 00 = Scherp
02 = 0.2 mm

6 Wisselplaatbreedte, CW mm (Groefsteken)

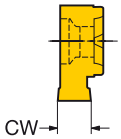

B.v.: 100 = 1.00 mm

7 Type vertanding (Draadsnijden)

mm: spoed x 100

8 Draadprofiel (Draadsnijden)

VM = V-profiel 60°
MM = Metrisch 60°
WH = Withworth 55°
UN = UN 60°
NT = NPT 60°
AC = ACME 29°
SA = STUB-ACME

9 Min. gatdiameter, DMIN (Wisselplaat)

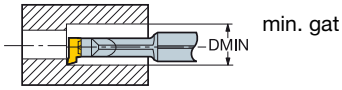

B.v.: 10 = 10 mm

10 Penetratiediepte, CW (boorbaar)

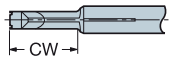

Bijv.:16 = 16 mm

12 Uitvoering van de wisselplaat

R = Rechtse uitvoering

L = Linkse uitvoering

13 Type baar

A = Stalen baar inwendige koelstoftoevoer

E = Hardmetalen baar

14 Baardiam., DCON

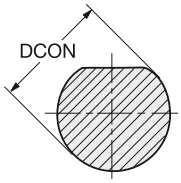

Bijv.:16 = 16 mm

15 Schachttype

R = Cilindrisch

Geen symbool = Met plat vlak

16 Geometrie

- = zonder spaanvormende geometrie

A = spaanvormende geometrie

CoroThread® 266

Wisselplaat voor draadsnijden

266	R	G	-	22	TR0	1	F	600		E	
1	2	3		4	5	6	7	8	9	10	11

1 Hoofdcode

266 = CoroThread® 266

2 Uitvoering

R = Rechtse uitvoering

L = Linkse uitvoering

3 Type bewerking

G = wisselplaten voor buitendraad

L = Wisselplaten voor inwendig draadsnijden

4 Formaat/afmetingen wisselplaat

16 = *iC* 9.52 mm
22 = *iC* 12.70 mm
27 = *iC* 15.88 mm

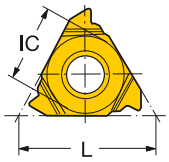

5 Draadprofiel

VM0 =	V-profiel 60°	AC0 =	ACME 29°
VW0 =	V-profiel 55°	SA0 =	STUB-ACME 29°
MM0 =	Metrisch 60°	NJ0 =	UNJ 60°
UN0 =	UN 60°	MJ0 =	MJ 60°
WH0 =	Whitworth 55°	NF0 =	NPTF 60°
NT0 =	NPT 60°	BU0 =	Buttress
RN0 =	Rond 30°	RD0 =	API Rd 60°
PT0 =	BSPT 55°	V38 =	V-0.038R
TR0 =	trapezium 30°	V40 =	V-0.040
AB0 =	Buttress 45°-7°	V50 =	V-0.050

6 Aantal punten per snijkant

Varieert van 1 tot 3 snijkanten.

1 = 1 punt
2 = 2 punten
3 = 3 punten

7 Conditie snijkant

A = afgeronde snijkant (ER)
F = Scherpe snijkant
C = spaanvormende geometrie

8 Type vertanding

mm: spoed x 100

9 Aanvullende code

Coniciteit op de diameter / inch per voet (i.p.f.)
1 = 1 i.p.f.
2 = 2 i.p.f.
3 = 3 i.p.f.

10 Tolerantie van snijkantpositie

M = ± 0.05 mm axiaal
E = ± 0.01 mm axiaal

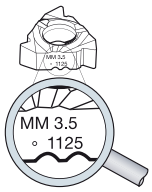

[1] Markering:
Voor alle wisselplaten zijn het profiel, de hardmetaalsoort en vertanding aangegeven: inwendige wisselplaten worden aangeduid met een cirkel. Om te voorkomen dat de markering wordt uitgewist, is deze met een laser aan de zijkant van de wisselplaten ingesneden.

11 Kubisch boronnitride wisselplaten

E = afgeronde snijkant (ER)



Uitwendige rechtse wisselplaten
Inwendige linkse wisselplaten



Uitwendige linkse wisselplaten
Inwendige rechtse wisselplaten

CoroThread® 266

Schachthouders, metrisch

266	R	FG	Z	3232	-	22
1	2	4	5	6		3

Kotterbaar, metrisch

266	R	KF	Z	32	-	22	-	R	E
1	2	4	5	6		3		7	8

Coromant Capto klemhouder-unit

C5	-	266	R	FG	Z	35	060	-	22
9		1	2	4	5	10	11		3

CoroThread® 266 SL snijkop

SL	-	266	R	KF	-	40	32	27	-	22
12		1	2	4		13	11	10		3

Cassette

266	R	KF	-	20	C	A	-	22
1	2	4		14	15	16		3

1 Hoofdcode

266 = CoroThread® 266
254 = CoroThread ® 254

2 Uitvoering

R = Rechtse uitvoering
L = Linkse uitvoering

3 Formaat/afmetingen wisselplaat

16 = *iC* 9.52 mm
22 = *iC* 12.70 mm
27 = *iC* 15.88 mm

4 Type en uitvoering van klemhouder

Uitwendig



FA FG

Inwendig



KF

5 Houder voor omgekeerde montage

Z = Model met verlaagde kop om ondersteboven te monteren



6 Schachtafmeting

Uitwendig
Schachtdimensie H x B

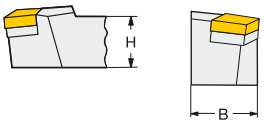

Inwendig
Schachtdiameter DCON

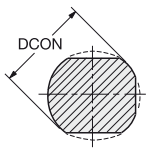

7 Type schacht

R = Ronde schacht

8 Type baar

E = Hardmetalen baar

9 Coromant Capto® grootte

C = Coromant Capto®
DCON = code voor grootte

C3 DCON = 32 mm
C4 DCON = 40 mm
C5 DCON = 50 mm
C6 DCON = 63 mm
C8 DCON = 80 mm

10 WF-dimensie, mm

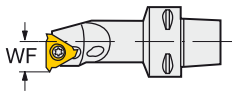

11 Gereedschapslengte, LF-dimensie, inch

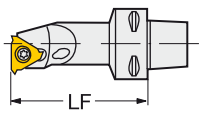

Metrisch
LF-dimensie in mm

12 Snijmodule

SL-systeem

13 SL koppelingsformaat

DCON - dimensie (koppelingsdiam.)

14 Snijkanthoogte, HF mm

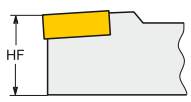

15 Type gereedschap

C = Cassette

16 Uitvoering

A = letter voor alternatieve typen volgens ISO 5611.

Referentielijst materialen

ISO	MC	CMC	Land									
			Europa	Duitsland	Groot-Brittannië		Zweden	USA	Frankrijk	Italië	Spanje	Japan
			Standaard									
			DIN EN	W.-nr.	BS	EN	SS	AISI/SAE/ASTM	AFNOR	UNI	UNE	JIS
P	**Ongelegeerd staal**											
Staal	P1.1.Z.AN	01.1	S235JR G2	1.0038	4360 40 C	-	1311	A570.36	E 24-2 Ne	-	-	STKM 12A;C
	P1.1.Z.AN	01.1	S235J2 G3	1.0116	4360 40 B	-	1312	A573-81 65	E 24-U	Fe37-3	-	-
	P1.1.Z.AN	01.1	C15	1.0401	080M15	-	1350	1015	CC12	C15C16	F.111	-
	P1.1.Z.AN	01.1	C22	1.0402	050A20	2C/2D	1450	1020	CC20	C20C21	F.112	-
	P1.1.Z.AN	01.1	C15E	1.1141	080M15	32C	1370	1015	XC12	C16	C15K	S15C
	P1.1.Z.AN	01.1	C25E	1.1158	-	-	-	1025	-	-	-	S25C
	P1.1.Z.AN	01.1	S380N	1.8900	4360 55 E	-	2145	A572-60	-	FeE390KG	-	-
	P1.1.Z.AN	01.1	17MnV7	1.0870	4360 55 E	-	2142	A572-60	NFA 35-501 E 36	-	-	-
	P1.1.Z.AN	02.1	55Si7	1.0904	250A53	45	2085	9255	55S7	55Si8	56Si7	-
	P1.1.Z.AN	02.2	-	-	-	-	2090	9255	55S7	-	-	-
	P1.2.Z.AN	01.2	C35	1.0501	060A35	-	1550	1035	CC35	C35	F.113	-
	P1.2.Z.AN	01.2	C45	1.0503	080M46	-	1650	1045	CC45	C45	F.114	-
	P1.2.Z.AN	01.2	40Mn4	1.1157	150M36	15	-	1039	35M5	-	-	-
	P1.2.Z.AN	01.2	36MN5	1.1167	-	-	2120	1335	40M5	-	36Mn5	SMn438(H)
	P1.2.Z.AN	01.2	28Mn6	1.1170	150M28	14A	-	1330	20M5	C28Mn	-	SCMn1
	P1.2.Z.AN	01.2	C35G	1.1183	060A35	-	1572	1035	XC38TS	C36	-	S35C
	P1.2.Z.AN	01.2	C45E	1.1191	080M46	-	1672	1045	XC42	C45	C45K	S45C
	P1.2.Z.AN	01.2	C53G	1.1213	060A52	-	1674	1050	XC48TS	C53	-	S50C
	P1.2.Z.AN	01.3	C55	1.0535	070M55	-	1655	1055	-	C55	-	-
	P1.2.Z.AN	01.3	C55E	1.1203	070M55	-	-	1055	XC55	C50	C55K	S55C
	P1.2.Z.AN	02.1	S275J2G3	1.0144	4360 43C	-	1412	A573-81	E 28-3	-	-	SM 400A;B;C
	P1.2.Z.AN	02.1	S355J2G3+C2	1.0570	4360 50B	-	2132	-	E36-3	Fe52BFN/Fe52CFN	-	SM490A;B;C;YA;YB
	P1.2.Z.AN	02.1	S355J2G3	1.0841	150 M 19	-	2172	5120	20 MC 5	Fe52	F-431	-
	P1.3.Z.AN	01.3	C60E	1.0601	080A62	43D	-	1060	CC55	C60	-	-
	P1.3.Z.AN	01.3	C60E	1.1221	080A62	43D	1678	1060	XC60	C60	-	S58C
	P1.3.Z.AN	01.4	C101E	1.1274	060 A 96	-	1870	1095	XC 100	-	F-5117	-
	P1.3.Z.AN	01.4	C101u	1.1545	BW 1A	-	1880	W 1	Y105	C36KU	F-5118	SK 3
	P1.3.Z.AN	01.4	C105W1	-	BW2	-	2900	W210	Y120	C120KU	F.515	SUP4
	P1.3.Z.AN	02.1	S340 MGC	1.0961	-	-	-	9262	60SC7	60SiCr8	60SiCr8	-
	P1.4.Z.AN	01.1	11SMn30	1.0715	230M07	-	1912	1213	S250	CF9SMn28	11SMn28	SUM22
	P1.4.Z.AN	01.1	11SMnPb30	1.0718	-	-	1914	12L13	S250Pb	CF9SMnPb28	11SMnPb28	SUM22L
	P1.4.Z.AN	01.1	10SPb20	1.0722	-	-	-	-	10PbF2	CF10SPb20	10SPb20	-
	P1.4.Z.AN	01.1	11SMn37	1.0736	240M07	1B	-	1215	S 300	CF9SMn36	12SMn35	-
	P1.4.Z.AN	01.1	11SMnPb37	1.0737	-	-	1926	12L14	S300Pb	CF9SMnPb36	12SMnP35	-
	P1.4.Z.AN	01.2	35S20	1.0726	212M36	8M	1957	1140	35MF4	-	F210G	-
	P1.5.C.UT	01.1	GC16E	1.1142	030A04	1A	1325	1115	-	-	-	-
	Laaggelegeerd staal											
	P2.1.Z.AN	02.1	16Mo3	1.5415	1501-240	-	2912	A204Gr.A	15D3	16Mo3KW	16Mo3	-
	P2.1.Z.AN	02.1	14Ni6	1.5622	-	-	-	A350LF5	16N6	14Ni6	15Ni6	-
	P2.1.Z.AN	02.1	21NiCrMo2	1.6523	805M20	362	2506	8620	20NCD2	20NiCrMo2	20NiCrMo2	SNCM220(H)
	P2.1.Z.AN	02.1	17CrNiMo6	1.6587	820A16	-	-	-	18NCD6	-	14NiCrMo13	-
	P2.1.Z.AN	02.1	15Cr3	1.7015	523M15	-	-	5015	12C3	-	-	SCr415(H)
	P2.1.Z.AN	02.1	55Cr3	1.7176	527A60	48	-	5155	55C3	-	-	SUP9(A)
	P2.1.Z.AN	02.1	15CrMo5	1.7262	-	-	2216	-	12CD4	-	12CrMo4	SCM415(H)
	P2.1.Z.AN	02.1	13CrMo4-5	1.7335	1501-620Gr27	-	-	A182 F11;F12	15CD3.5 15CD4.5	14CrMo4 5	14CrMo45	-
	P2.1.Z.AN	02.1	10CrMo9 10	1.7380	1501-622 Gr.31;45	-	2218	A182 F.22	12CD9, 10	12CrMo9, 10	TU.H	-
	P2.1.Z.AN	02.1	14MoV6 3	1.7715	1503-660-440	-	-	-	-	-	13MoCrV6	-
	P2.1.Z.AN	02.1	50CoMo4	1.7228	823M30	33	2512	-	-	653M31	-	-
	P2.1.Z.AN	02.2	14NiCr10	1.5732	-	-	-	3415	14NC11	16NiCr11	15NiCr11	SNC415(H)
	P2.1.Z.AN	02.2	14NiCr14	1.5752	655M13; A12	36A	-	3415;3310	12NC15	-	-	SNC815(H)
	P2.1.Z.AN	02.1/02.2	16MnCr5	1.7131	(527M20)	-	2511	5115	16MC5	16MnCr5	16MnCr5	-
	P2.1.Z.AN	02.1/02.2	34CrMo4	1.7220	708A37	19B	2234	4137;4135	35CD4	35CrMo4	34CrMo4	SCM432;SCCRM3
	P2.1.Z.AN	02.1/02.2	41CrMo4	1.7223	708M40	19A	2244	4140;4142	42CD4TS	41CrMo4	42CrMo4	SCM 440
	P2.1.Z.AN	02.1/02.2	42CrMo4	1.7225	708M40	19A	2244	4140	42CD4	42CrMo4	42CrMo4	SCM440(H)
	P2.1.Z.AN	03.11	14NiCrMo134	1.6657	832M13	36C	-	-	-	15NiCrMo13	14NiCrMo131	-
	P2.2.Z.AN	02.1	31CrMo12	1.8515	722 M 24	-	2240	-	30 CD 12	30CrMo12	F-1712	-
	P2.2.Z.AN	02.1	39CrMoV13 9	1.8523	897M39	40C	-	-	-	36CrMoV12	-	-
	P2.2.Z.AN	02.1	41CrS4	1.7039	524A14	-	2092	L1	-	105WCR 5	-	-
	P2.2.Z.AN	02.1	50NiCr13	1.2721	-	-	2550	L6	55NCV6	-	F-528	-
	P2.2.Z.AN	03.11	45WCrV7	1.2542	BS1	-	2710	S1	-	45WCrV8KU	45WCrSi8	-
	P2.2.Z.AN/P2.5.Z.HT	02.1/02.2	36CrNiMo4	1.6511	816M40	110	-	9840	40NCD3	38NiCrMo4(KB)	35NiCrMo4	-
	P2.2.Z.AN/P2.5.Z.HT	02.1/02.2	34CrNiMo6	1.6582	817M40	24	2541	4340	35NCD6	35NiCrMo6(KB)	-	-
	P2.2.Z.AN/P2.5.Z.HT	02.1/02.2	34Cr4	1.7033	530A32	18B	-	5132	32C4	34Cr4(KB)	35Cr4	SCr430(H)
	P2.2.Z.AN/P2.5.Z.HT	02.1/02.2	41Cr4	1.7035	530A40	18	-	5140	42C4	41Cr4	42Cr4	SCr440(H)
	P2.2.Z.AN/P2.5.Z.HT	02.1/02.2	32CrMo12	1.7361	722M24	40B	2240	-	30CD12	32CrMo12	F.124.A	-
	P2.2.Z.AN/P2.5.Z.HT	02.1/02.2	51CrV4	1.8159	735A50	47	2230	6150	50CV4	50CrV4	51CrV4	SUP10
	P2.2.Z.AN/P2.5.Z.HT	02.1/02.2	41CrAlMo7	1.8509	905M39	41B	2940	-	40CAD6, 12	41CrAlMo7	41CrAlMo7	-
	P2.3.Z.AN	02.1	100Cr6	1.3505	534A99	31	2258	52100	100C6	100Cr6	F.131	SUJ2

Referentielijst materialen

ISO	MC	CMC	Land Europa	Duitsland	Groot-Brittannië		Zweden	USA	Frankrijk	Italië	Spanje	Japan
			Standaard									
			DIN EN	W.-nr.	BS	EN	SS	AISI/SAE/ASTM	AFNOR	UNI	UNE	JIS
P	P2.3.Z.AN/H1.2.Z.HA	02.1/02.2	105WCr6	1.2419	-	-	2140	-	105WC13	10WCr6	105WCr5	SKS31
	P2.3.Z.AN/H1.2.Z.HA	-	-	-	-	-	-	-	-	107WCr5KU	-	SKS2, SKS3
	P2.3.Z.AN/H1.2.Z.HA	02.1/02.2	-	1.2714	-	-	-	L6	55NCDV7	-	F.520.S	SKT4
	P2.3.Z.AN/H1.3.Z.HA	02.1/02.2	100Cr6	1.2067	BL3	-	-	L3	Y100C6	-	100Cr6	-
	P2.4.Z.AN	02.1	16MnCr5	1.7139	-	-	2127	-	-	-	-	-
	P2.5.Z.HT	02.1	16Mo5	1.5423	1503-245-420	-	-	4520	-	16Mo5	16Mo5	-
	P2.5.Z.HT	02.1	40NiCrMo8-4	1.6562	311-Type 7	-	-	8740	-	40NiCrMo2(KB)	40NiCrMo2	SNCM240
	P2.5.Z.HT	02.1	42Cr4	1.7045	-	-	2245	5140	-	-	42Cr4	SCr440
	P2.5.Z.HT	02.1	31NiCrMo14	1.5755	830 M 31	-	2534	-	-	-	F-1270	-
	P2.5.Z.HT	02.2	36NiCr6	1.5710	640A35	111A	-	3135	35NC6	-	-	SNC236
	P2.6.C.UT	02.1	22Mo4	1.5419	605A32	-	2108	8620	-	-	F520.S	-
	P2.6.C.UT	02.1/02.2	25CrMo4	1.7218	1717CDS110	-	2225	4130	25CD4	25CrMo4(KB)	AM26CrMo4	SCM420;SCM430
	P2.6.C.UT	06.2	-	-	-	-	2223	-	-	-	-	-
	Hooggelegeerd staal											
	P3.0.Z.AN	03.11	X210Cr12	1.2080	BD3	-	-	D3	Z200C12	X210Cr13KU X250Cr12KU	X210Cr12	SKD1
	P3.0.Z.AN	03.11	X43Cr13	1.2083	-	-	2314	-	-	-	-	-
	P3.0.Z.AN	03.11	X40CrMoV5 1	1.2344	BH13	-	2242	H13	Z40CDV5	X35CrMoV05KU X40CrMoV511KU	X40CrMoV5	SKD61
	P3.0.Z.AN	03.11	X100CrMoV5 1	1.2363	BA2	-	2260	A2	Z100CDV5	X100CrMoV51KU	X100CrMoV5	SKD12
	P3.0.Z.AN	03.11	X210CrW12	1.2436	-	-	2312	-	-	X215CrW12 1KU	X210CrW12	SKD2
	P3.0.Z.AN	03.11	X30WCrV9 3	1.2581	BH21	-	-	H21	Z30WCV9	X28W09KU X30WCrV9 3KU	X30WCrV9	SKD5
	P3.0.Z.AN	03.11	X165CrMoV 12	1.2601	-	-	2310	-	-	X165CrMoW12KU	X160CrMoV12	-
	P3.0.Z.AN	03.21	X155CrMoV12-1	1.2379	-	-	2736	HNV3	-	-	-	-
	P3.0.Z.HT	03.11	X8Ni9	1.5662	1501-509;510	-	-	ASTM A353	-	X10Ni9	XBNi09	-
	P3.0.Z.HT	03.11	12Ni19	1.5680	-	-	-	2515	Z18N5	-	-	-
	P3.1.Z.AN	03.11	S6-5-2	1.3343	4959BA2	-	2715	D3	Z40CSD10	15NiCrMo13	-	SUH3
	P3.1.Z.AN	03.13	-	-	BM 2	-	2722	M 2	Z85WDCV	HS 6-5-2-2	F-5603.	SKH 51
	P3.1.Z.AN	03.13	HS 6-5-2-5	1.3243	BM 35	-	2723	M 35	6-5-2-5	HS 6-5-2-5	F-5613	SKH 55
	P3.1.Z.AN	03.13	HS 2-9-2	1.3348	-	-	2782	M 7	-	HS 2-9-2	F-5607	-
	P3.2.C.AQ	06.33	G-X120Mn12	1.3401	Z120M12	-	2183	L3	Z120M12	XG120Mn12	X120Mn12	SCMnH/1
	Ferritisch/martensitisch roestvaststaal											
Staal	P5.0.Z.AN	05.11/15.11	X10CrAL13	1.4724	403S17	-	-	405	Z10C13	X10CrAl12	F.311	SUS405
	P5.0.Z.AN	05.11/15.11	X10CrAL18	1.4742	430S15	60	-	430	Z10CAS18	X8Cr17	F.3113	SUS430
	P5.0.Z.AN	05.11/15.11	X10CrAL2-4	1.4762	-	-	2322	446	Z10CAS24	X16Cr26	-	SUH446
	P5.0.Z.AN	05.11/15.11	X1CrMoTi18-2	1.4521	-	-	2326	S44400	-	-	-	-
	P5.0.Z.AN/P5.0.Z.HT	05.11/15.11	X6Cr13	1.4000	403S17	-	2301	403	Z6C13	X6Cr13	F.3110	SUS403
	P5.0.Z.AN/P5.0.Z.HT	-	X7Cr14	1.4001	-	-	-	-	-	-	F.8401	-
	P5.0.Z.AN/P5.0.Z.HT	05.11/15.11	X10Cr13	1.4006	410S21	56A	2302	410	Z10C14	X12Cr13	F.3401	SUS410
	P5.0.Z.AN/P5.0.Z.HT	05.11/15.11	X6Cr17	1.4016	430S15	960	2320	430	Z8C17	X8Cr17	F3113	SUS430
	P5.0.Z.AN/P5.0.Z.HT	05.11/15.11	X6CrAL13	1.4002	405S17	-	-	405	Z8CA12	X6CrAl13	-	-
	P5.0.Z.AN/P5.0.Z.HT	05.11/15.11	X20Cr13	1.4021	420S37	-	2303	420	Z20C13	X20Cr13	-	-
	P5.0.Z.AN/P5.0.Z.HT	05.11/15.11	X6CrMo17-1	1.4113	434S17	-	2325	434	Z8CD17.01	X8CrMo17	-	SUS434
	P5.0.Z.HT	03.11	X45CrS9-3-1	1.4718	401S45	52	-	HW3	Z45CS9	X45GrSi8	F322	SUH1
	P5.0.Z.HT	05.11/15.11	X85CrMoV18-2	1.4748	443S65	59	-	HNV6	Z80CSN20.02	X80CrSiNi20	F.320B	SUH4
	P5.0.Z.HT	05.11/15.11	X20CrMoV12-1	1.4922	-	-	2317	-	-	X20CrMoNi 12 01	-	-
	P5.0.Z.PH	05.11/15.11	X12CrS13	1.4005	416 S 21	-	2380	416	Z11CF13	X12 CrS 13	F-3411	SUS 416
	P5.0.Z.PH	05.11/15.11	X46Cr13	1.4034	420S45	56D	2304	-	Z40CM	X40Cr14	F.3405	SUS420J2
	P5.0.Z.PH	05.11/15.11	X19CrNi17-2	1.4057	431S29	57	2321	431	Z15CNi6.02	X16CrNi16	F.3427	SUS431
	P5.0.Z.PH	05.12/15.12	X5CrNiCuNb16-4	1.4542 1.4548	-	-	-	630	Z7CNU17-04	-	-	-
	P5.0.Z.PH	15.21	X4 CrNiMo16-5	1.4418	-	-	2387	-	Z6CND16-04-01	-	-	-
	P5.1.Z.AN/P5.0.Z.HT	05.11/15.11	X14CrMoS17	1.4104	-	-	2383	430F	Z10CF17	X10CrS17	F.3117	SUS430F

			Handelsnamen
	P2.1.Z.AN	02.1	OVAKO 520M (Ovako Steel)
	P2.2.Z.AN	02.1	1.0045 FORMAX (Uddeholm Tooling)
	P2.2.Z.AN	02.1	IMACRO NIT (Imatra Steel)
	P2.5.Z.HT	02.2	INEXA 482 (XM) (Inexa Profil)
	P1.2.Z.AN		S355J2G3(XM)
	P1.2.Z.AN		C45(XM)
	P1.2.Z.AN		16MnCrS5(XM)
	P2.5.Z.HT		INEXA280(XM)
	P2.5.Z.HT	02.2	070M20(XM)
	P2.5.Z.HT	02.2	HARDOX 500 (SSAB – Swedish Steel Corp.)
	P2.5.Z.HT		WELDOX 700 (SSAB – Swedish Steel Corp.)

Referentielijst materialen

ISO	MC	CMC	Land Europa	Duitsland	Groot-Brittannië		Zweden	USA	Frankrijk	Italië	Spanje	Japan
			Standaard DIN EN	W.-nr.	BS	EN	SS	AISI/SAE/ASTM	AFNOR	UNI	UNE	JIS
M	**Austenitisch roestvaststaal**											
	M1.0.Z.AQ	05.11/15.11	X3CrNiMo13-4	1.4313	425C11	-	2385	CA6-NM	Z4CND13.4M Z38C13M	(G)X6CrNi304	-	SCS5
	M1.0.Z.AQ/M1.0.C.UT	05.11/15.11	X53CrMnNiN21-9	1.4871	349S54	-	-	EV8	Z52CMN21.09	X53CrMnNiN21 9	-	SUH35, SUH36
	M1.0.Z.AQ/M1.0.C.UT	05.21/15.21	X2CrNiN18-10	1.4311	304S62	-	2371	304LN	Z2CN18.10	-	-	SUS304LN
	M1.0.Z.AQ/M1.0.C.UT	05.21/15.21	X2CrNiMoN17-13-3	1.4429	-	-	2375	316LN	Z2CND17.13	-	-	SUS316LN
	M1.0.Z.AQ/M1.0.C.UT	05.21/15.21	X2CrNiMo17-12-2	1.4404	316S13	-	2348	316L	Z2CND17-12	X2CrNiMo1712	-	-
	M1.0.Z.AQ/M1.0.C.UT	05.21/15.21	X2CrNiMo18-14-3	1.4435	316S13	-	2353	316L	Z2CND17.12	X2CrNiMo17 12	-	SCS16, SUS316L
	M1.0.Z.AQ/M1.0.C.UT	05.21/15.21	X3CrNiMo17-3-3	1.4436	316S33	-	2343, 2347	316	Z6CND18-12-03	X8CrNiMo1713	-	-
	M1.0.Z.AQ/M1.0.C.UT	05.21/15.21	X2CrNiMo18-15-4	1.4438	317S12	-	2367	317L	Z2CND19.15	X2CrNiMo18 16	-	SUS317L
	M1.0.Z.AQ/M1.0.C.UT	05.21/15.21	X6CrNiNb18-10	1.4550	347S17	58F	2338	347	Z6CNNb18.10	X6CrNiNb18 11	F.3552 F.3524	SUS347
	M1.0.Z.AQ/M1.0.C.UT	05.21/15.21	X6CrNiMoTi17-12-2	1.4571	320S17	58J	2350	316Ti	Z6NDT17.12	X6CrNiMoTi17 12	F.3535	-
	M1.0.Z.AQ/M1.0.C.UT	05.21/15.21	X10CrNiMoNb 18-12	1.4583	-	-	-	318	Z6CNDNb17 13B	X6CrNiMoNb17 13	-	-
	M1.0.Z.AQ/M1.0.C.UT	05.21/15.21	X15CrNiSi20-12	1.4828	309S24	-	-	309	Z15CNS20.12	-	-	SUH309
	M1.0.Z.AQ/M1.0.C.UT	05.21/15.21	X2CrNiMoN17-11-2	1.4406	301S21	58C	2370	308	Z1NCDU25.20	-	F.8414	SCS17
	M1.0.Z.AQ	05.21/15.21	X1CrNiMoCuN20-18-7	1.4547	-	-	2378	S31254	Z1CNDU20-18-06AZ	-	-	-
	M1.0.Z.AQ/M1.0.C.UT	05.21/15.21	X9CrNi18-8	1.4310	-	-	2331	301	Z12CN17.07	X12CrNi17 07	F.3517	SUS301
	M1.0.Z.PH	05.22/15.22	X7CrNiAL17-7	1.4568 1.4504	316S111	-	-	17-7PH	Z8CNA17-07	X2CrNiMo1712	-	-
	M1.0.Z.AQ/M1.0.C.UT	05.21/15.21	X2CrNi19-11	1.4306	304S11 304S12	-	2352	304L	Z2CN18-10	X2CrNi18 11	-	-
	M1.1.Z.AQ	05.21/15.21	-	-	304S31	58E	2332, 2333	304	Z6CN18.09	X5CrNi18 10	F.3504 F.3541	SUS304
	M1.1.Z.AQ	05.21/15.21	X5CrNi18-10	1.4301	304S15	58E	2332	304	Z6CN18.09	X5CrNi18 10	F.3551	SUS304
	M1.1.Z.AQ	05.21/15.21	X5CrNiMo17-2-2	1.4401	316S16	58J	2347	316	Z6CND17.11	X5CrNiMo17 12	F.3543	SUS316
	M1.1.Z.AQ	05.21/15.21	X6CrNiTi18-10	1.4541	321S12	58B	2337	321	Z6CNT18.10	X6CrNiTi18 11	F.3553 F.3523	SUS321
	M1.2.Z.AQ	05.21/15.21	X8CrNiS18-9	1.4305	303S21	58M	2346	303	Z10CNF 18.09	X10CrNiS 18.09	F.3508	SUS303
	Super-austenitisch (Ni>20%) roestvaststaal											
	M2.0.C.AQ	20.11	G-X40NiCrSi36-18	1.4865	330C11	-	-	-	-	XG50NiCr39 19	-	SCH15
	M2.0.Z.AQ	05.21/15.21	X1NiCrMoCu25-20-5	1.4539	-	-	2562	UNS V 0890A	Z2 NCDU25-20	-	-	-
	M2.0.Z.AQ	05.21/15.21	X8CrNi25-21	1.4845	310S24	-	2361	310S	Z12CN25 20	X6CrNi25 20	F.331	SUH310
	M2.0.Z.AQ	20.11	X12NiCrSi36 16	1.4864	-	-	-	330	Z12NCS35.16	F-3313	-	SUH330
	M2.0.Z.AQ	05.23/15.23	X1NiCrMoCu31-27-4	1.4563	-	-	2584	NO8028	Z1NCDU31-27-03	-	-	-
	Duplex (austenitisch/ferritisch) roestvaststaal											
	M3.1.Z.AQ/M3.1.C.AQ	05.51/15.51	X2CrNiN23-4	1.4362	-	-	2376	S31500	-	-	-	-
	M3.1.Z.AQ/M3.1.C.AQ	05.51/15.51	X8CrNiMo27-5	-	-	-	2324	S32900	-	-	-	-
	M3.2.Z.AQ/M3.2.C.AQ	05.52/15.52	X2CrNiN23-4	-	-	-	2327	S32304	Z2CN23-04AZ	-	-	-
	M3.2.Z.AQ/M3.2.C.AQ	05.52/15.52	-	-	-	-	2328	-	-	-	-	-
	M3.2.Z.AQ/M3.2.C.AQ	05.52/15.52	X2CrNiMoN22-53	-	-	-	2377	S31803	Z2CND22-05-03	-	-	-
					Handelsnamen							
	M1.1.Z.AQ	05.21/15.21			SANMAC 304 (Sandvik Steel)							
	M1.1.Z.AQ	05.21/15.21		1.0045	SANMAC 304L (Sandvik Steel)							
	M1.1.Z.AQ	05.21/15.21			SANMAC 316 (Sandvik Steel)							
	M1.1.Z.AQ	05.21/15.21			SANMAC 316L (Sandvik Steel)							
	M1.0.Z.AQ	05.23/15.23			254 SMO							
	M2.0.Z.AQ	05.23/15.23			654 SMO							
	M3.2.Z.AQ	05.52/15.52			SANMAC SAF 2205 (Sandvik Steel)							
	M3.2.Z.AQ	05.52/15.52			SANMAC SAF 2507 (Sandvik Steel)							

Roestvaststaal

Referentielijst materialen

ISO	MC	CMC	Land Europa	Duitsland	Groot-Brittannië		Zweden	USA	Frankrijk	Italië	Spanje	Japan
			Standaard DIN EN	W.-nr.	BS	EN	SS	AISI/SAE/ASTM	AFNOR	UNI	UNE	JIS
K	**Smeedbaar gietijzer**											
	K1.1.C.NS	07.1	-	-	8 290/6	-	0814	-	MN 32-8	-	-	FCMB310
	K1.1.C.NS	07.1	EN-GJMB350-10	0.8135	B 340/12	-	0815	32510	MN 35-10	-	-	FCMW330
	K1.1.C.NS	07.2	EN-GJMB450-6	0.8145	P 440/7	-	0852	40010	Mn 450	GMN 45	-	FCMW370
	K1.1.C.NS	07.2	EN-GJMB550-4	0.8155	P 510/4	-	0854	50005	MP 50-5	GMN 55	-	FCMP490
					P 570/3		0858	70003	MP 60-3			FCMP540
	K1.1.C.NS	07.2	EN-GJMB650-2	0.8165	P570/3	-	0856	A220-70003	Mn 650-3	GMN 65	-	FCMP590
	K1.1.C.NS	07.3	EN-GJMB700-2	0.8170	P690/2	-	0862	A220-80002	Mn700-2	GMN 70	-	FCMP690
	Grijs gietijzer											
	K2.1.C.UT	08.1	-	-	-	-	0100	-	-	-	-	-
	K2.1.C.UT	08.1	EN-GJL-100	0.6010	-	-	0110	No 20 B	Ft 10 D	-	-	FC100
	K2.1.C.UT	08.1	EN-GJL-150	0.6015	Grade 150	-	0115	No 25 B	Ft 15 D	G 15	FG 15	FC150
	K2.1.C.UT	08.1	EN-GJL-200	0.6020	Grade 220	-	0120	No 30 B	Ft 20 D	G 20	-	FC200
	K2.1.C.UT	08.2	EN-GJL-250	0.6025	Grade 260	-	0125	No 35 B	Ft 25 D	G 25	FG 25	FC250
	K2.1.C.UT	08.2	EN-JLZ	0.6040	Grade 400	-	0140	No 55 B	Ft 40 D	-	-	-
	K2.2.C.UT	08.2	EN-GJL-300	0.6030	Grade 300	-	0130	No 45 B	Ft 30 D	G 30	FG 30	FC300
	K2.2.C.UT	08.2	EN-GJL-350	0.6035	Grade 350	-	0135	No 50 B	Ft 35 D	G 35	FG 35	FC350
	K2.3.C.UT	08.3	GGL-NiCr20-2	0.6660	L-NiCuCr202	-	0523	A436 Type 2	L-NC 202	-	-	-
Gietijzer	**Nodulair gietijzer**											
	K3.1.C.UT	09.1	EN-GJS-400-15	0.7040	SNG 420/12	-	0717-02	60-40-18	FCS 400-12	GS 370-17	FGE 38-17	FCD400
	K3.1.C.UT	09.1	EN-GJS-400-18-LT	0.7043	SNG 370/17	-	0717-12	-	FGS 370-17	-	-	-
	K3.1.C.UT	09.1	EN-GJS-350-22-LT	0.7033	-	-	0717-15	-	-	-	-	-
	K3.1.C.UT	09.1	EN-GJS-800-7	0.7050	SNG 500/7	-	0727	80-55-06	FGS 500-7	GS 500	FGE 50-7	FCD500
	K3.2.C.UT	09.2	EN-GJS-600-3	0.7060	SNG 600/3	-	0732-03	-	FGS 600-3	-	-	FCD600
	K3.3.C.UT	09.2	EN-GJS-700-2	0.7070	SNG 700/2	-	0737-01	100-70-03	FGS 700-2	GS 700-2	FGS 70-2	FCD700
	K3.5.C.UT	-	EN-GJSA-XNiCr20-2	0.7660	Grade S6	-	0776	A43D2	S-NC 202	-	-	-
	Gecompacteerd gietijzer											
	K4.1.C.UT	-	EN-GJV-300									
	K4.1.C.UT	-	EN-GJV-350									
	K4.2.C.UT	-	EN-GJV-400									
	K4.2.C.UT	-	EN-GJV-450									
	K4.2.C.UT	-	EN-GJV-500									
	Isotherm gehard gietijzer											
	K5.1.C.NS	-	EN-GJS-800-8	-	-	-	-	ASTM A897 No. 1	-	-	-	-
	K5.1.C.NS	-	EN-GJS-1000-5	-	-	-	-	ASTM A897 No. 2	-	-	-	-
	K5.2.C.NS	-	EN-GJS-1200-2	-	-		-	ASTM A897 No. 3	-	-	-	-
	K5.2.C.NS	-	EN-GJS-1400-1	-	-	-	-	ASTM A897 No. 4	-	-	-	-
	K5.3.C.NS	-	-	-	-	-	-	ASTM A897 No. 5	-	-	-	-

Referentielijst materialen

ISO	MC	CMC	Land Europa	Duitsland	Groot-Brittannië		Zweden	USA	Frankrijk	Italië	Spanje	Japan
			Standaard DIN EN	W.-nr.	BS	EN	SS	AISI/SAE/ASTM	AFNOR	UNI	UNE	JIS
N	**Legeringen op aluminiumbasis**											
Non-ferrometalen	N1.3.C.AG	30.21	G-AlSi9MGWA	3.2373	-	-	4251	SC64D	A-S7G	-	-	C4BS
	N1.3.C.UT	30.21	G-ALMG5	-	LM5	-	4252	GD-AlSi12	A-SU12	-	-	AC4A
	N1.3.C.UT/N1.3.C.AG	30.21/30.22	-	-	LM25	-	4244	356.1	-	-	-	A5052
	N1.3.C.UT	-	GD-AlSi12	-	-	-	4247	A413.0	-	-	-	A6061
	N1.3.C.AG	-	GD-AlSi8Cu3	-	LM24	-	4250	A380.1	-	-	-	A7075
	N1.3.C.UT	-	G-AlSi12(Cu)	-	LM20	-	4260	A413.1	-	-	-	ADC12
	N1.3.C.UT	-	G-AlSi12	-	LM6	-	4261	A413.2	-	-	-	-
	N1.3.C.AG	-	G-AlSi10Mg(Cu)	-	LM9	-	4253	A360.2	-	-	-	-
S	**Nikkellegeringen**											
Hittebestendige superlegeringen	S2.0.Z.AG	20.22	S-NiCr13A16MoNb	LW2 4670	mar-46	-	-	5391	NC12AD	-	-	-
	S2.0.C.UT	20.24	NiCo15Cr10MoAlTi	LW2 4674	-	-	-	AMS 5397	-	-	-	-
	S2.0.Z.AG	20.22	NiFe35Cr14MoTi	LW2.4662	-	-	-	5660	ZSNCDT42	-	-	-
	S2.0.Z.AG	20.22	NiCr19Fe19NbMo	LW2.4668	HR8	-	-	5383	NC19eNB	-	-	-
	S2.0.Z.AG	20.22	NiCr20TiAk	2.4631	Hr401.601	-	-	-	NC20TA	-	-	-
	S2.0.Z.AG	20.22	NiCr19Co11MoTi	2.4973	-	-	-	AMS 5399	NC19KDT	-	-	-
	S2.0.Z.AG	20.22	NiCr19Fe19NbMo	LW2.4668	-	-	-	AMS 5544	NC20K14	-	-	-
	S2.0.Z.AN	20.21	-	2.4603	-	-	-	5390A	NC22FeD	-	-	-
	S2.0.Z.AN	20.21	NiCr22Mo9Nb	2.4856	-	-	-	5666	NC22FeDNB	-	-	-
	S2.0.Z.AN	20.21	NiCr20Ti	2.4630	HR5.203-4	-	-	-	NC20T	-	-	-
	S2.0.Z.AG	20.22	NiCu30AL3Ti	2.4375	3072-76	-	-	4676	-	-	-	-
	Op cobaltbasis											
	-	-	CoCr20W15Ni	-	-	-	-	5537C, AMS	KC20WN	-	-	-
	S3.0.Z.AG	20.32	CoCr22W14Ni	LW2.4964	-	-	-	5772	KC22WN	-	-	-
	Titaniumlegeringen											
	S4.2.Z.AN	23.22	TiAl5Sn2.5	3.7115.1	TA14/17	-	-	UNS R54520	T-A5E UNS R56400	-	-	-
	S4.2.Z.AN	23.22	TiAl6V4	3.7165.1	TA10-13/TA28	-	-	UNS R56401	T-A6V	-	-	-
	S4.3.Z.AN	23.22	TiAl5V5Mo5Cr3	-	-	-	-	-	-	-	-	-
	S4.2.Z.AN	23.22	TiAl4Mo4Sn4Si0.5	3.7185	-	-	-	-	-	-	-	-
			Handelsnamen									
			Legeringen op ijzerbasis									
	S2.0.Z.UT/S2.0.Z.AN	20.11	Incoloy 800									
			Nikkellegeringen									
	S2.0.Z.AN	20.2	Haynes 600									
	S2.0.Z.AN	20.2	Nimocast PD16									
	S2.0.Z.AG	20.2	Nimonic PE 13									
	S2.0.Z.AG	20.2	Rene 95									
	S2.0.Z.AN	20.21	Hastelloy C									
	S2.0.Z.AN	20.21	Incoloy 825									
	S2.0.Z.AN	20.21	Inconel 600									
	S2.0.Z.AN	20.21	Monel 400									
	S2.0.Z.AG	20.22	Inconel 700									
	S2.0.Z.AG	S2.0.Z.AG	Inconel 718									
	S2.0.Z.AG	20.22	Mar – M 432									
	S2.0.Z.AG	20.22	Nimonic 901									
	S2.0.Z.AG	20.22	Waspaloy									
	S2.0.C.NS	20.24	Jessop G 64									
			Op cobaltbasis									
	S3.0.Z.AG	20.3	Air Resist 213									
	S3.0.Z.AG	20.3	Jetalloy 209									
H	**Geharde materialen**											
Geharde materialen	H1.2.Z.HA	04.1	X100CrMo13	1.4108	-	-	2258 08	440A	-	-	-	C4BS
	H1.3.Z.HA	04.1	X110CrMoV15	1.4111	-	-	2534 05	610	-	-	-	AC4A
	H1.2.Z.HA	04.1	X65CrMo14	-	-	-	2541 06	0-2	-	-	-	AC4A

In het belang van het milieu

Doe nu mee aan het Coromant Recycling Concept (CRC)!

Het Coromant Recycling Concept (CRC) is een uitgebreide service voor gebruikte hardmetalen wisselplaten die Sandvik Coromant aan al zijn klanten biedt. Gezien het toenemende verbruik van eenmalige grondstoffen is het zuinig beheer van de slinkende grondstoffen een plicht voor alle fabrikanten.
Sandvik Coromant doet hieraan mee door gebruikte wisselplaten en volhardmetalen gereedschappen in te zamelen en die op de meest milieuvriendelijke wijze voor hergebruik geschikt te maken.
Alle gebruikte wisselplaten worden verzameld in de inzamelbox op de werkplek.
Als de inzamelbox voldoende vol is, wordt de inhoud overgebracht in de transportbox. De volle transportbox wordt naar Sandvik Coromant gezonden die u ook meer informatie kan geven.



De voordelen van CRC spreken voor zich:

- Een ISO en OHAS wereldwijd gecertificeerd recyclage systeem.
- Voor directe klanten en wederverkopers.
- Een eenvoudige procedure met verzamel- en transportboxen.
- Minder afval, beter voor het milieu.
- Beter gebruik van middelen.
- Hardmetalen wisselplaten van andere fabrikanten worden eveneens geaccepteerd.

Bestel verzamelboxen voor elke draaibank, freesmachine, boormachine of bewerkingscentrum.
Wij raden één verzamelbox aan voor wisselplaten en één aparte box voor volhardmetalen snijgereedschappen voor elke verspanende werkplek.

	Bestelnummers
Verzamelbox:	91617
(Houten) transportbox voor volhardmetalen gereedschappen:	92994
(Houten) transportbox voor wisselplaten:	92995

Veiligheidsinformatie

Veiligheidsinformatie over het slijpen van hardmetaal

Materiaalsamenstelling

Gereedschapshouders
Gereedschapshouders bevatten hoofdzakelijk ijzer (Fe), en laaggelegeerde elementen zoals chroom, nikkel, mangaan, molybdeen en silicium.
instelbare wisselplaten/snijgereedschappen/ronde gereedschappen
Gecementeerde hardmetalen producten bevatten voornamelijk wolfraamcarbide en kobalt. Ze kunnen ook carbiden en carbonitriden van de volgende elementen bevatten: titaan, tantalium, niobium, chroom, molybdeen en vanadium.

Manieren van blootstellen

Het slijpen of verwarmen van hardmetalen blanks of een hardmetalen product veroorzaakt stof of dampen met gevaarlijke bestanddelen die kunnen worden ingeademd, ingeslikt of in contact komen met de huid of de ogen.

Acute giftigheid

Het slijpstof is giftig wanneer ingeademd. Inademing kan irritatie en ontsteking van de luchtwegen veroorzaken. De acute giftigheid is beduidend hoger bij de gelijktijdige inademing van kobalt en wolfraamcarbide vergeleken met de inademing van kobalt alleen.
Contact met de huid kan irritatie en uitslag veroorzaken. Licht gevoelige personen kunnen een allergische reactie krijgen.

Chronische giftigheid

De herhaaldelijke inademing van aërosols die kobalt bevatten, kan verstopping van de luchtwegen veroorzaken. De langdurige inademing van grotere concentraties kan longfibrose of longkanker veroorzaken. Uit epidemiologische studies blijkt dat werknemers die in het verleden aan hoge concentraties van wolfraamcarbide / kobalt blootstonden, groter gevaar lopen op het krijgen van longkanker.
Kobalt en nikkel kunnen mogelijk huidreacties teweegbrengen. Herhaald of langdurig contact kan irritatie veroorzaken.

Risico vermeldingen

Giftig: bij langdurige blootstelling als gevolg van inademing kunnen ernstige gezondheidsproblemen ontstaan
Giftig wanneer ingeademd
Beperkt bewijs van kankerverwekkend effect.
Kan overgevoeligheid veroorzaken wanneer ingeademd en bij contact met de huid

Voorzorgsmaatregelen

Vermijd de vorming en het inhaleren van slijpstof. Gebruik adequate lokale afzuiging om persoonlijke blootstelling ruim onder de nationaal goedgekeurde grenzen te houden.
Wanneer er geen ventilatie beschikbaar of deze onvoldoende is, moeten er een nationaal gekeurde afzuiging gebruikt worden.
Gebruik indien nodig een veiligheidsbril of een bril met zijbeschermers.
Voorkom herhaald contact met de huid. Draag geschikte werkhandschoenen. Was de huid zorgvuldig na de werkzaamheden.
Draag geschikte beschermende kleding. Was de kleding wanneer nodig.
Niet eten, drinken of roken in de werkruimte. Was de huid grondig voordat u eet, drinkt of rookt.



“Tailor Made”

Aanvullende gereedschapsopties voor uw specifieke vereisten.

Naast een uitgebreid standaardprogramma kunnen wij gereedschappen aanbieden volgens uw afmetingen, afgeleid van standaard gereedschappen. Met onze Tailor Made service bent u vrij uw afmetingen te kiezen zonder de prijs te betalen van speciale gereedschappen.



Wat u van ons kunt verwachten

- Een snelle offerte
- Gemakkelijk bestellen
- Prestatiegarantie bij bepaalde product- en snijgegevens
- Concurrerende levertijden

De Tailor Made-optie is beschikbaar in de volgende productfamilies:

Wisselplaten - hardmetaal

- CoroCut® 1-2
- CoroCut® QD
- CoroCut® 3
- T-Max® Q-Cut
- CoroThread® 266
- T-Max® U-Lock

Wisselplaten - CBN

- T-Max® P
- T-Max®
- CoroTurn® 107
- CoroTurn® 111
- CoroTurn® TR
- CoroCut®

Wisselplaten - PCD

- CoroTurn® 107
- CoroTurn® 111
- CoroCut®

Klemhouders

- CoroTurn® 300
- CoroTurn® TR
- CoroCut® 1-2
- CoroCut® QD
- CoroCut® 3
- T-Max® Q-Cut

Adapters

- Coromant Capto®

...en oplossingen op maat

Als standaard en Tailor Made oplossingen niet voldoen aan uw eisen kunt u erop vertrouwen dat Sandvik Coromant, dankzij een brede ervaring in maatoplossingen, zelfs voor bijzonder veeleisende criteria het ideale gereedschap kan bieden.
Ga naar onze Tailor Made-vormen op www.sandvik.coromant.com

Om het leven wat gemakkelijker te maken is er een nieuwe standaard ontwikkeld

ISO 13399 is een internationale standaard bedoeld om de uitwisseling van data voor snijgereedschappen te vereenvoudigen. U zult wat kleine verschillen zien, door de nieuwe parameters en de omschrijvingen van elk gereedschap.

Voor het eerst is er een gestandaardiseerde manier voor het omschrijven van productgegevens met betrekking tot snijgereedschappen. Wanneer alle gereedschappen in deze sector dezelfde parameters en definities delen, dan wordt het communiceren van gereedschapinformatie tussen verschillende softwaresystemen heel eenvoudig.

Wat betekent dit voor u?

In feite betekent dit dat uw systemen met de onze kunnen communiceren, omdat deze dezelfde taal spreken. Download productdata van onze website en gebruik deze direct in uw CAD/ CAM software voor het samenstellen van gereedschappen die u gebruikt in uw productie. Het is niet langer nodig om informatie op te zoeken in catalogi en data van het ene systeem te interpreteren in het andere. Stelt u zich eens voor hoeveel tijd u dit kan besparen!

Korte naam	Naam
ADJLN	Instellimiet minimum
ADJLX	instellimiet maximum
ADJRG	Instel bereik
ALP	Vrijloophoek axiaal
AN	Vrijloophoek hoofd
ANN	Vrijloop hoek kleine
APMX	Maximale snedediepte
B	Schachtbreedte
BAWS	Body hoek aan werkstuk kant
BAMS	Body hoek machinezijde
BBD	Op balans ontworpen
BBR	Gebalanceerd door toerental test
BCH	Hoek aanschuinlengte
BD	Body-diameter
BHTA	Body half conushoek
BN	Vlak geleiderand breedte
BS	Wiper snijkantlengte
BSG	Norm
BSR	Wiper snijkantradius
CBMD	Spaanbrekerfabrikant
CDX	Maximale snijdiepte
CF	Spot aanschuinen
CHBA	Aanschuinbodyhoek
CHBL	Aanschuining bodylengte
CHW	hoek fasebreedte
CHWL	Hoek fasebreedte, links
CHWR	Flank fasebreedte rechts
CICT	Snij-item telling
CND	Diameter koelmiddelinvoer
CNSC	Koelmiddelinvoer code
CNT	koelmiddelinvoer schroefdraadmaat
COATING	Coating
CP	Max. koelmiddeldruk
CRKS	Draadmaat aantrekbout
CRNT	Schroefdraadmaat radiale koelmiddelinvoer
CTPT	Type bewerking
CUTDIA	maximale werkstuk afsteekdiameter
CW	Snijbreedte
CWN	Snijbreedte minimum
CWTOLL	Snijbreedte ondergrens
CWTOLU	Snijbreedte bovengrens
CWX	Maximale snijbreedte
CXSC	Koelmiddel uitgang type
CZC	Code aansluitgrootte
CZC_{MS}	Aansluitgrootte machinezijde
CZC_{WS}	Aansluitgrootte werkstukzijde
D1	Diameter bevestigingsgat
DAH	Diameter toegangsgat
DAXIN	Minimale axiale groef binnendiameter
DAXN	Minimale axiale groef buitendiameter

DAXX	Maximale axiale groef buitendiameter
DBC	diameter bout cirkel
DC	Freesdiameter
DCB	Verbindings asgatdiameter
DCBN	Minimale asgatdiameter
DCBX	maximale asgatdiameter
DCF	Snijdiameter vlakcontact
DCN	minimale freesdiameter
DCON	Aansluitdiameter
$DCON_{MS}$	Diameter aansluiting machinekant
$DCON_{WS}$	Diameter aansluiting met werkstuk
$DCONN_{WS}$	aansluitdiameter minimum werkstukzijde
$DCONX_{WS}$	aansluitdiameter maximum werkstukzijde
DCPS	Grootte Data chip voorziening
$DCSF_{MS}$	Contactoppervlak diameter machinezijde
$DCSF_{WS}$	Contactoppervlak diameter werkstukzijde
DCX	Maximale snijdiameter
DIX	maximale gereedschaps diameter m.b.t. gereedschapswisselaar
DMIN	Minimale gatdiameter
DMM	Schacht diameter
DN	Nekdiameter
DSGN	Type
EPSR	Wisselplaat incl. hoek
FHA	Spiraalhoek
FLGT	flensdikte
FTDZ	Voor draaddiameter grootte
GB	Face geleiderand hoek
H	Schachthoogte
HA	Theoretische draadhoogte
HB	Schroefdraadhoogte verschil
HBH	Head bottom offset height
HBL	Kop onderkant offsetlengte
HC	Schroefdraad hoogte daadwerkelijk
HF	Functionele hoogte
HRY	Laagste punt van referentievlak
HSUP	Steunhoogte
HTB	Bodyhoogte
HTH	Hoogte
IC	Ingeschreven cirkel
INSL	wisselplaat lengte
INSUC	Wisselplaatgebruikscode
IZC	Wisselplaat grootte code
KAPR	Gereedschap snijkanthoek
KCH	Hoekaanschuining
KCHL	Hoek fase, links
KCHR	Hoek fase, rechts
KRINS	Hoofdsnijkanthoek
KWW	Spiebaanbreedte
L	Snijkantlengte
LAMS	Hellingshoek
LB	Body lengte
LCF	Lengte spaangroef
LCOX	Maximale inkort lengte
LE	Effectieve snijkantlengte
LF	Functionele lengte
LH	Koplengte
LPR	Uitsteeklengte
LS	Schacht lengte
LSC	Opspan lengte
LSCN	minimale opspan lengte
LSCS	Afstand tot begin opspannen
LSCX	Maximale opspan lengte
LSD	Dode schachtlengte
LU	Bruikbare lengte (max. aanbevolen)
LUX	Maximaal bruikbare lengte
MHD	Montagegat-afstand
MIID	Hoofd wisselplaat identificatie
MMCC	Code voor vooraf ingesteld draaimoment
MMCX	Max. snijkoppel
NOF	Aantal spaangroeven
NT	Tanden telling
OAH	Totale hoogte

OAL	Totale lengte
OAW	Totale breedte
OH	Aanbevolen uitsteeklengte
OHN	Minimale uitsteeklengte
OHX	Maximale uitsteeklengte
ORDCODE	Codenummer
PCL	Perifere cilindrische lengte
PDX	Profielafstand ex
PDY	Profielafstand ey
PHD	Voorbewerkte gatdiameter
PHDX	Maximale voorbewerkte gatdiameter
PL	Punt lengte
PNA	Profiel inclusief hoek
PRFRAD	Profiel radius
PRSPC	Profielspecificatie
PSIR	gereedschap instelhoek
PSIRL	hoofd snijkanthoek links
PSIRR	hoofd snijkanthoek rechts
RADH	Radiale body lengte
RADW	Radiale body breedte
RAR	Rechter vrijsteekhoek
RE	Neusradius
REEQ	Hoekradius equivalent
REL	Neusradius links
RER	Neusradius rechts
RETOLL	Hoekradius ondergrens
RETOLU	Hoekradius bovengrens
RGL	herslijp lengte
RMPX	maximum infreeshoek
RPMX	Maximale toerental
S	Wisselplaat dikte
SDL	Stap diameter lengte
SIG	Punt hoek
SPTL	Deellijn
SSC	Wisselplaatzitting code
STA	Stap ingesloten hoek
STDNO	Standaardnummer
SUBSTRATE	Hardmetaalsoort
TCDC	tolerantieklasse snijdiameter
TCDMM	schacht diametertolerantie
TCHA	Realiseerbare gattolerantie
TCHAL	Realiseerbare gattolerantie onderlimiet
TCHAU	Realiseerbaar gattolerantie bovenlimiet
TCT	Gereedschap tolerantie klasse
TCTR	Schroefdraad tolerantie klasse
TD	Schroefdraad diameter
TDZ	Schroefdraad diameter grootte
TFLA	Tap floating lengte voor
TFLB	Tap floating lengte achter
TG	Conus helling
THCA	Schroefdraadspiraal correctiehoek
THCHT	Draadsnij aanschuinhoek type
THFT	Schroefdraad vormtype
THFTS	Schroefdraad vorm standaard series
THL	Schroefdraadlengte
THUB	borst dikte
TP	Schroefdraad spoed
TPI	gangen per inch
TPIN	minimaal aantal gangen per inch
TPIX	maximaal aantal gangen per inch
TPN	minimale schroefdraad spoed
TPX	maximale schroefdraadspoed
TQ	Koppel
TRMAX	Max. tapbereik
TSYC	Tap type aanduiding
TTP	Type draad
ULDR	Bruikbare lengte diameter verhouding
VCX	Maximale snijsnelheid
W1	Wisselplaatbreedte
WB	bodybreedte
WF	Functionele breedte
WFCIRP	Breedte tot het snijkant- referentiepunt

WSC	opspanbreedte
WT	Gewicht van item
ZADJ	wisselplaat instelbaar telling
ZEFF	Aantal tanden
ZEFP	Perifere effectieve snijkanten telling (ZEFP)
ZWX	Maximum aantal wiper wisselplaten

Code	Pagina
131..-B	G5
132L	G4
151.2	E11
254R/LG	B113
254R/LKF	B114
266R/LG..AC..F	C25
266R/LG..MJ..A	C22
266R/LG..MM..A	C7-C8
266R/LG..NT..A	C17
266R/LG..PT..A	C19
266R/LG..RN..A	C21
266R/LG..SA..F	C26
266R/LG..TR..F	C24
266R/LG..UN..A	C11-C12
266R/LG..VM..A	C5
266R/LG..VW..A	C6
266R/LG..WH..A	C15
266R/LL..AC..F	C25
266R/LL..MM..A	C9-C10
266R/LL..NT..A	C18
266R/LL..PT..A	C19
266R/LL..RN..A	C21
266R/LL..SA..A	C26
266R/LL..TR..F	C24
266R/LL..UN..A	C13-C14
266R/LL..VM..A	C5
266R/LL..VW..A	C6
266R/LL..WH..A	C16
266R/LFA	C36
266R/LFG	C34
266R/LFGZ	C35
266R/LKF	C41
266R/LKF-R	C40
266R/LKF-RE	C40
266RG..BU..A	C29
266RG..MM..C	C7
266RG..MM..F	C7
266RG..NF..A	C20
266RG..NJ..A	C23
266RG..NT..C	C17
266RG..RD..A	C28
266RG..RN..F	C21
266RG..UN..C	C11
266RG..UN..F	C11
266RG..V38..A	C27
266RG..V40..A	C27
266RG..V50..A	C27
266RG..VM..C	C5
266RG..VM..F	C5
266RG..VW..C	C6
266RG..VW..F	C6
266RG..WH..C	C15
266RG..WH..F	C15
266RL..AC..A	C25
266RL..BU..A	C29
266RL..MM..C	C9
266RL..MM..F	C9
266RL..NF..A	C20
266RL..NT..C	C18
266RL..NT..F	C18
266RL..RD..A	C28
266RL..RD..C	C28
266RL..RN..F	C21
266RL..UN..C	C13
266RL..UN..F	C13
266RL..V38..A	C27
266RL..V40..A	C27
266RL..V50..A	C27
266RL..VM..C	C5
266RL..VM..F	C5
266RL..VW..C	C6
266RL..VW..F	C6
266RL..WH..C	C16
266RL..WH..F	C16
3021 012	G7
3-80-L4	A17
3-80-M5	A17
3-80-M5W	A17
392.T..SLxxR/L	F25, F27
392.T63-131	F30
5680 021	G7
5692 063	G7
5693 066	G7
5693 067	G7
5693 068	G7
570	F48
570..580-80	F50
570-200	F52
570-2C	F37, F40
570-3C	F64-F66
570-4..RA	F48
570-4C	F64
570-80	F49-F50, F52
570C-SVUBR/L	A143
570-DCLNR/L	A227-A228
570-DDUNR/L	A230-A231, A238-A239
570-DDXNR/L	A230-A231
570-DSKNR/L	A232-A233
570-DTFNR/L	A235-A236
570-DVUNR/L	A237, A240-A241
570-SCLCR/L	A132
570-SDUCR/L	A135-A136, A148
570-SDXCR/L	A135
570-STFCR/L	A140
570-SVLBR/L	A143-A144
570-SVPBR/L	A143
570-SVQCR/L	A142
570-SVUCR/L	A142, A149
570-xxNG	F32
570-xxR/L123..B	B36, B41-B42
570-xxR/L123..C	B37
570-xxR/L123T..B	B95
570-xxR/L123U..B	B95
570-xxR/L151.3	B106-B107
570-xxR/LF	F32
570-xxR/LSMAL	B100
935-Cx-Efxx	F19
935-HTxx-EFxx	F29
935-Lxx-EFxx	F41
935-VDIxx-EFxx	E7
A	
A..PCLNR/L	A222
A..PDUNR/L	A223
A..PSKNR/L	A224
A..PTFNR/L	A225
A..SCLCR/L	A100-A103
A..SDQCR/L	A104-A107
A..SDUCR/L	A104-A107, A122-A123
A..SDXCR/L	A106-A107
A..SRDDN-R	A108
A..SRXDR/L-R	A108
A..SSKCR/L	A109-A110
A..STFCR/L	A111-A113, A115
A..STUCR/L	A114
A..SVPBR/L	A116-A117, A121
A..SVQBR/L	A117, A119, A121
A..SVQCR/L	A118, A120
A..SVUBR/L	A116-A117, A119, A121
A..SVUCR/L	A118, A120
APBA-R/L-VDI..HP	E9
APBR/L-VDI..HP	E9
ASHA-R/L-VDI..HP	E8
ASHN-VDIxx..HP	E8
B	
BA-R/LGC	E11
C	
C10-R/LC2095	E15
CCBNR/L	A251
CCET	A41
CCGT	A42
CCGW	A44
CCGX	A42-A43
CCLNR/L	A251
CCMT	A41-A42
CCMW	A44
CDJNR/L	A252
CDNNR/L	A252
CNGA	A157-A159
CNGG	A153
CNGM	A159
CNGN	A243
CNGQ	A157-A158
CNGX	A156-A157, A159
CNMA	A155, A157
CNMG	A153-A156
CNMM	A154-A155
CNMX	A156
CP-25BR/L	A10
CP-30AR/L	A11
CP-A	A4
CP-B	A4
CRDCN	A254
CRDCR/L	A254
CRDNN	A255
CRSNR/L	A255
CSBNR/L-4	A256
CSBPR/L	A260
CSDNN	A256
CSDPN	A260
CSDPR/L	A260
CSGX..E	A250
CSKNR/L	A257
CSKPR/L	A260
CSRNR/L	A256
CSSNR/L	A257
CTDPR/L	A261
CTFPR/L	A261
CTGNR/L..-ID	A258
CTGPR/L	A261
CTTPR/L	A261
CU-3C..-Cx	F63
Cx-131	F20
Cx-266R/L	C31-C33, C39
Cx-266RS..HP	C30
Cx-3-80-LR/L	A18
Cx-3-80-MN	A18
Cx-391.01	F3, G6
Cx-391.02	F4-F6
Cx-391.27	F20
Cx-4-SL..AX	F13
Cx-570..NG	F8
Cx-570..R/LF	F7, F12
Cx-570..R/LG	F9-F12
Cx-570-2C	F8-F9
Cx-570-3C	F54-F55, F58-F59
Cx-570-4C	F56
Cx-ABB	F21
Cx-APBA..HP	F23
Cx-APBR/L..HP	F23
Cx-ASHA..HP	F17
Cx-ASHR/L	F17-F18
Cx-ASHS..HP	F18
Cx-CCLNR/L	A262
Cx-CCRNR/L	A262
Cx-CDJNR/L	A263
Cx-CP..AR/L	A5
Cx-CP..BR/L	A7
Cx-CP-70BR/L	A8
Cx-CP-75AR/L	A6
Cx-CP-A-25BR/L	A8
Cx-CP-A-30AR/L	A6
Cx-CRDCN	A264
Cx-CRSCR/L	A264
Cx-CRSNR/L	A265
Cx-CSDNN	A266
Cx-CSKNR/L	A266
Cx-CSRNR/L	A266
Cx-CSSNR/L	A267

Code	Pagina
Cx-CXS	F22
Cx-DCKNR/L	A182
Cx-DCLNR/L	A181
Cx-DCMNN	A180
Cx-DCRNR/L	A183
Cx-DDHNR/L	A188
Cx-DDJNR/L	A188
Cx-DDMNR/L	A186
Cx-DDNNN	A187
Cx-DDUNR/L	A187
Cx-DRSNR/L	A190
Cx-DSDNN	A194
Cx-DSKNR/L	A194
Cx-DSRNR/L	A194
Cx-DSSNR/L	A195
Cx-DTJNR/L	A196
Cx-DVJNR/L	A198
Cx-DVMNR/L	A197
Cx-DVVNN	A198
Cx-DWLNR/L	A199
Cx-NC2000	E13
Cx-NC3000	E13
Cx-NC3000-V	E5
Cx-NF123..B	B27
Cx-PCLNR/L..HP	A178-A179, A218
Cx-PCMNN..HP	A178
Cx-PCRNR/L..HP	A200
Cx-PDJNR/L..HP	A184-A185
Cx-PDMNR/L..HP	A184
Cx-PDUNR/L..HP	A185, A219
Cx-PMU-I50	G14
Cx-PRSCR/L	A189, A191
Cx-PSDNN..HP	A192
Cx-PSKNR/L..HP	A192, A220
Cx-PSRNR/L..HP	A192
Cx-PSSNR/L..HP	A193
Cx-PTFNR/L..HP	A221
Cx-QC-Cx..R	F6
Cx-QC-SL	F47
Cx-QD-R/LF..C..A	B57
Cx-QFT	B73
Cx-QFU	B74
Cx-R/L166.0	C51
Cx-R/LC	E4-E5, E12, E15
Cx-R/L-Cx-R/L	F6
Cx-R/LF123	B25-B26, B38, B93
CXS..F..AR/L	B120
CXS..F..BR/L	B120
CXS..FN	F33
CXS-..R/L	F34
CXS-A	F42, F44
CXS-Axx-X	F43
Cx-SCLCR/L	A59-A60, A90-A91
Cx-SCMCN	A59-A60
Cx-SDJCR/L	A61-A62
Cx-SDNCN	A62
Cx-SDUCR/L	A92-A93, A99
CXS-Exx-X	F43
Cx-SL..-R/LF	F7
Cx-SL-2C	F13
Cx-SL3C	F57-F58
Cx-SL70-R/L	F14-F16
Cx-SL-D..E	F58
Cx-SRDCN	A63-A65
Cx-SRSCR/L	A63, A65
Cx-SSKCR/L	A94
Cx-STFCR/L	A95-A96
Cx-SVHBR/L	A68, A70
Cx-SVJBR/L	A66-A67, A70
Cx-SVMBR/L	A69, A71
Cx-SVQBR/L	A97-A98
Cx-SVUBR/L..HP	A66
Cx-SVVBN	A68, A70
CXS-xxB090..R/L	A271
CXS-xxG	B116-B119
CXS-xxR	B121
CXS-xxT045..R/L	A275
CXS-xxT090..R/L	A272-A273
CXS-xxT098..R/L	A272-A274
CXS-xxT140..R/L	A275
CXS-xxTE98..R/L	A273-A274
CXS-xxTH	C60-C65
Cx-T-A11B11L	A9
Cx-TB-CN12CN12	D6
Cx-T-DC	D3
Cx-TR-D13	A23
Cx-TR-V13	A25-A26
D	
DCBNR/L	A202
DCET-UM	A45
DCGT-UM	A45
DCGW	A47
DCGX-AL	A45
DCKNR/L	A202
DCLNR/L	A202
DCMT	A45-A46
DCMW..FP	A47
DCMX	A45
DDHNR/L	A204
DDJNR/L	A204
DDNNN	A204
DNGA	A163-A164
DNGG-SGF	A160
DNGM..F-HGR	A164
DNGN..T	A244
DNGQ	A163
DNMA-KR	A162
DNMG	A160-A162
DNMM	A162
DNMX	A160-A161
DRSNR/L	A206
DSBNR/L	A207
DSDNN	A207
DSKNR/L	A208
DSSNR/L	A208
DTJNR/L	A210
DVJNR/L	A212
DVPNR/L	A212
DVVNN	A212
DWLNR/L	A213
E	
E..SCLCR/L -R	A124
E..SDUCR/L	A125
E..STFCR/L-R	A126
E..STUCR/L..-GR	A127
E..SVQCR/L -ER	A128
E..SVUCR/L-ER	A128
EF-xx	G3
F	
F..SDUCR/L -ER	A129
F..STFCR/L-R	A130
H	
HTxx..SLxxN/R/L	F26
HTxx-APBR/L..HP	F30
HTxx-ASHA..HP	F28
HTxx-ASHR/L	F28
HTxx-SLxxD	F61
L	
L123T3-CS	B90
L123U3-CS	B90
L123x1-RE (SF)	B23
L123x1-RO (SF)	B21
L123x1-RS (SF)	B24
L123x2-CF	B5
L123x2-CM	B6
L123x2-CR	B7
L123x2-CS	B8
L166.0L	C45-C49
M	
M..Cx-390	D8
MABR/L	A277
MACR/L	B97
MAFR/L	A277
MAGR/L	B98
MAPL	B98
MATR/L	C56-C58
MB..Axx-HP	F45
MB..Exx	F45
MB..Exx..R	F38
MB..FA	B127
MB..FAR	B128
MB..FB	B127
MB..FBR	B128
MB..G	B124-B126
MB..GX	B123
MBG	F35
MB-xxTH	C67-C72
N	
N123..A2	B33
N123T	B89, B91-B92
N123U	B89, B91-B92
N123x1..S	B13, B24
N123x1-GM	B12
N123x1-GR	B12
N123x1-RE	B23
N123x1-RM	B19
N123x1-RO	B18, B21
N123x1-RS	B24
N123x1-TF	B15
N123x1-XB	B17
N123x2-AM	B22
N123x2-CF	B5
N123x2-CM	B6
N123x2-CR	B7
N123x2-GF	B9-B10
N123x2-GM	B11
N123x2-RM	B19
N123x2-RO	B18
N123x2-TF	B15
N123x2-TM	B16
N151.2-4U	B103
N151.3-4G	B102
N151.3-7G	B102
N151.3-7P	B103
N151.3-A..-4G	B102
NF123..B	B30
NF123..BM	B43
P	
PCLNR/L..HP	A201
PDJNR/L..HP	A203
PRDCN	A205
PRGCR/L	A205
PTGNR/L..HP	A209
PVJNR/L..HP	A211
Q	
QD-L	B53
QD-LL	B64, B67
QD-LR	B64, B67
QD-N	B52-B56
QD-N/R/L1..A	B65
QD-N/R/L2..A	B65
QD-N/R/L2..C..A	B61
QD-N/R/L2..C..D	B62
QD-NN1..A	B65
QD-NN1..C..A	B61
QD-NN2..A	B65
QD-NN2..C..A	B61
QD-NR/L1..C..A	B61
QD-NR/L2..C..A	B61
QD-NR1..C..D	B62
QD-NR2..D	B65
QD-R..-CM	B53
QD-R..-CO	B53
QD-R/LF..A	B59
QD-R/LF..C..A	B58
QD-R/LF..C..D	B58
QD-R/LF..S	B59
QD-RL	B63, B66

Code	Pagina
QD-RR	B63, B66
QFT..-RM	B72
QFT-GF	B71
QFT-LG..C..B	B81
QFT-LG..C32..B	B75
QFT-RF..C..B	B79
QFT-RF..C32..B	B77
QFT-TF	B70
QFU..-RM	B72
QFU-GF	B71
QFU-LF..C..B	B80
QFU-LF..C32..B	B78
QFU-RG..C..B	B82
QFU-RG..C32..B	B76
QFU-TF	B70
QS-266R/LFA..C	C37
QS-3-80-LR/L	A19
QS-CP..AR/L	A13
QS-CP..BR/L	A12
QS-PCLNR/L	A214
QS-PDJNR/L	A215
QS-PSSNR/L	A216
QS-QD-R/LF..C..D	B60
QS-R/LF123..C..E	B32
QS-R/LF123..C..E..-B	B40
QS-R/LF123..C..F	B32
QS-R/LG123..C..E..B	B40
QS-SCLCR/L..C	A84
QS-SDJCR/L..C	A85
QS-SMALR/L..X..HP	B99
QS-SSDCR/L..C	A86
QS-SVJBR/L..C	A87
QS-TR-D..JCN..HP	A30
QS-TR-D..JCR/L..HP	A30
QS-TR-V..N..HP	A31
QS-TR-V..R/L..HP	A31
R	
R/L166.0KF..B	C53
R/L166.0KF..E	C52
R/L176.9	A253
R/L566.0KFC	C54
R/LAF151.37	B111
R/LAG123..B	B48
R/LAG123..B-R	B47
R/LAG151.32	B109-B110
R/LAG551.31	B108
R/LAX123..B-020	B49
R/LF123..B	B29-B30
R/LF123..B..B	B39
R/LF123..B1	B34
R/LF123..B-S	B31
R/LF123..C	B35
R/LF123..C..E	B28
R/LF123..D	B31
R/LF123T/U..BM	B94
R/LF151.37	B105
R/LG123..BM	B39
R/LG123..C	B35
R/LG123..CM	B35
R/LG123..-GS	B14
R/LG123..-RO	B20
R/LG123..-RS	B20
R/LG151.37	B105
R/LS151.22	B104
R/LX123..B-007	B43
R/LX123..B-045	B43
R/LX123..B-070	B43
R123T3-CS	B90
R123U3-CS	B90
R123x1-RE	B23
R123x1-RO	B21
R123x1-RS	B24
R123x2-CF	B5
R123x2-CM	B6
R123x2-CR	B7
R123x2-CS	B8
R166.0L	C47-C50
RC..X-SM	A246
RCGX..E	A246
RCGX..K/T	A246
RCGX-AL	A48
RCMT	A48
RCMX	A165
RNGA..S/T	A165
RNGN	A245
RNMG	A165
RPGN	A246
RPGX	A246
S	
S..CCLNR/L	A268
S..CRSNR/L	A269
S..CRSPR/L	A269
SCACR/L-S	A73
SCGW	A50
SCGX-AL	A49
SCLCR/L	A72-A73
SCMT	A49
SDJCR/L	A74-A75
SDNCN	A75
SL..NF	F40
SL-266R/LFG	C38
SL-266R/LKF	C42
SL-266R/LKF-QC	C43
SL-2C	F37
SL70..RF	F51
SL70..RG	F51
SL70-CRDCR/L	A259
SL70-CRSCR/L	A259
SL70-R/L123	B44-B45
SL70-R/LG..C	B46
SL70-SRDCR/L..HP	A138
SL-CP..AR/L	A15
SL-CP..BR/L	A15
SL-CP-X..BR/L	A14
SL-PCLNR/L..HP	A226
SL-PDUNR/L..HP	A229
SL-PTFNR/L..HP	A234
SL-QC	F50
SL-QD-R/LG..C	B68
SL-QFT-L..C..A	B85
SL-QFT-R..C..A	B83
SL-QFT-R..C..B	B83
SL-QFU-L..C..A	B84
SL-QFU-L..C..B	B84
SL-QFU-R..C..A	B86
SL-SCLCR/L	A131, A133
SL-SCUCR/L	A145
SL-SDUCR/L	A134, A137, A146-A147
SL-SDXCR/L	A134, A137
SL-STFCR/L	A139
SL-SVLBR/L	A141, A144, A150
SL-SVPBR/L	A141
SNGA	A168
SNGN	A247
SNGQ..S/T	A168
SNMA-KR	A167
SNMG	A166-A167
SNMM	A167
SPGN..S/T	A248
SPUN..FP	A248
SRDCN	A76
SRDCR/L	A76
SRSCR/L	A76
SSBCR/L	A78
SSDCN	A78
SSDCR/L	A77-A78
STDCR/L	A80
STFCR/L	A79
STGCR/L	A79
STJCR/L-S	A80
STTCR/L	A80
SVHBR/L	A82
SVHCR/L	A82
SVJBR/L	A81, A83
SVJBR/L-S	A83
SVVBN	A82
T	
TCEX..R/L-F	A51
TCGT-R/L-K	A52
TCGT-UM	A53
TCGW	A54
TCGX	A52-A53
TCMT	A51-A53
TCMW	A54
TCMX	A51-A52
TNGA	A171
TNGN..S/T	A249
TNMA-KR	A170
TNMG	A169-A170
TNMM	A170
TNMX	A169
TPGN..S/T	A249
TPUN..FP	A249
TPUN..FR/LP	A249
TR-Cx-D13MCR/L	A24
TR-Cx-V13MBR/L	A27
TR-D13JCR/L	A28
TR-D13NCN	A28
TR-DC	A21
TR-SL-D13JCR/L	A32
TR-SL-D13UCR/L	A34-A35, A38
TR-SL-D13XCR/L	A34-A35
TR-SL-V13JBR/L	A33
TR-SL-V13LBR/L	A36-A37
TR-SL-V13PBR/L	A37
TR-V13JBR/L	A29
TR-V13VBN	A29
TR-VB	A22
V	
VBGT	A55
VBGW	A57
VBMT	A55-A56
VCET	A55
VCEX	A57
VCGT	A55
VCGX	A56
VCMT	A55
VCMW	A57
VDIxx..SLxxN	E6
VDIxx..SLxxR/L	E6
VL80-NC3000	E10, E14
VNGA	A173
VNGG	A172
VNMG	A172
W	
WNGA	A176
WNGG	A174
WNMA	A175
WNMG	A174-A175